

Misano Racing Weekend, 2-3 Novembre 2024

Boss GP - Results Race 2

Misano Circuit Sic 58 4.226 m

Laps 17 = 71,842 km - Avg 186,876 km/h - Race Time 23'03.974

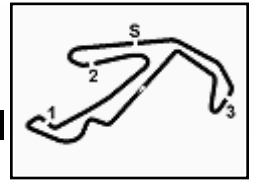
No.	Driver	Nat	Entrant	Team	Car	Class	Laps	Gap	Rel.	Fastest Lap
1	10 PIZZONIA Antonio	BRA	HS Engineering	HS Engineering	Dallara World Series V8 T12	OPEN	17		5	1'20.551
2	12 SLEGELMILHS Haralds	LVA	HS Engineering	HS Engineering	Dallara World Series V8 T12	OPEN	17	0.847	0.847	2 1'20.042
3	11 O'CONNELL Paul	IRL	HS Engineering	HS Engineering	Dallara World Series V8 T12	FORM	17	1'28.915	1'28.068	12 1'24.808
4	27 GHOTTO Marco	ITA	Scuderia Palladio	Scuderia Palladio	Dallara GP2/11	FORM	17	1'37.157	8.242	13 1'24.949
5	74 CUCCARESE Massimiliano	ITA	MM Motorsport	MM International Motorsport	Dallara GP2/11	FORM	17	2'04.117	26.960	9 1'25.036
6	77 NETUSIL Vladimir	CZE	MM Motorsport	MM International Motorsport	Dallara GP2/11	FORM	16	1 Lap	1 Lap	7 1'24.432
7	16 MATILE Nicolas	MCO	Matile Nicolas	ZIGZAG	Lola Auto GP	FORM	15	2 Laps	1 Lap	12 1'30.895
8	61 PEYRE Jean-Christophe	FRA	Peyre Jean-Christophe	ZIGZAG	Lola Auto GP	FORM	15	2 Laps	3.740	12 1'31.051
9	115 HASLER Andreas	AUT	Hasler Andreas	Hasler Motorsport	Dallara World Series T08	SL	14	3 Laps	1 Lap	12 1'42.980
10	136 COLACINO Walter	ITA	Colacino Walter	Walter Colacino Racing	Lola F3000 T96 50	SL	13	4 Laps	1 Lap	8 1'44.356
11	777 GLASER Stephan	CHE	Jo Zeller Racing	Jo Zeller Racing	Dallara World Series V6 T08	SL	4	13 Laps	9 Laps	3 1'34.149
12	96 JACKERMEIER Simon	DEU	Jackermeier Simon	Team Top Speed	Dallara GP2/11	FORM	2	15 Laps	2 Laps	
13	55 ZECH Erich	DEU	Zech Erich	Team Top Speed	Dallara GP2/11	FORM	2	15 Laps	1'08.868	
----- Not Classified -----										
NS	32 COLOMBO Simone	ITA	MM Motorsport	MM International Motorsport	Dallara GP2/11	FORM				

Starting: 14 Classified: 13 Not Classified: 0 Retired: 0 Not Started: 1
 Fastest Lap N. 2 No. 12 Haralds Stiegelmilhs Time 1'20.042 Avg. 190,070 Km/h

Clerk of the Course : Fabrizio Fondacci

03/11/2024 Start 12:26 End 12:52





Misano Racing Weekend, 2-3 Novembre 2024

Boss GP - Results by Class Race 2

Misano Circuit Sic 58 4.226 m

FORMULA

Laps 17 = 71,842 km - Avg 175,594 km/h - Race Time 24'32.889

No.	Driver	Nat	Entrant	Team	Car	Laps	Gap	Rel.	Fastest Lap
1	11 O'CONNELL Paul	IRL	HS Engineering	HS Engineering	Dallara World Series V8 T12	17		12	1'24.808
2	27 GHOTTO Marco	ITA	Scuderia Palladio	Scuderia Palladio	Dallara GP2/11	17	8.242	8.242 13	1'24.949
3	74 CUCCARESE Massimiliano	ITA	MM Motorsport	MM International Motorsport	Dallara GP2/11	17	35.202	26.960 9	1'25.036
4	77 NETUSIL Vladimir	CZE	MM Motorsport	MM International Motorsport	Dallara GP2/11	16	1 Lap	1 Lap 7	1'24.432
5	16 MATILE Nicolas	MCO	Matile Nicolas	ZIGZAG	Lola Auto GP	15	2 Laps	1 Lap 12	1'30.895
6	61 PEYRE Jean-Christophe	FRA	Peyre Jean-Christophe	ZIGZAG	Lola Auto GP	15	2 Laps	3.740 12	1'31.051
7	96 JACKERMEIER Simon	DEU	Jackermeier Simon	Team Top Speed	Dallara GP2/11	2	15 Laps	13 Laps	
8	55 ZECH Erich	DEU	Zech Erich	Team Top Speed	Dallara GP2/11	2	15 Laps	1'08.868	

----- Not Classified -----

NS **32 COLOMBO** Simone ITA MM Motorsport MM International Motorsport Dallara GP2/11

Starting: 9 Classified: 8 Not Classified: 0 Retired: 0 Not Started: 1
 Fastest Lap N. 7 No. 77 Vladimir Netusil Time 1'24.432 Avg. 180,188 Km/h

OPEN

Laps 17 = 71,842 km - Avg 186,876 km/h - Race Time 23'03.974

No.	Driver	Nat	Entrant	Team	Car	Laps	Gap	Rel.	Fastest Lap
1	10 PIZZONIA Antonio	BRA	HS Engineering	HS Engineering	Dallara World Series V8 T12	17		5	1'20.551
2	12 SLEGELMILHS Haralds	LVA	HS Engineering	HS Engineering	Dallara World Series V8 T12	17	0.847	0.847 2	1'20.042

Starting: 2 Classified: 2 Not Classified: 0 Retired: 0 Not Started: 0
 Fastest Lap N. 2 No. 12 Haralds Slegelmilhs Time 1'20.042 Avg. 190,070 Km/h

SUPER LIGHTS

Laps 14 = 59,164 km - Avg 143,487 km/h - Race Time 24'44.391

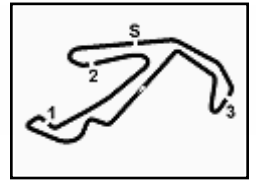
No.	Driver	Nat	Entrant	Team	Car	Laps	Gap	Rel.	Fastest Lap
1	115 HASLER Andreas	AUT	Hasler Andreas	Hasler Motorsport	Dallara World Series T08	14		12	1'42.980
2	136 COLACINO Walter	ITA	Colacino Walter	Walter Colacino Racing	Lola F3000 T96 50	13	1 Lap	1 Lap 8	1'44.356
3	777 GLASER Stephan	CHE	Jo Zeller Racing	Jo Zeller Racing	Dallara World Series V6 T08	4	10 Laps	9 Laps 3	1'34.149

Starting: 3 Classified: 3 Not Classified: 0 Retired: 0 Not Started: 0
 Fastest Lap N. 3 No. 777 Stephan Glaser Time 1'34.149 Avg. 161,591 Km/h

Clerk of the Course : Fabrizio Fondacci

03/11/2024 Start 12:26 End 12:52





Misano Circuit Sic 58 4.226 m

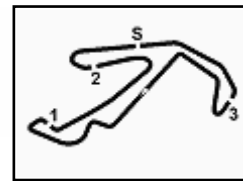
Misano Racing Weekend, 2-3 Novembre 2024

Boss GP - Lap Chart Race 2

		Lap																
	1	2	3	4	5	6	7	8	9	10	11	12	13	14	15	16	17	
1	10	10	10	10	10	10	10	10	10	10	10	10	10	10	10	10	10	10
2	12	12	12	12	12	12	12	12	12	12	12	12	12	12	12	12	12	12
3	74	74	74	74	74	74	74	74	74	74	74	74	74	74	74	74	74	11
4	27	27	27	27	27	27	27	27	27	27	27	27	27	27	27	27	27	27
5	11	11	11	11	11	11	11	11	11	11	11	11	11	11	11	11	11	74
6	77	77	77	77	77	77	77	77	77	77	77	77	77	77	77	77	77	
7	16	16	16	16	16	16	16	16	16	16	16	16	16	16	16	16	16	
8	61	61	61	61	61	61	61	61	61	61	61	61	61	61	61	61	61	
9	777	777	777	777	136	136	115	115	115	115	115	115	115	115	115			
10	96	136	136	136	115	115	136	136	136	136	136	136	136					
11	136	96	115	115														
12	115	115																
13	55	55																

Final Result			
1	10	PIZZONIA A.	Laps 17
2	12	SLEGELMILHS H.	0.847
3	11	O'CONNELL P.	1'28.915
4	27	GHIOTTO M.	1'37.157
5	74	CUCCARESE M.	2'04.117
6	77	NETUSIL V.	1 Lap
7	16	MATILE N.	2 Laps
8	61	PEYRE J.	2 Laps
9	115	HASLER A.	3 Laps
10	136	COLACINO W.	4 Laps
11	777	GLASER S.	13 Laps
12	96	JACKERMEIER S.	15 Laps
13	55	ZECH E.	15 Laps
NS	32	COLOMBO S.	





Misano Racing Weekend, 2-3 Novembre 2024

Boss GP - Sectors and Speed Race 2

Misano Circuit Sic 58 4.226 m

RESULTS

1	10 PIZZONIA Antonio	Dallara World Series V8 T12	Laps 17
2	12 SLEGELMILHS Haralds	Dallara World Series V8 T12	0.847
3	11 O'CONNELL Paul	Dallara World Series V8 T12	1'28.915
4	27 GHOTTO Marco	Dallara GP2/11	1'37.157
5	74 CUCCARESE Massimiliano	Dallara GP2/11	2'04.117
6	77 NETUSIL Vladimir	Dallara GP2/11	1 Lap
7	16 MATILE Nicolas	Lola Auto GP	2 Laps
8	61 PEYRE Jean-Christophe	Lola Auto GP	2 Laps
9	115 HASLER Andreas	Dallara World Series T08	3 Laps
10	136 COLACINO Walter	Lola F3000 T96 50	4 Laps
11	777 GLASER Stephan	Dallara World Series V6 T08	13 Laps
12	96 JACKERMEIER Simon	Dallara GP2/11	15 Laps
13	55 ZECH Erich	Dallara GP2/11	15 Laps
NS	32 COLOMBO Simone	Dallara GP2/11	

SPEED

1	12 SLEGELMILHS Haralds	Dallara World Series V8 T12	272,0
2	10 PIZZONIA Antonio	Dallara World Series V8 T12	269,3
3	77 NETUSIL Vladimir	Dallara GP2/11	259,6
4	74 CUCCARESE Massimiliano	Dallara GP2/11	257,8
5	27 GHOTTO Marco	Dallara GP2/11	255,3
6	11 O'CONNELL Paul	Dallara World Series V8 T12	248,8
7	61 PEYRE Jean-Christophe	Lola Auto GP	246,6
8	96 JACKERMEIER Simon	Dallara GP2/11	243,2
9	16 MATILE Nicolas	Lola Auto GP	242,2
10	777 GLASER Stephan	Dallara World Series V6 T08	235,8
11	55 ZECH Erich	Dallara GP2/11	234,3
12	115 HASLER Andreas	Dallara World Series T08	231,3
13	136 COLACINO Walter	Lola F3000 T96 50	211,4

SEG. 1

1	12 SLEGELMILHS Haralds	21.265
2	10 PIZZONIA Antonio	21.351
3	77 NETUSIL Vladimir	22.439
4	11 O'CONNELL Paul	22.548
5	74 CUCCARESE Massimiliano	22.596
6	27 GHOTTO Marco	22.771
7	61 PEYRE Jean-Christophe	24.230
8	16 MATILE Nicolas	24.287
9	777 GLASER Stephan	24.489
10	96 JACKERMEIER Simon	26.707
11	115 HASLER Andreas	27.081
12	136 COLACINO Walter	27.094
13	55 ZECH Erich	32.790

SEG. 2

1	12 SLEGELMILHS Haralds	18.691
2	10 PIZZONIA Antonio	18.737
3	27 GHOTTO Marco	19.638
4	11 O'CONNELL Paul	19.699
5	74 CUCCARESE Massimiliano	19.935
6	77 NETUSIL Vladimir	19.982
7	61 PEYRE Jean-Christophe	20.926
8	16 MATILE Nicolas	20.963
9	777 GLASER Stephan	21.980
10	115 HASLER Andreas	23.572
11	96 JACKERMEIER Simon	23.737
12	136 COLACINO Walter	24.509
13	55 ZECH Erich	28.566

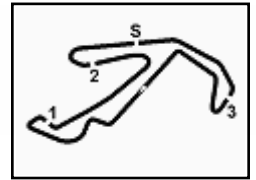
SEG. 3

1	12 SLEGELMILHS Haralds	22.111
2	10 PIZZONIA Antonio	22.163
3	77 NETUSIL Vladimir	23.165
4	11 O'CONNELL Paul	23.181
5	74 CUCCARESE Massimiliano	23.239
6	27 GHOTTO Marco	23.294
7	61 PEYRE Jean-Christophe	24.925
8	16 MATILE Nicolas	24.965
9	777 GLASER Stephan	25.835
10	96 JACKERMEIER Simon	28.125
11	115 HASLER Andreas	28.343
12	136 COLACINO Walter	28.596
13	55 ZECH Erich	35.132

SEG. 4

1	12 SLEGELMILHS Haralds	17.903
2	10 PIZZONIA Antonio	17.928
3	11 O'CONNELL Paul	18.766
4	27 GHOTTO Marco	18.788
5	77 NETUSIL Vladimir	18.846
6	74 CUCCARESE Massimiliano	18.942
7	61 PEYRE Jean-Christophe	20.430
8	16 MATILE Nicolas	20.482
9	777 GLASER Stephan	21.347
10	96 JACKERMEIER Simon	22.536
11	136 COLACINO Walter	22.780
12	115 HASLER Andreas	23.152
13	55 ZECH Erich	28.037





Misano Racing Weekend, 2-3 Novembre 2024

Boss GP - Analysis Race 2

Misano Circuit Sic 58 4.226 m

Start at 12:26'28.003

2 / 2

3	22.722	20.147	24.190	19.180	1'26.239	257,8	12:30'50.723	5	31.348	24.509	28.640	23.102	1'47.599	211,4	12:35'32.498
4	22.690	20.066	23.649	19.409	1'25.814	255,3	12:32'16.537	6	27.403	24.766	30.436	23.221	1'45.826	188,8	12:37'18.324
5	22.789	20.675	23.850	20.259	1'27.573	256,5	12:33'44.110	7	30.911	25.496	28.596	23.460	1'48.463	211,4	12:39'06.787
6	22.598	20.074	23.369	19.100	1'25.141	254,1	12:35'09.251	8	27.094	24.648	29.460	23.154	1'44.356	201,1	12:40'51.143
7	22.824	20.053	23.343	19.354	1'25.574	255,9	12:36'34.825	9	30.707	25.424	29.616	23.094	1'48.841	207,3	12:42'39.984
8	22.596	20.285	23.413	19.193	1'25.487	254,1	12:38'00.312	10	31.971	24.976	29.351	22.780	1'49.078	205,3	12:44'29.062
9	22.607	19.935	23.465	19.029	1'25.036	251,7	12:39'25.348	11	27.875	24.550	31.529	23.685	1'47.639	200,4	12:46'16.701
10	22.628	20.220	23.601	19.447	1'25.896	252,3	12:40'51.244	12	28.853	25.499	31.182	28.539	1'54.073	189,8	12:48'10.774
11	23.171	20.171	23.611	19.172	1'26.125	251,7	12:42'17.369	13	32.518	28.705	37.009	27.575	2'05.807	145,6	12:50'16.581
12	22.831	20.447	23.558	19.401	1'26.237	250,6	12:43'43.606								Race Time 23'48.578
13	22.672	20.260	23.479	19.234	1'25.645	251,2	12:45'09.251								
14	23.118	20.101	23.467	19.853	1'26.539	251,7	12:46'35.790								
15	22.783	20.029	23.716	19.199	1'25.727	251,7	12:48'01.517								
16	22.644	20.404	23.740	19.381	1'26.169	248,8	12:49'27.686								
17	28.318	23.150	26.039	50.901	2'08.408P	242,2	12:51'36.094								

Race Time 25'08.091

777 S. GLASER (1'34.149)

Lap	Seg.1	Seg.2	Seg.3	Seg.4	Lap Time	km/h	Local Time
1		23.130	28.039	22.124	1'46.274	234,3	12:28'14.277
2	25.227	21.980	25.842	21.347	1'34.396	235,8	12:29'48.673
3	24.489	22.325	25.835	21.500	1'34.149	233,8	12:31'22.822
4	26.168	25.404	32.629	39.819	2'04.020P	164,9	12:33'26.842

Race Time 6'58.839

77 V. NETUSIL (1'24.432)

Lap	Seg.1	Seg.2	Seg.3	Seg.4	Lap Time	km/h	Local Time
1		21.371	24.204	19.552	1'35.003	255,9	12:28'03.006
2	23.227	20.345	23.439	19.097	1'26.108	257,8	12:29'29.114
3	22.961	20.199	23.703	19.043	1'25.906	259,0	12:30'55.020
4	22.902	20.282	23.996	19.028	1'26.208	259,0	12:32'21.228
5	23.445	20.224	24.681	21.686	1'30.036	259,6	12:33'51.264
6	22.695	20.218	23.230	18.862	1'25.005	257,1	12:35'16.269
7	22.439	19.982	23.165	18.846	1'24.432	256,5	12:36'40.701
8	32.206	22.737	26.116	20.411	1'41.470	250,6	12:38'22.171
9	24.449	21.128	24.894	19.696	1'30.167	251,7	12:39'52.338
10	23.667	20.325	24.363	19.620	1'27.975	252,3	12:41'20.313
11	23.331	20.522	23.982	21.385	1'29.220	255,3	12:42'49.533
12	23.452	20.372	23.897	19.577	1'27.298	255,9	12:44'16.831
13	24.428	20.224	24.222	19.278	1'28.152	253,5	12:45'44.983
14	23.140	20.332	24.402	19.357	1'27.231	254,7	12:47'12.214
15	23.328	20.458	24.625	19.482	1'27.893	251,7	12:48'40.107
16	23.378	20.289	25.480	20.812	1'29.959	249,4	12:50'10.066

Race Time 23'42.063

96 S. JACKERMEIER

Lap	Seg.1	Seg.2	Seg.3	Seg.4	Lap Time	km/h	Local Time
1		23.737	28.125	22.536	1'51.816	243,2	12:28'19.819
2	26.707	25.160	31.425	37.015	2'00.307P	204,5	12:30'20.126

Race Time 3'52.123

115 A. HASLER (1'42.980)

Lap	Seg.1	Seg.2	Seg.3	Seg.4	Lap Time	km/h	Local Time
1		25.545	30.639	24.261	2'06.439	220,4	12:28'34.442
2	28.993	24.430	29.662	24.239	1'47.324	224,5	12:30'21.766
3	28.425	24.254	29.808	23.712	1'46.199	225,0	12:32'07.965
4	28.179	24.069	29.005	23.381	1'44.634	229,3	12:33'52.599
5	27.621	23.785	29.150	23.349	1'43.905	230,3	12:35'36.504
6	27.976	23.715	28.916	23.386	1'43.993	229,8	12:37'20.497
7	29.202	23.823	28.732	23.307	1'45.064	231,3	12:39'05.561
8	27.765	23.572	28.343	23.416	1'43.096	228,3	12:40'48.657
9	27.563	24.531	28.694	23.152	1'43.940	229,8	12:42'32.597
10	27.081	23.932	29.060	23.293	1'43.366	229,3	12:44'15.963
11	27.504	23.784	28.627	23.368	1'43.283	230,3	12:45'59.246
12	27.325	23.742	28.432	23.481	1'42.980	230,3	12:47'42.226
13	27.632	23.974	28.587	24.062	1'44.255	229,3	12:49'26.481
14	27.977	24.108	29.209	24.619	1'45.913	227,4	12:51'12.394

Race Time 24'44.391

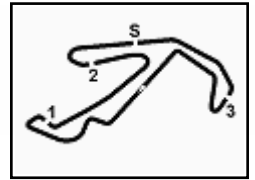
136 W. COLACINO (1'44.356)

Lap	Seg.1	Seg.2	Seg.3	Seg.4	Lap Time	km/h	Local Time
1		25.675	29.622	24.069	1'56.181	208,5	12:28'24.184
2	27.959	24.858	29.932	26.604	1'49.353	209,3	12:30'13.537
3	28.132	24.932	29.396	23.721	1'46.181	210,5	12:31'59.718
4	27.342	24.801	28.950	24.088	1'45.181	210,5	12:33'44.899

03/11/2024

P = Pits In/Out - C = Lap Time Cancelled





Misano Circuit Sic 58 4.226 m

Misano Racing Weekend, 2-3 Novembre 2024
Boss GP - Starting Grid Race 2 (Duration: 22')

7	96	JACKERMEIER S. Team Top Speed	Dallara	55	ZECH E. Team Top Speed	Dallara	2'02.594
6	136	COLACINO W. Walter Colacino Racing	Lola	115	HASLER A. Hasler Motorsport	Dallara	
5	61	PEYRE J. ZIGZAG	Lola	777	GLASER S. Jo Zeller Racing	Dallara	1'36.640
4	77	NETUSIL V. MM International Motorsport	Dallara	16	MATILE N. ZIGZAG	Lola	1'31.074
3	27	GHIOTTO M. Scuderia Palladio	Dallara	11	O'CONNELL P. HS Engineering	Dallara	1'26.215
2	74	CUCCARESE M. MM International Motorsport	Dallara	32	COLOMBO S. MM International Motorsport	Dallara	1'25.285
1	10	PIZZONIA A. HS Engineering	Dallara	12	SLEGELMILHS H. HS Engineering	Dallara	1'19.974

