

Misano Circuit Sic 58 4.226 m

Misano Racing Weekend, 2-3 Novembre 2024

Boss GP - Results Race 1

Laps 15 = 63,390 km - Avg 169,910 km/h - Race Time 22'23.091

No.	Driver	Nat	Entrant	Team	Car	Class	Laps	Gap	Rel.	Fastest Lap
1	12 SLEGELMILHS Haralds	LVA	HS Engineering	HS Engineering	Dallara World Series V8 T12	OPEN	15		10	1'21.140
2	10 PIZZONIA Antonio	BRA	HS Engineering	HS Engineering	Dallara World Series V8 T12	OPEN	15	1.313	1.313	2 1'20.837
3	77 NETUSIL Vladimir	CZE	MM Motorsport	MM International Motorsport	Dallara GP2/11	FORM	15	46.137	44.824	12 1'25.251
4	11 O'CONNELL Paul	IRL	HS Engineering	HS Engineering	Dallara World Series V8 T12	FORM	15	46.196	0.059	8 1'25.862
5	74 CUCCARESE Massimiliano	ITA	MM Motorsport	MM International Motorsport	Dallara GP2/11	FORM	14	1 Lap	1 Lap	14 1'24.390
6P	22 NODA Juju	JPN	MM Motorsport	MM International Motorsport	Dallara GP2/11	FORM	14	1 Lap	25.336	14 1'24.105
7	27 GHOTTO Marco	ITA	Scuderia Palladio	Scuderia Palladio	Dallara GP2/11	FORM	14	1 Lap	31.139	3 1'25.619
8	61 PEYRE Jean-Christophe	FRA	Peyre Jean-Christophe	ZIGZAG	Lola Auto GP	FORM	13	2 Laps	1 Lap	13 1'32.662
9	777 GLASER Stephan	CHE	Jo Zeller Racing	Jo Zeller Racing	Dallara World Series V6 T08	SL	13	2 Laps	6.275	12 1'33.410
10	136 COLACINO Walter	ITA	Colacino Walter	Walter Colacino Racing	Lola F3000 T96 50	SL	12	3 Laps	1 Lap	3 1'44.682
11	16 MATILE Nicolas	MCO	Matile Nicolas	ZIGZAG	Lola Auto GP	FORM	7	8 Laps	5 Laps	3 1'33.440
12	115 HASLER Andreas	AUT	Hasler Andreas	Hasler Motorsport	Dallara World Series T08	SL	6	9 Laps	1 Lap	3 1'43.534
13	55 ZECH Erich	DEU	Zech Erich	Team Top Speed	Dallara GP2/11	FORM	5	10 Laps	1 Lap	4 2'12.521
14	32 COLOMBO Simone	ITA	MM Motorsport	MM International Motorsport	Dallara GP2/11	FORM	3	12 Laps	2 Laps	3 1'25.429
15	96 JACKERMEIER Simon	DEU	Jackermeier Simon	Team Top Speed	Dallara GP2/11	FORM	3	12 Laps	1'24.072	2 1'45.663

Starting: 15 Classified: 15 Not Classified: 0 Retired: 0 Not Started: 0
 Fastest Lap N. 2 No. 10 Antonio Pizzonia Time 1'20.837 Avg. 188,201 Km/h

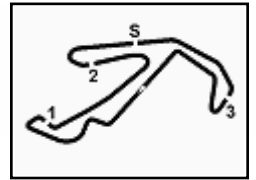
Penalty and Infringment

15.11 **27 M. GHOTTO** #27 DRIVE THROUGH PENALTY FOR CAUSING A COLLISION AT T2
 15.22 **RED FLAG**
 15.31 **22 J. NODA** #22 Time Penalty 25 sec - Drive Through Last Laps

Stewards : Maria Graziella Arberi Giuseppe Caridi Andrea Lanzarini

02/11/2024 Start 14:59 End 15:25





Misano Racing Weekend, 2-3 Novembre 2024

Boss GP - Results by Class Race 1

Misano Circuit Sic 58 4.226 m

FORMULA

Laps 15 = 63,390 km - Avg 164,267 km/h - Race Time 23'09.228

No.	Driver	Nat	Entrant	Team	Car	Laps	Gap	Rel.	Fastest Lap
1	77 NETUSIL Vladimir	CZE	MM Motorsport	MM International Motorsport	Dallara GP2/11	15		12	1'25.251
2	11 O'CONNELL Paul	IRL	HS Engineering	HS Engineering	Dallara World Series V8 T12	15	0.059	0.059	8 1'25.862
3	74 CUCCARESE Massimiliano	ITA	MM Motorsport	MM International Motorsport	Dallara GP2/11	14	1 Lap	1 Lap	14 1'24.390
4P	22 NODA Juju	JPN	MM Motorsport	MM International Motorsport	Dallara GP2/11	14	1 Lap	25.336	14 1'24.105
5	27 GHIOTTO Marco	ITA	Scuderia Palladio	Scuderia Palladio	Dallara GP2/11	14	1 Lap	31.139	3 1'25.619
6	61 PEYRE Jean-Christophe	FRA	Peyre Jean-Christophe	ZIGZAG	Lola Auto GP	13	2 Laps	1 Lap	13 1'32.662
7	16 MATILE Nicolas	MCO	Matile Nicolas	ZIGZAG	Lola Auto GP	7	8 Laps	6 Laps	3 1'33.440
8	55 ZECH Erich	DEU	Zech Erich	Team Top Speed	Dallara GP2/11	5	10 Laps	2 Laps	4 2'12.521
9	32 COLOMBO Simone	ITA	MM Motorsport	MM International Motorsport	Dallara GP2/11	3	12 Laps	2 Laps	3 1'25.429
10	96 JACKERMEIER Simon	DEU	Jackermeier Simon	Team Top Speed	Dallara GP2/11	3	12 Laps	1'24.072	2 1'45.663

Starting: 10 Classified: 10 Not Classified: 0 Retired: 0 Not Started: 0
 Fastest Lap N. 14 No. 22 Juju Noda Time 1'24.105 Avg. 180,888 Km/h

OPEN

Laps 15 = 63,390 km - Avg 169,910 km/h - Race Time 22'23.091

No.	Driver	Nat	Entrant	Team	Car	Laps	Gap	Rel.	Fastest Lap
1	12 SLEGELMILHS Haralds	LVA	HS Engineering	HS Engineering	Dallara World Series V8 T12	15		10	1'21.140
2	10 PIZZONIA Antonio	BRA	HS Engineering	HS Engineering	Dallara World Series V8 T12	15	1.313	1.313	2 1'20.837

Starting: 2 Classified: 2 Not Classified: 0 Retired: 0 Not Started: 0
 Fastest Lap N. 2 No. 10 Antonio Pizzonia Time 1'20.837 Avg. 188,201 Km/h

SUPER LIGHTS

Laps 13 = 54,938 km - Avg 147,982 km/h - Race Time 22'16.493

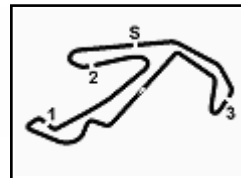
No.	Driver	Nat	Entrant	Team	Car	Laps	Gap	Rel.	Fastest Lap
1	777 GLASER Stephan	CHE	Jo Zeller Racing	Jo Zeller Racing	Dallara World Series V6 T08	13		12	1'33.410
2	136 COLACINO Walter	ITA	Colacino Walter	Walter Colacino Racing	Lola F3000 T96 50	12	1 Lap	1 Lap	3 1'44.682
3	115 HASLER Andreas	AUT	Hasler Andreas	Hasler Motorsport	Dallara World Series T08	6	7 Laps	6 Laps	3 1'43.534

Starting: 3 Classified: 3 Not Classified: 0 Retired: 0 Not Started: 0
 Fastest Lap N. 12 No. 777 Stephan Glaser Time 1'33.410 Avg. 162,869 Km/h

Stewards : Maria Graziella Arberi Giuseppe Caridi Andrea Lanzarini

02/11/2024 Start 14:59 End 15:25





Misano Racing Weekend, 2-3 Novembre 2024

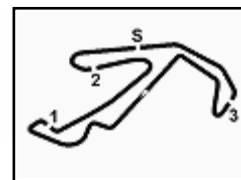
Boss GP - Lap Chart Race 1

Misano Circuit Sic 58 4.226 m

		Lap														
	1	2	3	4	5	6	7	8	9	10	11	12	13	14	15	
1	12	12	12	12	12	12	12	12	12	12	12	12	12	12	12	
2	10	10	10	10	10	10	10	10	10	10	10	10	10	10	10	
3	27	27	27	22	22	22	74	74	74	74	74	74	74	74	77	
4	32	32	32	74	74	74	22	22	22	22	22	22	22	22	11	
5	22	22	22	77	77	77	11	11	11	11	11	11	11	11		
6	74	74	74	11	11	11	77	77	77	77	77	77	77	77		
7	77	77	77	27	27	27	27	27	27	27	27	27	27	27		
8	11	11	11	16	16	16	61	61	61	61	61	61	61	61		
9	61	61	16	61	61	61	777	777	777	777	777	777	777	777		
10	16	16	61	777	777	777	136	136	136	136	136	136	136			
11	777	777	777	115	115	136	16									
12	115	115	115	136	136	115										
13	136	136	136	55	55											
14	96	96	96													
15	55	55	55													

Final Result		
1	12 SLEGELMILHS H.	Laps 15
2	10 PIZZONIA A.	1.313
3	77 NETUSIL V.	46.137
4	11 O'CONNELL P.	46.196
5	74 CUCCARESE M.	1 Lap
6	22 NODA J. (P)	1 Lap
7	27 GHIOTTO M.	1 Lap
8	61 PEYRE J.	2 Laps
9	777 GLASER S.	2 Laps
10	136 COLACINO W.	3 Laps
11	16 MATILE N.	8 Laps
12	115 HASLER A.	9 Laps
13	55 ZECH E.	10 Laps
14	32 COLOMBO S.	12 Laps
15	96 JACKERMEIER S.	12 Laps





Misano Racing Weekend, 2-3 Novembre 2024

Boss GP - Sectors and Speed Race 1

Misano Circuit Sic 58 4.226 m

RESULTS

1	12 SLEGELMILHS Haralds	Dallara World Series V8 T12	Laps 15
2	10 PIZZONIA Antonio	Dallara World Series V8 T12	1.313
3	77 NETUSIL Vladimir	Dallara GP2/11	46.137
4	11 O'CONNELL Paul	Dallara World Series V8 T12	46.196
5	74 CUCCARESE Massimiliano	Dallara GP2/11	1 Lap
6	22 NODA Juju	Dallara GP2/11	1 Lap
7	27 GHIOTTO Marco	Dallara GP2/11	1 Lap
8	61 PEYRE Jean-Christophe	Lola Auto GP	2 Laps
9	777 GLASER Stephan	Dallara World Series V6 T08	2 Laps
10	136 COLACINO Walter	Lola F3000 T96 50	3 Laps
11	16 MATILE Nicolas	Lola Auto GP	8 Laps
12	115 HASLER Andreas	Dallara World Series T08	9 Laps
13	55 ZECH Erich	Dallara GP2/11	10 Laps
14	32 COLOMBO Simone	Dallara GP2/11	12 Laps
15	96 JACKERMEIER Simon	Dallara GP2/11	12 Laps

SPEED

1	10 PIZZONIA Antonio	Dallara World Series V8 T12	269,3
2	12 SLEGELMILHS Haralds	Dallara World Series V8 T12	268,7
3	22 NODA Juju	Dallara GP2/11	259,0
4	77 NETUSIL Vladimir	Dallara GP2/11	258,4
5	32 COLOMBO Simone	Dallara GP2/11	256,5
6	74 CUCCARESE Massimiliano	Dallara GP2/11	255,9
7	27 GHIOTTO Marco	Dallara GP2/11	255,9
8	11 O'CONNELL Paul	Dallara World Series V8 T12	244,3
9	96 JACKERMEIER Simon	Dallara GP2/11	243,2
10	61 PEYRE Jean-Christophe	Lola Auto GP	242,7
11	16 MATILE Nicolas	Lola Auto GP	237,9
12	777 GLASER Stephan	Dallara World Series V6 T08	234,3
13	115 HASLER Andreas	Dallara World Series T08	226,9
14	55 ZECH Erich	Dallara GP2/11	221,8
15	136 COLACINO Walter	Lola F3000 T96 50	209,3

SEG. 1

1	10 PIZZONIA Antonio	21.485
2	12 SLEGELMILHS Haralds	21.526
3	74 CUCCARESE Massimiliano	22.218
4	22 NODA Juju	22.219
5	11 O'CONNELL Paul	22.625
6	77 NETUSIL Vladimir	22.772
7	32 COLOMBO Simone	22.939
8	27 GHIOTTO Marco	23.042
9	777 GLASER Stephan	24.819
10	16 MATILE Nicolas	24.902
11	61 PEYRE Jean-Christophe	24.904
12	136 COLACINO Walter	27.518
13	115 HASLER Andreas	27.774
14	96 JACKERMEIER Simon	27.878
15	55 ZECH Erich	33.178

SEG. 2

1	10 PIZZONIA Antonio	18.815
2	12 SLEGELMILHS Haralds	18.937
3	22 NODA Juju	19.761
4	77 NETUSIL Vladimir	19.796
5	74 CUCCARESE Massimiliano	19.842
6	27 GHIOTTO Marco	19.892
7	32 COLOMBO Simone	20.009
8	11 O'CONNELL Paul	20.037
9	61 PEYRE Jean-Christophe	21.324
10	16 MATILE Nicolas	21.480
11	777 GLASER Stephan	21.918
12	96 JACKERMEIER Simon	23.550
13	115 HASLER Andreas	23.762
14	136 COLACINO Walter	24.405
15	55 ZECH Erich	28.425

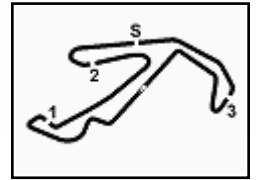
SEG. 3

1	12 SLEGELMILHS Haralds	22.202
2	10 PIZZONIA Antonio	22.325
3	32 COLOMBO Simone	23.221
4	22 NODA Juju	23.222
5	77 NETUSIL Vladimir	23.267
6	74 CUCCARESE Massimiliano	23.284
7	27 GHIOTTO Marco	23.529
8	11 O'CONNELL Paul	23.723
9	61 PEYRE Jean-Christophe	25.510
10	16 MATILE Nicolas	25.718
11	777 GLASER Stephan	25.729
12	115 HASLER Andreas	28.247
13	136 COLACINO Walter	28.252
14	96 JACKERMEIER Simon	28.915
15	55 ZECH Erich	35.619

SEG. 4

1	10 PIZZONIA Antonio	17.966
2	12 SLEGELMILHS Haralds	18.082
3	22 NODA Juju	18.734
4	74 CUCCARESE Massimiliano	18.735
5	77 NETUSIL Vladimir	18.800
6	11 O'CONNELL Paul	18.884
7	32 COLOMBO Simone	19.085
8	27 GHIOTTO Marco	19.156
9	777 GLASER Stephan	20.817
10	61 PEYRE Jean-Christophe	20.924
11	16 MATILE Nicolas	21.167
12	96 JACKERMEIER Simon	22.466
13	136 COLACINO Walter	23.416
14	115 HASLER Andreas	23.751
15	55 ZECH Erich	27.358





Misano Racing Weekend, 2-3 Novembre 2024

Boss GP - Analysis Race 1

Misano Circuit Sic 58 4.226 m

Start at 14:58'59.511

1 / 2

10 A. PIZZONIA (1'20.837)							
Lap	Seg.1	Seg.2	Seg.3	Seg.4	Lap Time	km/h	Local Time
1		20.161	22.964	18.440	1'29.256	265,4	15:00'28.767
2	21.648	18.898	22.325	17.966	1'20.837	267,3	15:01'49.604
3	21.538	18.884	22.692	18.031	1'21.145	267,3	15:03'10.749
4	21.485	18.815	22.471	23.879	1'26.650	266,7	15:04'37.399
5	32.826	29.720	41.133	32.117	2'15.796	132,8	15:06'53.195
6	34.840	32.926	38.448	24.755	2'10.969	222,7	15:09'04.164
7	22.837	19.317	22.753	18.279	1'23.186	268,7	15:10'27.350
8	21.766	19.008	23.166	18.439	1'22.379	269,3	15:11'49.729
9	22.101	19.755	22.445	18.239	1'22.540	267,3	15:13'12.269
10	21.835	19.007	22.492	18.310	1'21.644	268,7	15:14'33.913
11	21.811	19.130	22.600	18.436	1'21.977	266,7	15:15'55.890
12	21.848	19.018	22.968	18.260	1'22.094	266,0	15:17'17.984
13	21.990	18.956	22.357	18.218	1'21.521	267,3	15:18'39.505
14	22.015	19.009	22.376	18.735	1'22.135	267,3	15:20'01.640
15	21.822	19.436	22.416	18.601	1'22.275	269,3	15:21'23.915
Race Time 22'24.404							

Race Time 13'16.122

22 J. NODA (1'24.105)							
Lap	Seg.1	Seg.2	Seg.3	Seg.4	Lap Time	km/h	Local Time
1		21.978	24.072	19.948	1'32.986	255,9	15:00'32.497
2	23.789	20.348	23.903	19.061	1'27.101	255,3	15:01'59.598
3	22.760	20.236	23.443	19.097	1'25.536	257,8	15:03'25.134
4	23.441	19.861	25.466	24.695	1'33.463	250,6	15:04'58.597
5	29.976	23.241	30.979	31.523	1'55.719	237,9	15:06'54.316
6	34.341	34.039	39.589	24.915	2'12.884	204,2	15:09'07.200
7	23.866	20.199	23.508	18.734	1'26.307	259,0	15:10'33.507
8	22.473	19.937	23.222	19.270	1'24.902	257,8	15:11'58.409
9	22.644	20.310	23.924	19.112	1'25.990	251,7	15:13'24.399
10	23.122	20.490	24.349	19.618	1'27.579	257,1	15:14'51.978
11	22.437	19.930	23.285	18.967	1'24.619	253,5	15:16'16.597
12	22.455	19.913	23.442	18.782	1'24.592	257,1	15:17'41.189
13	23.098	19.761	24.045	19.111	1'26.015	255,3	15:19'07.204
14	22.219	19.780	23.256	18.850	1'24.105	256,5	15:20'31.309
15	22.666						

Race Time 21'31.798 + 25.000Pen

11 P. O'CONNELL (1'25.862)							
Lap	Seg.1	Seg.2	Seg.3	Seg.4	Lap Time	km/h	Local Time
1		21.639	25.319	20.170	1'39.447	244,3	15:00'38.958
2	23.636	20.320	24.007	19.165	1'27.128	242,2	15:02'06.086
3	23.266	20.338	24.133	19.595	1'27.332	243,2	15:03'33.418
4	23.670	20.480	25.174	20.647	1'29.971	241,1	15:05'03.389
5	31.151	22.547	30.215	30.390	1'54.303	232,3	15:06'57.692
6	33.488	34.648	38.748	24.657	2'11.541	164,6	15:09'09.233
7	24.782	20.311	23.797	18.884	1'27.774	242,2	15:10'37.007
8	22.776	20.127	23.750	19.209	1'25.862	242,7	15:12'02.869
9	23.039	20.229	23.723	19.101	1'26.092	242,2	15:13'28.961
10	22.977	20.060	24.415	19.298	1'26.750	241,6	15:14'55.711
11	23.638	20.321	23.760	19.011	1'26.730	242,7	15:16'22.441
12	22.625	20.272	23.751	19.496	1'26.144	242,2	15:17'48.585
13	22.887	20.126	23.770	19.141	1'25.924	242,7	15:19'14.509
14	23.089	20.037	23.935	19.262	1'26.323	243,8	15:20'40.832
15	23.313	20.368	23.961	20.324	1'27.966	243,2	15:22'08.798
Race Time 23'09.287							

Race Time 21'31.798 + 25.000Pen

27 M. GHIOTTO (1'25.619)							
Lap	Seg.1	Seg.2	Seg.3	Seg.4	Lap Time	km/h	Local Time
1		21.038	24.464	19.951	1'32.093	254,1	15:00'31.604
2	23.729	20.190	23.712	19.224	1'26.855	252,9	15:01'58.459
3	23.042	19.892	23.529	19.156	1'25.619	252,3	15:03'24.078
4	37.238	21.804	25.883	21.230	1'46.155	251,7	15:05'10.233
5	26.911	22.139	28.938	30.144	1'48.132	248,3	15:06'58.365
6	33.814	34.374	38.959	24.219	2'11.366	169,3	15:09'09.731
7	24.793	20.540	24.307	19.262	1'28.902	255,9	15:10'38.633
8	23.238	20.310	23.607	19.949	1'27.104	254,1	15:12'05.737
9	23.682	20.620	23.721	34.075	1'42.098P	253,5	15:13'47.835
10	42.434	21.279	24.002	19.892	1'47.607P	252,9	15:15'35.442
11	23.885	20.550	23.609	19.510	1'27.554	252,9	15:17'02.996
12	23.361	20.386	23.628	19.398	1'26.773	254,1	15:18'29.769
13	23.669	20.636	23.735	19.596	1'27.636	253,5	15:19'57.405
14	23.724	22.597	23.729	19.993	1'30.043	255,3	15:21'27.448
Race Time 22'27.937							

12 H. SLEGLMILHS (1'21.140)							
Lap	Seg.1	Seg.2	Seg.3	Seg.4	Lap Time	km/h	Local Time
1		19.364	22.669	18.082	1'25.183	262,1	15:00'24.694
2	21.622	19.151	22.395	18.665	1'21.833	266,0	15:01'46.527
3	21.568	19.015	22.380	18.322	1'21.285	266,7	15:03'07.812
4	21.526	18.937	22.333	21.115	1'23.911	266,7	15:04'31.723
5	35.568	31.779	41.195	31.942	2'20.484	151,5	15:06'52.207
6	34.581	33.352	38.411	25.536	2'11.880	230,3	15:09'04.087
7	22.427	19.491	22.471	18.214	1'22.603	264,7	15:10'26.690
8	21.577	19.440	22.619	18.135	1'21.771	266,0	15:11'48.461
9	22.087	19.892	22.312	18.408	1'22.699	266,7	15:13'11.160
10	21.813	18.987	22.202	18.138	1'21.140	267,3	15:14'32.300
11	21.777	18.991	22.265	18.538	1'21.571	267,3	15:15'53.871
12	21.719	19.288	22.454	18.291	1'21.752	267,3	15:17'15.623
13	21.781	19.329	22.259	18.330	1'21.699	268,7	15:18'37.322
14	21.883	19.090	22.365	18.663	1'22.001	266,0	15:19'59.323
15	22.505	19.821	22.492	18.461	1'23.279	267,3	15:21'22.602
Race Time 22'23.091							

Race Time 22'27.937

32 S. COLOMBO (1'25.429)							
Lap	Seg.1	Seg.2	Seg.3	Seg.4	Lap Time	km/h	Local Time
1		21.216	23.843	20.213	1'32.600	255,3	15:00'32.111
2	23.751	20.393	23.680	19.085	1'26.909	255,3	15:01'59.020
3	22.939	20.009	23.221	19.260	1'25.429	256,5	15:03'24.449
Race Time 4'24.938							

55 E. ZECH (2'12.521)							
Lap	Seg.1	Seg.2	Seg.3	Seg.4	Lap Time	km/h	Local Time
1		28.425	35.619	27.358	2'18.686	221,8	15:01'18.197
2	33.513	29.224	40.333	32.867	2'15.937	169,3	15:03'34.134
3	35.144	31.158	38.364	28.189	2'12.855	205,7	15:05'46.989
4	34.431	31.633	38.255	28.202	2'12.521	188,2	15:07'59.510
5	33.178	29.278	36.599	51.852	2'30.907P	220,0	15:10'30.417
Race Time 11'30.906							

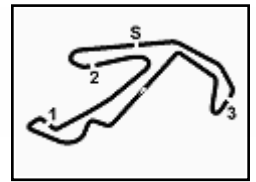
16 N. MATILE (1'33.440)							
Lap	Seg.1	Seg.2	Seg.3	Seg.4	Lap Time	km/h	Local Time
1		23.474	26.514	21.167	1'43.109	237,9	15:00'42.620
2	24.902	21.714	25.845	21.294	1'33.755	236,3	15:02'16.375
3	24.929	21.480	25.718	21.313	1'33.440	235,3	15:03'49.815
4	25.417	25.938	38.103	28.406	1'57.864	215,1	15:05'47.679
5	34.116	31.893	38.194	28.873	2'13.076	203,0	15:08'00.755
6	32.750	29.132	36.422	26.867	2'05.171	220,9	15:10'05.926
7	25.876	23.701	38.473	41.657	2'09.707P	160,2	15:12'15.633

61 J. PEYRE (1'32.662)							
Lap	Seg.1	Seg.2	Seg.3	Seg.4	Lap Time	km/h	Local Time
1		22.550	26.093	22.267	1'41.359	237,9	15:00'40.870
2	25.557	22.050	26.024	21.647	1'35.278	238,9	15:02'16.148
3	26.528	21.928	25.788	21.961	1'36.205	240,0	15:03'52.353
4	26.034	23.547	38.033	29.905	1'57.519	229,3	15:05'49.872
5	32.635	32.201	38.058	28.942	2'11.836	191,8	15:08'01.708
6	32.945	28.941	36.145	26.531	2'04.562	214,7	15:10'06.270
7	26.771	22.842	26.499	21.497	1'37.609	238,9	15:11'43.879
8	25.048	22.441	26.111	21.164	1'34.764	241,6	15:13'18.643
9	25.337	21.702	26.964	21.791	1'35.794	239,5	15:14'54.437
10	26.042	22.131	25.797	21.339	1'35.309	241,6	15:16'29.746

02/11/2024

P = Pits In/Out - C = Lap Time Cancelled





Misano Racing Weekend, 2-3 Novembre 2024

Boss GP - Analysis Race 1

Misano Circuit Sic 58 4.226 m

Start at 14:58'59.511

2 / 2

11	25.015	21.529	25.605	21.465	1'33.614	242,7	15:18'03.360	7	28.019	25.320	28.868	24.702	1'46.909	208,1	15:12'02.231
12	25.090	21.864	25.630	21.123	1'33.707	241,6	15:19'37.067	8	31.174	25.322	29.706	23.999	1'50.201	202,2	15:13'52.432
13	24.904	21.324	25.510	20.924	1'32.662	240,5	15:21'09.729	9	27.518	25.550	29.390	24.853	1'47.311	204,9	15:15'39.743

Race Time 22'10.218

74 M. CUCCARESE (1'24.390)

Lap	Seg.1	Seg.2	Seg.3	Seg.4	Lap Time	km/h	Local Time
1		21.298	24.068	19.884	1'33.361	253,5	15:00'32.872
2	23.908	20.278	24.011	19.456	1'27.653	252,9	15:02'00.525
3	22.845	19.842	23.599	19.823	1'26.109	254,1	15:03'26.634
4	22.599	20.310	25.635	24.286	1'32.830	252,3	15:04'59.464
5	30.073	23.736	30.789	31.093	1'55.691	243,2	15:06'55.155
6	34.437	33.879	39.522	24.230	2'12.068	212,2	15:09'07.223
7	23.322	20.392	23.415	18.735	1'25.864	255,9	15:10'33.087
8	22.446	19.928	23.284	19.370	1'25.028	254,7	15:11'58.115
9	22.711	20.435	23.582	19.157	1'25.885	252,3	15:13'24.000
10	23.291	20.401	24.444	19.444	1'27.580	254,7	15:14'51.580
11	22.218	20.096	23.351	19.044	1'24.709	252,9	15:16'16.289
12	22.231	20.135	23.449	18.905	1'24.720	252,3	15:17'41.009
13	22.734	19.963	23.990	18.887	1'25.574	255,9	15:19'06.583
14	22.403	19.855	23.347	18.785	1'24.390	252,3	15:20'30.973

Race Time 21'31.462

777 S. GLASER (1'33.410)

Lap	Seg.1	Seg.2	Seg.3	Seg.4	Lap Time	km/h	Local Time
1		23.439	27.714	21.713	1'44.523	222,7	15:00'44.034
2	25.164	21.969	27.083	21.629	1'35.845	231,3	15:02'19.879
3	25.269	22.545	26.427	21.173	1'35.414	233,8	15:03'55.293
4	25.926	23.035	36.709	30.393	1'56.063	231,3	15:05'51.356
5	32.459	32.720	37.218	29.604	2'12.001	194,6	15:08'03.357
6	32.434	28.835	36.144	25.892	2'03.305	193,5	15:10'06.662
7	27.470	22.811	27.336	21.648	1'39.265	227,8	15:11'45.927
8	25.691	22.990	26.160	21.240	1'36.081	233,3	15:13'22.008
9	24.966	22.693	26.829	22.901	1'37.389	231,3	15:14'59.397
10	25.054	22.032	26.075	20.817	1'33.978	234,3	15:16'33.375
11	25.474	22.323	25.971	20.935	1'34.703	232,8	15:18'08.078
12	24.819	21.918	25.729	20.944	1'33.410	234,3	15:19'41.488
13	25.049	22.309	26.097	21.061	1'34.516	232,8	15:21'16.004

Race Time 22'16.493

77 V. NETUSIL (1'25.251)

Lap	Seg.1	Seg.2	Seg.3	Seg.4	Lap Time	km/h	Local Time
1		21.644	24.347	19.931	1'34.331	251,7	15:00'33.842
2	23.683	20.768	23.901	19.297	1'27.649	250,6	15:02'01.491
3	23.142	20.373	24.002	19.387	1'26.904	250,6	15:03'28.395
4	24.041	21.051	26.356	22.563	1'34.011	248,8	15:05'02.406
5	30.631	22.420	30.473	30.923	1'54.447	244,9	15:06'56.853
6	33.660	34.658	38.721	25.040	2'12.079	169,5	15:09'08.932
7	24.665	21.103	24.250	19.153	1'29.171	252,3	15:10'38.103
8	23.292	20.340	23.705	19.226	1'26.563	250,6	15:12'04.666
9	23.536	20.017	23.653	19.170	1'26.376	249,4	15:13'31.042
10	23.179	20.037	23.563	19.253	1'26.032	249,4	15:14'57.074
11	23.678	20.606	23.551	18.819	1'26.654	250,0	15:16'23.728
12	22.772	20.412	23.267	18.800	1'25.251	250,6	15:17'48.979
13	22.872	20.126	23.898	19.095	1'25.991	254,1	15:19'14.970
14	23.158	19.796	23.976	19.207	1'26.137	258,4	15:20'41.107
15	23.367	20.359	23.960	19.946	1'27.632	254,7	15:22'08.739

Race Time 23'09.228

96 S. JACKERMEIER (1'45.663)

Lap	Seg.1	Seg.2	Seg.3	Seg.4	Lap Time	km/h	Local Time
1		23.550	28.915	23.157	1'57.813	243,2	15:00'57.324
2	28.951	24.881	29.365	22.466	1'45.663	205,7	15:02'42.987
3	27.878	25.800	32.284	39.572	2'05.534P	192,2	15:04'48.521

Race Time 5'49.010

115 A. HASLER (1'43.534)

Lap	Seg.1	Seg.2	Seg.3	Seg.4	Lap Time	km/h	Local Time
1		24.796	31.087	25.681	1'55.923	224,1	15:00'55.434
2	28.707	24.220	29.269	24.095	1'46.291	225,0	15:02'41.725
3	27.774	23.762	28.247	23.751	1'43.534	225,5	15:04'25.259
4	28.820	24.243	29.717	24.833	1'47.613	226,9	15:06'12.872
5	28.542	24.771	30.613	28.899	1'52.825	225,5	15:08'05.697
6	31.165	28.856	36.545	54.678	2'31.244P	193,2	15:10'36.941

Race Time 11'37.430

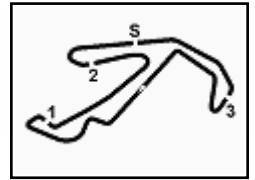
136 W. COLACINO (1'44.682)

Lap	Seg.1	Seg.2	Seg.3	Seg.4	Lap Time	km/h	Local Time
1		26.170	29.447	26.370	1'56.979	206,9	15:00'56.490
2	28.367	25.081	28.252	24.164	1'45.864	209,3	15:02'42.354
3	27.750	24.405	28.631	23.896	1'44.682	208,1	15:04'27.036
4	30.038	26.738	31.724	24.878	1'53.378	198,5	15:06'20.414
5	28.984	26.427	31.347	24.864	1'51.622	192,5	15:08'12.036
6	29.775	26.109	35.021	32.381	2'03.286	197,1	15:10'15.322

02/11/2024

P = Pits In/Out - C = Lap Time Cancelled





Misano Circuit Sic 58 4.226 m

Misano Racing Weekend, 2-3 Novembre 2024
Boss GP - Starting Grid Race 1 (Duration: 22')

8	55	ZECH E. Team Top Speed	Dallara 2'02.594		
7	115	HASLER A. Hasler Motorsport	Dallara	96	JACKERMEIER S. Team Top Speed
6	777	GLASER S. Jo Zeller Racing	Dallara 1'36.640	136	COLACINO W. Walter Colacino Racing
5	16	MATILE N. ZIGZAG	Lola 1'31.074	61	PEYRE J. ZIGZAG
4	11	O'CONNELL P. HS Engineering	Dallara 1'26.215	77	NETUSIL V. MM International Motorsport
3	32	COLOMBO S. MM International Motorsport	Dallara 1'25.285	27	GHIOTTO M. Scuderia Palladio
2	22	NODA J. MM International Motorsport	Dallara 1'22.785	74	CUCCARESE M. MM International Motorsport
1	10	PIZZONIA A. HS Engineering	Dallara 1'19.927	12	SLEGELMILHS H. HS Engineering

