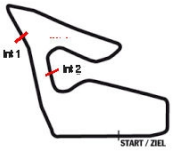

Red Bull Ring Classics

BG Sportpromotion, Red Bull Ring

BOSS GP

Provisional Result Race 2

9 - 11 June 2023
Red Bull Ring - 4318 mtr.

Started : 19 Classified : 19 Not Classified : 0

Pos	Nbr	Cls	PIC	Name Entrant	Car City / Club	Gap	Total time h m sec	Km/h	Fastest	Km/h	In
1	10	Open	1	Antonio Pizzonia HS Engineering	Dallara World Series V8 - T1	-- 19 laps --	26:10.762	188.03	1:16.381	203.52	3
2	32	Formula	1	Simone Colombo MM International	Dallara GP2	36.768	26:47.530	183.72	1:20.564	192.95	16
3	27	Formula	2	Marco Ghiotto Scuderia Palladio	Dallara GP2	44.403	26:55.165	182.86	1:21.032	191.84	16
4	23	Formula	3	Fabian Vettel Team Top Speed	Dallara GP2	45.050	26:55.812	182.78	1:20.759	192.48	4
5	77	Formula	4	Checco Malavasi Scuderia Palladio	Dallara GP2	45.858	26:56.620	182.69	1:21.224	191.38	16
6	11	Open	2	Paul O'Connell HS Engineering	Dallara World Series T02	-- 18 laps --	26:37.966	175.10	1:22.679	188.01	13
7	66	Formula	5	Andreas Fiedler Fiedler Racing	Dallara GP2	23.384	27:01.350	172.57	1:23.301	186.61	15
8	57	Formula	6	Bruno Jarach Esti Motorsport	Dallara GP2	37.363	27:15.329	171.10	1:24.912	183.07	15
9	44	Formula	7	Thomas Jakoubek Team Top Speed	Dallara GP2	37.956	27:15.922	171.03	1:24.798	183.32	15
10	17	Formula	8	Armando Mangini MM International	Dallara GP2	48.679	27:26.645	169.92	1:25.914	180.93	16
11	88	Formula	9	Florian Schnitzenbaumer Top Speed	Dallara GP2	1:06.553	27:44.519	168.10	1:23.951	185.17	3
12	55	Formula	10	Marco Minelli AM Sport System	Dallara World Series V8 - T1	-- 17 laps --	26:23.956	166.83	1:25.099	182.67	17
13	181	per Ligl	1	Stefan Eisinger-Sewald Red Rose Racing	Ralt RT23	40.663	27:04.619	162.66	1:31.581	169.74	10
14	118	per Ligl	2	Henry Clausnitzer WF Racing	Tattus World Series by Rena	41.554	27:05.510	162.57	1:32.240	168.53	17
15	1	F1	1	Ingo Gerstl Team Top Speed	Toro Rosso F1 - STR1	-- 16 laps --	22:24.275	185.01	1:16.978	201.94	10
16	36	per Ligl	3	Walter Colacino Walter Colacino Racing	Lola T96/50 - F3000	-- 15 laps --	27:00.334	143.90	1:42.945	151.00	10
17	22	Formula	11	Alexander Geier Geier Racing	Dallara GP2	-- 14 laps --	20:21.282	178.19	1:20.488	193.13	3
18	7	F1	2	Ulf Ehninger ESBA-Racing	Benetton F1 - B197	-- 10 laps --	14:33.244	178.01	1:22.143	189.24	10
19	69	Formula	12	Thomas Jackermeier Team Top Speed	Dallara GP2	-- 3 laps --	4:42.781	164.91	1:23.361	186.48	3

Fastest time : 1:16.381 in lap 3 by nbr. 10 : Antonio Pizzonia(Antonio Pizzonia) (Dallara)

Publication-time

Results: Timekeeping by :

Racedirector		Timekeeper	
Werner Aichinger		Bernd Jung	

Results remain provisional pending technical examination and decisions from the stewards of the meeting

AUSTRIA MOTORSPORT

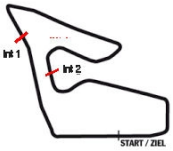

Red Bull Ring Classics

BG Sportpromotion, Red Bull Ring

BOSS GP

Provisional Class-Result Race 2

9 - 11 June 2023
Red Bull Ring - 4318 mtr.

Class F1

Pos	Nbr	Name / Entrant	Car/City/Club	Gap	Total time h m sec	Km/h	Fastest	Km/h	In
1	1	Ingo Gerstl Team Top Speed	Toro Rosso F1 - STR1	-- 16 laps --	22:24.275	185.01	1:16.978	201.94	10
2	7	Ulf Ehninger ESBA-Racing	Benetton F1 - B197	-- 10 laps --	14:33.244	178.01	1:22.143	189.24	10

Class Formula

Pos	Nbr	Name / Entrant	Car/City/Club	Gap	Total time h m sec	Km/h	Fastest	Km/h	In
1	32	Simone Colombo MM International	Dallara GP2	-- 19 laps --	26:47.530	183.72	1:20.564	192.95	16
2	27	Marco Ghiotto Scuderia Palladio	Dallara GP2	7.635	26:55.165	182.86	1:21.032	191.84	16
3	23	Fabian Vettel Team Top Speed	Dallara GP2	8.282	26:55.812	182.78	1:20.759	192.48	4
4	77	Checco Malavasi Scuderia Palladio	Dallara GP2	9.090	26:56.620	182.69	1:21.224	191.38	16
5	66	Andreas Fiedler Fiedler Racing	Dallara GP2	-- 18 laps --	27:01.350	172.57	1:23.301	186.61	15
6	57	Bruno Jarach Esti Motorsport	Dallara GP2	13.979	27:15.329	171.10	1:24.912	183.07	15
7	44	Thomas Jakoubek Team Top Speed	Dallara GP2	14.572	27:15.922	171.03	1:24.798	183.32	15
8	17	Armando Mangini MM International	Dallara GP2	25.295	27:26.645	169.92	1:25.914	180.93	16
9	88	Florian Schnitzenbaumer Top Speed	Dallara GP2	43.169	27:44.519	168.10	1:23.951	185.17	3
10	55	Marco Minelli AM Sport System	Dallara World Series V8 -	-- 17 laps --	26:23.956	166.83	1:25.099	182.67	17
11	22	Alexander Geier Geier Racing	Dallara GP2	-- 14 laps --	20:21.282	178.19	1:20.488	193.13	3
12	69	Thomas Jackermeier Team Top Speed	Dallara GP2	-- 3 laps --	4:42.781	164.91	1:23.361	186.48	3

Class Open

Pos	Nbr	Name / Entrant	Car/City/Club	Gap	Total time h m sec	Km/h	Fastest	Km/h	In
1	10	Antonio Pizzonia HS Engineering	Dallara World Series V8 -	-- 19 laps --	26:10.762	188.03	1:16.381	203.52	3
2	11	Paul O'Connell HS Engineering	Dallara World Series T02	-- 18 laps --	26:37.966	175.10	1:22.679	188.01	13

Class Super Lights

Pos	Nbr	Name / Entrant	Car/City/Club	Gap	Total time h m sec	Km/h	Fastest	Km/h	In
1	181	Stefan Eisinger-Sewald Red Rose Racing	Ralt RT23	-- 17 laps --	27:04.619	162.66	1:31.581	169.74	10

Fastest time : 1:16.381 in lap 3 by nbr. 10 : Antonio Pizzonia(Antonio Pizzonia) (Dallara)

Publication-time

Results:

Timekeeping by :

Racedirector		Timekeeper	
Werner Aichinger		Bernd Jung	AUSTRIA MOTORSPORT

Results remain provisional pending technical examination and decisions from the stewards of the meeting

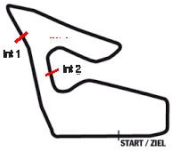

Red Bull Ring Classics

BG Sportpromotion, Red Bull Ring

BOSS GP

9 - 11 June 2023

Provisional Class-Result Race 2

Red Bull Ring - 4318 mtr.

2	118	Henry Clausnitzer WF Racing	Tattus World Series by Re	0.891	27:05.510	162.57	1:32.240	168.53	17
3	36	Walter Colacino Walter Colacino Racing	Lola T96/50 - F3000	-- 15 laps --	27:00.334	143.90	1:42.945	151.00	10

Fastest time : 1:16.381 in lap 3 by nbr. 10 : Antonio Pizzonia(Antonio Pizzonia) (Dallara)

Publication-time

Results:

Timekeeping by :

Racedirector		Timekeeper	
Werner Aichinger		Bernd Jung	

Results remain provisional pending technical examination and decisions from the stewards of the meeting

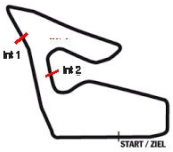

Red Bull Ring Classics

BG Sportpromotion, Red Bull Ring

BOSS GP

9 - 11 June 2023

Laps and Sector Times - Race 2

Red Bull Ring - 4318 mtr.

1	Ingo Gerstl									Toro Rosso F1 - STR1								
lap	Sect-1	Speed	Sect-2	Speed	Sect-3	Speed	TopSpeed	laptime	pit	lap	Sect-1	Speed	Sect-2	Speed	Sect-3	Speed	Topspeed	laptime	pit
1	20.486	281.3	38.158		26.755	177.2	276.9	1:25.399		9	21.916	237.4	38.743		25.618	190.4	271.4	1:26.277	
2	20.358	276.9	37.399		25.463	173.3	277.6	1:23.220		10	19.218	291.1	34.458		23.302	189.5	288.8	1:16.978	
3	20.335	274.8	37.080		25.323	176.8	276.9	1:22.738		11	18.820	268.0	35.212		24.546	190.8	291.1	1:18.578	
4	20.013	285.7	36.213		24.665	188.6	282.0	1:20.891		12	18.852	300.0	34.141		24.563	196.5	289.5	1:17.556	
5	19.867	217.7	40.249		35.731	105.3	260.2	1:35.847		13	20.027	294.3	34.351		22.871	197.5	291.1	1:17.249	
6	23.772	193.9	40.984		29.253	166.0	246.6	1:34.009		14	19.634	238.4	35.307		23.386	195.1	291.1	1:18.327	
7	22.014	209.3	40.748		28.125	168.9	257.8	1:30.887		15	19.997	274.1	34.026		23.405	193.2	291.1	1:17.428	
8	21.493	199.6	40.209		27.663	166.4	221.8	1:29.365		16	19.214	296.7	35.216		Pit In		282.7	1:27.732	

7	Ulf Ehninger									Benetton F1 - B197								
lap	Sect-1	Speed	Sect-2	Speed	Sect-3	Speed	TopSpeed	laptime	pit	lap	Sect-1	Speed	Sect-2	Speed	Sect-3	Speed	Topspeed	laptime	pit
1	21.221	265.4	38.438		26.089	180.8	274.1	1:25.748		6	24.134	216.4	40.756		29.037	169.2	263.4	1:33.927	
2	20.355	279.1	37.563		25.522	182.9	272.7	1:23.440		7	22.042	215.1	40.752		27.977	170.0	234.3	1:30.771	
3	20.072	274.1	37.445		25.248	183.3	269.3	1:22.765		8	21.643	198.2	40.278		27.538	164.7	220.4	1:29.459	
4	19.999	279.8	37.385		25.317	180.8	257.8	1:22.701		9	22.157	250.0	38.416		25.951	183.8	266.0	1:26.524	
5	20.133	242.7	38.285		35.219	103.9	279.8	1:33.637		10	20.471	272.0	36.915		24.757	183.3	277.6	1:22.143	

10	Antonio Pizzonia									Dallara World Series V8 - T12								
lap	Sect-1	Speed	Sect-2	Speed	Sect-3	Speed	TopSpeed	laptime	pit	lap	Sect-1	Speed	Sect-2	Speed	Sect-3	Speed	Topspeed	laptime	pit
1	20.905	272.7	35.660		23.465	182.1	270.0	1:20.030		11	20.028	280.5	35.737		23.761	182.1	272.7	1:19.526	
2	19.415	273.4	34.313		22.924	182.5	270.0	1:16.652		12	19.366	280.5	34.743		24.680	182.9	272.0	1:18.789	
3	19.191	275.5	34.315		22.875	184.6	272.0	1:16.381		13	19.757	277.6	34.624		23.247	182.9	271.4	1:17.628	
4	19.675	278.4	36.071		24.319	182.1	274.1	1:20.065		14	19.592	277.6	35.234		23.517	182.9	272.7	1:18.343	
5	19.631	236.8	38.984		34.914	117.5	249.4	1:33.529		15	19.895	276.2	35.391		23.332	182.5	271.4	1:18.618	
6	24.274	250.0	40.776		29.342	177.2	252.3	1:34.392		16	19.867	280.5	35.070		23.593	181.2	270.7	1:18.530	
7	22.175	180.9	41.179		27.668	177.2	268.7	1:31.022		17	19.364	278.4	34.860		23.278	182.1	272.0	1:17.502	
8	21.926	220.0	40.358		27.850	176.0	215.6	1:30.134		18	20.621	278.4	35.283		23.426	182.1	270.0	1:19.330	
9	21.942	276.9	35.123		24.698	179.6	273.4	1:21.763		19	19.530	279.1	35.047		23.262	182.5	271.4	1:17.839	
10	20.585	277.6	34.817		23.734	183.3	272.0	1:19.136		20									

11	Paul O'Connell									Dallara World Series T02								
lap	Sect-1	Speed	Sect-2	Speed	Sect-3	Speed	TopSpeed	laptime	pit	lap	Sect-1	Speed	Sect-2	Speed	Sect-3	Speed	Topspeed	laptime	pit
1	23.827	251.7	42.398		25.519	170.3	241.1	1:31.744		10	21.099	260.9	37.079		24.651	168.9	253.5	1:22.829	
2	21.157	263.4	38.225		25.091	170.7	257.8	1:24.473		11	21.052	261.5	36.922		25.815	167.1	253.5	1:23.789	
3	21.256	264.1	37.223		25.047	172.5	257.1	1:23.526		12	21.058	259.0	37.366		25.078	168.2	252.9	1:23.502	
4	20.956	264.1	37.435		24.956	169.2	251.7	1:23.347		13	20.876	258.4	37.162		24.641	170.0	252.9	1:22.679	
5	20.868	261.5	41.258		32.735	129.4	246.6	1:34.861		14	22.968	257.1	36.860		24.591	171.1	255.9	1:24.419	
6	26.275	166.4	49.316		39.666	49.4	186.2	1:55.257		15	21.371	259.0	37.163		26.602	167.4	251.7	1:25.136	
7	34.965	202.2	39.826		26.934	162.0	241.6	1:41.725		16	21.263	259.6	37.080		24.812	167.8	252.3	1:23.155	
8	21.459	259.0	37.503		25.306	166.4	252.9	1:24.268		17	21.017	259.0	37.056		25.689	167.4	252.9	1:23.762	
9	21.022	260.2	37.128		24.833	166.7	252.3	1:22.983		18	21.077	260.2	37.352		24.815	168.9	252.9	1:23.244	

17	Armando Mangini									Dallara GP2								
lap	Sect-1	Speed	Sect-2	Speed	Sect-3	Speed	TopSpeed	laptime	pit	lap	Sect-1	Speed	Sect-2	Speed	Sect-3	Speed	Topspeed	laptime	pit
1	24.818	204.9	43.992		28.644	170.0	198.9	1:37.454		10	21.543	272.0	38.005		26.763	171.1	260.2	1:26.311	
2	21.545	264.7	39.705		28.081	170.0	260.2	1:29.331		11	21.074	270.7	37.995		27.216	170.0	264.1	1:26.285	
3	21.384	266.0	39.212		27.433	171.4	261.5	1:28.029		12	21.563	251.7	39.997		27.735	172.2	259.6	1:29.295	
4	21.109	232.3	38.908		27.281	171.1	262.8	1:27.298		13	20.834	268.0	39.119		27.397	170.7	264.1	1:27.350	
5	21.880	208.5	40.457		28.572	170.7	241.6	1:30.909		14	21.132	269.3	39.323		27.039	168.9	262.8	1:27.494	
6	21.489	225.0	43.685		36.370	44.1	221.3	1:41.544		15	21.090	268.7	38.178		26.682	173.3	259.6	1:25.950	
7	37.968	192.9	41.820		27.590	170.3	215.6	1:47.378		16	20.895	268.7	38.326		26.693	171.8	260.2	1:25.914	
8	22.035	206.5	40.741		28.029	170.3	237.9	1:30.805		17	21.166	268.7	37.897		27.302	170.0	262.8	1:26.365	
9	21.242	266.7	38.980		26.860	170.0	263.4	1:27.082		18	21.294	268.7	38.855		27.450	170.3	260.2	1:27.599	

22	Alexander Geier									Dallara GP2								
lap	Sect-1	Speed	Sect-2	Speed	Sect-3	Speed	TopSpeed	laptime	pit	lap	Sect-1	Speed	Sect-2	Speed	Sect-3	Speed	Topspeed	laptime	pit
1	22.749	265.4	37.607		24.471	178.0	264.1	1:24.827		8	21.913	222.7	40.030		27.487	174.4	220.4	1:29.430	
2	20.366	272.7	36.468		24.400	176.4	265.4	1:21.234		9	22.641	270.0	37.975		26.244	168.2	271.4	1:26.860	
3	19.958	274.1	36.264		24.266	178.4	262.8	1:20.488		10	20.715	257.1	37.489		24.471	176.4	266.0	1:22.675	
4	19.955	265.4	36.360		24.259	178.4	268.0	1:20.574		11	20.314	260.9	36.632		24.580	176.0	269.3	1:21.526	
5	20.352	263.4	37.387		26.373	155.9	265.4	1:24.112		12	20.221	272.7	36.639		25.259	159.4	269.3	1:22.119	
6	24.050	204.9	41.234		26.830	163.0	226.4	1:32.114		13	21.416	234.3	37.180		24.868	171.1	268.0	1:23.464	
7	22.345	223.1	39.663		27.766	163.6	249.4	1:29.774		14	20.642	243.8	40.325		Pit In		243.8	1:39.216	

Fastest time : 1:16.381 in lap 3 by nbr. 10 : Antonio Pizzonia(Antonio Pizzonia) (Dallara)

Timekeeping by :

Results:

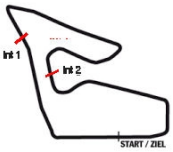

Red Bull Ring Classics

BG Sportpromotion, Red Bull Ring

BOSS GP

9 - 11 June 2023

Laps and Sector Times - Race 2

Red Bull Ring - 4318 mtr.

23 Fabian Vettel — Dallara GP2

lap	Sect-1	Speed	Sect-2	Speed	Sect-3	Speed	TopSpeed	laptime	pit	lap	Sect-1	Speed	Sect-2	Speed	Sect-3	Speed	Topspeed	laptime	pit
1	22.468	270.0	37.453		24.992	176.8	266.7	1:24.913		11	20.165	279.8	36.515		24.629	173.3	268.0	1:21.309	
2	20.191	272.0	36.460		24.537	177.6	267.3	1:21.188		12	20.204	277.6	36.892		24.904	174.8	264.7	1:22.000	
3	20.078	273.4	36.543		24.445	177.2	266.7	1:21.066		13	20.285	278.4	36.481		25.810	171.4	266.7	1:22.576	
4	20.041	274.8	36.256		24.462	175.6	266.0	1:20.759		14	21.098	270.0	36.839		25.592	174.4	266.0	1:23.529	
5	20.762	220.9	39.898		25.436	174.1	245.5	1:26.096		15	20.991	273.4	37.421		24.857	175.6	269.3	1:23.269	
6	22.818	217.7	41.265		26.802	174.1	230.3	1:30.885		16	20.161	274.8	37.152		24.823	174.1	262.8	1:22.136	
7	22.346	212.2	39.911		27.310	154.7	246.6	1:29.567		17	20.273	274.8	36.714		24.680	174.1	262.8	1:21.667	
8	22.290	226.9	39.805		27.397	152.3	195.7	1:29.492		18	20.359	272.7	36.581		24.907	175.2	264.7	1:21.847	
9	22.135	276.2	37.715		26.193	175.6	270.0	1:26.043		19	20.584	276.2	37.202		24.930	175.2	266.7	1:22.716	
10	20.543	240.0	37.346		24.957	173.3	266.7	1:22.846		20									

27 Marco Ghiotto — Dallara GP2

lap	Sect-1	Speed	Sect-2	Speed	Sect-3	Speed	TopSpeed	laptime	pit	lap	Sect-1	Speed	Sect-2	Speed	Sect-3	Speed	Topspeed	laptime	pit
1	23.214	258.4	37.666		24.919	176.8	267.3	1:25.799		11	20.360	276.9	36.164		24.695	176.0	268.7	1:21.219	
2	20.854	251.7	37.272		24.867	172.2	269.3	1:22.993		12	20.034	275.5	36.714		25.312	176.0	270.0	1:22.060	
3	20.246	274.8	36.732		24.572	174.8	271.4	1:21.550		13	20.890	266.7	36.845		24.498	175.6	268.7	1:22.233	
4	20.171	274.1	36.592		24.523	175.2	266.7	1:21.286		14	20.867	269.3	36.759		25.505	181.2	269.3	1:23.131	
5	20.300	274.8	42.087		25.175	172.9	187.8	1:27.562		15	20.860	279.8	36.460		24.670	176.8	268.7	1:21.990	
6	20.562	268.0	39.278		27.014	174.1	262.1	1:26.854		16	20.213	274.8	36.345		24.474	175.6	264.7	1:21.032	
7	22.275	216.0	39.533		27.288	173.3	259.0	1:29.096		17	20.164	273.4	36.478		24.529	175.6	265.4	1:21.171	
8	22.487	214.3	39.643		27.675	171.8	208.5	1:29.805		18	20.166	272.0	36.774		26.398	174.4	267.3	1:23.338	
9	21.977	266.7	37.858		26.424	176.4	261.5	1:26.259		19	20.418	275.5	36.770		26.060	176.0	265.4	1:23.248	
10	20.402	258.4	37.932		24.457	173.7	269.3	1:22.791		20									

32 Simone Colombo — Dallara GP2

lap	Sect-1	Speed	Sect-2	Speed	Sect-3	Speed	TopSpeed	laptime	pit	lap	Sect-1	Speed	Sect-2	Speed	Sect-3	Speed	Topspeed	laptime	pit
1	22.159	266.0	36.855		24.748	173.3	262.1	1:23.762		11	20.489	272.7	36.038		24.526	173.7	264.1	1:21.053	
2	20.569	266.7	36.211		24.498	174.4	262.1	1:21.278		12	20.568	271.4	35.686		25.431	174.1	262.8	1:21.685	
3	20.471	266.7	36.050		24.434	173.7	262.1	1:20.955		13	20.542	270.0	36.421		25.360	175.6	264.7	1:22.323	
4	20.487	267.3	35.776		24.400	173.7	260.2	1:20.663		14	20.601	270.0	36.209		24.618	174.8	262.1	1:21.428	
5	20.459	268.0	37.717		27.190	152.0	262.8	1:25.366		15	20.457	270.0	35.914		24.403	174.8	262.8	1:20.774	
6	23.990	215.1	41.289		26.924	163.3	233.8	1:32.203		16	20.275	270.7	35.774		24.515	174.4	261.5	1:20.564	
7	22.026	231.3	39.863		27.848	165.0	249.4	1:29.737		17	20.397	270.7	36.046		24.826	174.4	263.4	1:21.269	
8	21.872	225.0	39.844		27.764	172.2	213.9	1:29.480		18	20.532	268.7	36.713		24.612	174.1	260.2	1:21.857	
9	22.350	270.7	37.940		26.277	175.2	264.7	1:26.567		19	20.563	271.4	36.592		25.480	147.8	260.2	1:22.635	
10	20.666	274.8	36.695		24.946	174.1	266.7	1:22.307		20									

36 Walter Colacino — Lola T96/50 - F3000

lap	Sect-1	Speed	Sect-2	Speed	Sect-3	Speed	TopSpeed	laptime	pit	lap	Sect-1	Speed	Sect-2	Speed	Sect-3	Speed	Topspeed	laptime	pit
1	27.363	192.2	47.152		33.302	137.5	178.5	1:47.817		9	25.473	200.7	46.025		32.783	140.7	208.5	1:44.281	
2	26.543	206.5	46.377		32.178	138.5	176.5	1:45.098		10	25.375	209.3	45.568		32.002	140.7	207.3	1:42.945	
3	25.891	202.6	46.106		34.473	139.4	201.1	1:46.470		11	25.831	203.4	46.152		32.787	141.2	203.8	1:44.770	
4	25.798	167.4	55.327		34.170	137.0	191.2	1:55.295		12	28.624	206.5	45.394		33.104	140.7	209.3	1:47.122	
5	26.347	174.5	49.357		33.428	139.2	176.8	1:49.132		13	25.392	201.5	45.845		32.360	139.9	198.9	1:43.597	
6	27.089	160.5	48.864		33.644	138.2	182.1	1:49.597		14	25.424	191.5	46.102		32.177	141.4	201.9	1:43.703	
7	26.005	184.6	47.821		31.902	139.7	198.9	1:45.728		15	25.734	201.1	46.642		32.502	140.9	194.6	1:44.878	
8	25.597	195.3	47.701		31.927	140.4	175.3	1:45.225		16									

44 Thomas Jakoubek — Dallara GP2

lap	Sect-1	Speed	Sect-2	Speed	Sect-3	Speed	TopSpeed	laptime	pit	lap	Sect-1	Speed	Sect-2	Speed	Sect-3	Speed	Topspeed	laptime	pit
1	25.224	225.9	42.568		27.394	170.7	217.3	1:35.186		10	21.265	272.0	38.631		26.736	170.7	264.7	1:26.632	
2	21.832	263.4	39.626		26.848	171.8	260.9	1:28.306		11	21.456	274.1	37.957		27.154	171.1	265.4	1:26.567	
3	21.545	268.0	39.664		26.721	170.3	262.8	1:27.930		12	21.026	272.0	37.900		27.073	172.5	264.1	1:25.999	
4	21.629	219.5	39.927		26.852	171.4	262.8	1:28.408		13	22.075	227.8	39.682		26.311	173.7	264.1	1:28.068	
5	22.460	239.5	40.970		28.417	167.8	247.1	1:31.847		14	21.135	264.1	38.006		26.062	173.3	264.1	1:25.203	
6	21.800	238.9	44.117		36.621	46.9	240.0	1:42.538		15	20.874	273.4	37.738		26.186	170.3	263.4	1:24.798	
7	37.645	219.5	41.192		27.314	168.5	260.2	1:46.151		16	20.948	271.4	37.976		26.219	172.5	262.8	1:25.143	
8	23.248	168.2	41.072		26.613	170.3	254.1	1:30.933		17	21.070	269.3	37.789		26.836	172.9	264.7	1:25.695	
9	21.446	222.2	39.175		26.201	171.1	267.3	1:26.822		18	21.445	266.0	38.204		26.900	171.8	264.7	1:26.549	

55 Marco Minelli — Dallara World Series V8 - T12

lap	Sect-1	Speed	Sect-2	Speed	Sect-3	Speed	TopSpeed	laptime	pit	lap	Sect-1	Speed	Sect-2	Speed	Sect-3	Speed	Topspeed	laptime	pit
1	Pit Out	236.8	43.276		34.969	157.8	200.0	1:41.078		10	21.914	248.3	38.779		28.247	166.4	245.5	1:28.940	
2	22.544	242.2	40.036		27.336	162.0	241.6	1:29.916		11	21.681	248.3	39.238		28.673	166.4	242.2	1:29.592	
3	21.964	240.0	39.907		26.805	166.0	240.0	1:28.676		12	21.573	246.0	38.994		26.460	164.7	241.6	1:27.027	

Fastest time : 1:16.381 in lap 3 by nbr. 10 : Antonio Pizzonia(Antonio Pizzonia) (Dallara)

Timekeeping by :

Results:

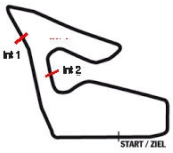

Red Bull Ring Classics

BG Sportpromotion, Red Bull Ring

BOSS GP

9 - 11 June 2023

Laps and Sector Times - Race 2

Red Bull Ring - 4318 mtr.

4	23.134	180.6	40.272	32.998	123.4	243.2	1:36.404	13	22.238	250.0	38.705	26.294	165.0	242.2	1:27.237
5	25.205	198.2	41.686	29.035	163.6	229.3	1:35.926	14	21.540	250.6	38.971	26.135	163.6	242.2	1:26.646
6	22.724	226.4	40.502	27.849	164.7	227.4	1:31.075	15	21.609	251.2	38.426	26.209	165.3	243.8	1:26.244
7	22.069	219.5	40.550	28.044	161.0	225.0	1:30.663	16	21.866	251.7	38.755	26.115	166.7	246.0	1:26.736
8	22.918	243.2	42.302	26.970	165.0	220.9	1:32.190	17	21.256	252.9	38.072	25.771	166.4	246.6	1:25.099
9	21.570	246.0	40.675	28.456	165.0	198.9	1:30.701	18							

57	Bruno Jarach									Dallara GP2									
lap	Sect-1	Speed	Sect-2	Speed	Sect-3	Speed	TopSpeed	laptime	pit	lap	Sect-1	Speed	Sect-2	Speed	Sect-3	Speed	Topspeed	laptime	pit
1	25.125	209.3	43.972		28.213	168.9	213.4	1:37.310		10	21.069	266.7	37.818		26.792	168.2	266.0	1:25.679	
2	21.455	257.8	40.051		27.477	170.0	266.0	1:28.983		11	21.280	274.8	37.664		26.975	173.3	265.4	1:25.919	
3	21.074	269.3	38.946		27.342	170.0	265.4	1:27.362		12	21.022	270.7	37.957		27.037	168.9	264.7	1:26.016	
4	21.147	251.2	39.218		27.478	170.7	264.7	1:27.843		13	21.104	269.3	39.061		27.625	170.7	232.3	1:27.790	
5	21.958	255.3	41.051		28.034	172.5	222.7	1:31.043		14	21.151	244.3	37.796		26.772	169.6	268.7	1:25.719	
6	21.223	240.0	44.376		36.156	47.7	241.1	1:41.755		15	20.808	266.7	37.599		26.505	171.8	263.4	1:24.912	
7	38.020	214.7	41.805		27.016	173.7	239.5	1:46.841		16	21.006	268.0	38.168		27.077	170.7	262.8	1:26.251	
8	22.326	166.4	41.359		26.556	170.7	222.7	1:30.241		17	21.033	272.0	38.052		27.078	172.2	260.2	1:26.163	
9	20.843	270.7	38.404		26.248	172.9	264.7	1:25.495		18	21.115	269.3	38.015		27.322	172.5	264.7	1:26.452	

66	Andreas Fiedler									Dallara GP2									
lap	Sect-1	Speed	Sect-2	Speed	Sect-3	Speed	TopSpeed	laptime	pit	lap	Sect-1	Speed	Sect-2	Speed	Sect-3	Speed	Topspeed	laptime	pit
1	23.585	234.3	38.840		26.373	170.3	260.2	1:28.798		10	20.862	269.3	37.367		25.949	173.3	262.8	1:24.178	
2	21.037	259.0	37.983		26.013	170.0	262.8	1:25.033		11	21.116	267.3	37.446		26.217	175.6	262.8	1:24.779	
3	21.017	264.1	37.640		25.480	173.7	264.1	1:24.137		12	21.074	238.4	37.974		25.604	174.4	265.4	1:24.652	
4	20.718	265.4	37.937		25.828	172.5	262.1	1:24.483		13	20.902	266.0	37.419		25.652	173.7	262.1	1:23.973	
5	20.784	228.8	42.088		32.961	131.1	241.1	1:35.833		14	20.680	268.7	37.438		25.561	174.1	264.1	1:23.679	
6	26.170	195.7	49.017		40.228	48.4	203.8	1:55.415		15	20.514	268.7	37.339		25.448	176.0	260.9	1:23.301	
7	38.009	226.4	40.068		26.693	168.9	255.9	1:44.770		16	20.881	268.7	38.053		26.976	172.2	260.9	1:25.910	
8	24.369	197.8	39.595		25.598	173.7	260.9	1:29.562		17	21.155	257.1	38.667		26.735	172.2	252.3	1:26.557	
9	20.816	266.0	37.199		25.485	172.2	261.5	1:23.500		18	22.149	248.8	41.254		26.904	144.5	259.6	1:30.307	

69	Thomas Jackermeier									Dallara GP2									
lap	Sect-1	Speed	Sect-2	Speed	Sect-3	Speed	TopSpeed	laptime	pit	lap	Sect-1	Speed	Sect-2	Speed	Sect-3	Speed	Topspeed	laptime	pit
1	25.045	211.8	40.420		26.146	173.3	263.4	1:31.611		3	20.717	275.5	37.086		25.558	174.4	268.7	1:23.361	
2	20.828	272.0	37.786		26.077	170.7	268.7	1:24.691		4									

77	Checco Malavasi									Dallara GP2									
lap	Sect-1	Speed	Sect-2	Speed	Sect-3	Speed	TopSpeed	laptime	pit	lap	Sect-1	Speed	Sect-2	Speed	Sect-3	Speed	Topspeed	laptime	pit
1	23.406	267.3	38.371		25.458	168.5	252.9	1:27.235		11	20.349	269.3	37.368		25.009	172.2	262.1	1:22.726	
2	20.598	260.2	37.228		25.057	174.1	268.0	1:22.883		12	20.751	270.0	36.360		25.012	170.7	269.3	1:22.123	
3	20.546	276.2	36.923		25.241	174.1	267.3	1:22.710		13	20.440	265.4	36.493		25.711	176.8	270.0	1:22.644	
4	20.510	266.0	36.765		25.149	172.9	257.1	1:22.424		14	20.391	265.4	36.444		24.907	175.2	259.0	1:21.742	
5	20.819	271.4	38.381		25.254	174.1	226.4	1:24.454		15	20.643	270.0	36.397		24.739	178.0	270.0	1:21.779	
6	20.804	271.4	38.710		26.978	171.4	266.7	1:26.492		16	19.963	274.1	36.664		24.597	172.9	259.6	1:21.224	
7	22.634	218.2	39.178		27.530	161.3	254.7	1:29.342		17	20.105	276.2	38.009		25.008	173.3	262.1	1:23.122	
8	22.370	214.7	39.954		27.232	166.7	211.4	1:29.556		18	20.466	272.0	36.259		24.526	180.0	266.0	1:21.251	
9	22.121	264.1	37.751		26.144	176.8	265.4	1:26.016		19	21.287	282.0	37.271		24.743	176.0	263.4	1:23.301	
10	20.544	251.2	38.092		24.909	176.8	242.7	1:23.545		20									

88	Florian Schnitzenbaumer									Dallara GP2									
lap	Sect-1	Speed	Sect-2	Speed	Sect-3	Speed	TopSpeed	laptime	pit	lap	Sect-1	Speed	Sect-2	Speed	Sect-3	Speed	Topspeed	laptime	pit
1	24.784	212.2	40.198		25.895	171.8	262.8	1:30.877		10	21.192	264.1	37.666		26.199	172.9	262.1	1:25.057	
2	20.901	266.7	37.715		25.370	173.3	262.8	1:23.986		11	20.897	265.4	38.593		26.382	174.8	264.7	1:25.872	
3	20.767	268.0	37.813		25.371	172.9	267.3	1:23.951		12	21.051	266.7	38.319		25.319	174.1	264.7	1:24.689	
4	21.053	268.7	48.005		Pit In		179.1	1:43.948		13	20.818	266.0	38.275		25.789	175.2	266.7	1:24.882	
5	Pit Out	172.0	43.238		27.482	169.6	212.2	2:11.785		14	21.198	264.7	38.403		26.558	171.4	266.0	1:26.159	
6	22.577	233.8	40.333		28.033	148.9	262.1	1:30.943		15	20.769	248.3	39.011		26.376	168.9	262.1	1:26.156	
7	23.716	209.7	40.293		29.225	152.6	216.4	1:33.234		16	21.615	249.4	39.894		26.422	170.0	258.4	1:27.931	
8	22.678	231.8	40.326		26.087	172.2	229.3	1:29.091		17	21.545	230.3	39.720		27.504	168.2	257.8	1:28.769	
9	21.935	197.8	41.321		26.113	171.8	211.4	1:29.369		18	22.282	224.5	43.179		29.568	148.0	233.3	1:35.029	

118	Henry Clausnitzer									Tattus World Series by Renault									
lap	Sect-1	Speed	Sect-2	Speed	Sect-3	Speed	TopSpeed	laptime	pit	lap	Sect-1	Speed	Sect-2	Speed	Sect-3	Speed	Topspeed	laptime	pit
1	26.609	207.7	44.529		29.756	147.2	212.2	1:40.894		10	23.434	225.9	41.731		28.614	148.6	224.1	1:33.779	
2	24.209	216.4	42.639		29.152	148.0	219.1	1:36.000		11	24.057	225.9	40.889		28.060	151.4	225.9	1:33.006	
3	23.943	220.0	42.195		28.856	148.3	218.6	1:34.994		12	23.637	224.5	40.928		27.778	152.9	225.9	1:32.343	
4	24.068	217.7	42.228		28.615	148.3	221.8	1:34.911		13	23.288	229.3	41.230		27.861	151.1	225.5	1:32.379	

Fastest time : 1:16.381 in lap 3 by nbr. 10 : Antonio Pizzonia(Antonio Pizzonia) (Dallara)

Timekeeping by :

Results:

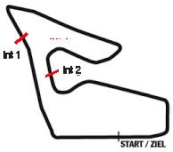

Red Bull Ring Classics

BG Sportpromotion, Red Bull Ring

BOSS GP

9 - 11 June 2023

Laps and Sector Times - Race 2

Red Bull Ring - 4318 mtr.

5	23.776	217.7	41.984	28.590	149.4	221.8	1:34.350	14	23.874	226.4	42.213	27.863	151.1	225.0	1:33.950
6	23.625	223.1	42.012	28.288	148.9	222.2	1:33.925	15	23.519	231.8	41.698	28.110	152.6	226.9	1:33.327
7	23.765	220.4	41.970	28.386	148.6	223.1	1:34.121	16	23.349	228.8	41.334	28.089	152.9	227.8	1:32.772
8	23.716	221.8	41.444	28.570	148.6	225.0	1:33.730	17	23.333	232.3	40.868	28.039	151.7	231.3	1:32.240
9	23.745	208.5	42.801	28.403	149.2	217.3	1:34.949	18							

181	Stefan Eisinger-Sewald								Ralt RT23									
lap	Sect-1	Speed	Sect-2	Speed	Sect-3	Speed	TopSpeed	laptime	pit	lap	Sect-1	Speed	Sect-2	Speed	Sect-3	Speed	Topspeed	laptime	pit
1	25.880	209.7	43.467		28.806	155.0	216.4	1:38.153		10	23.216	237.4	40.362		28.003	147.8	233.3	1:31.581	
2	23.134	234.8	41.700		29.197	154.1	232.8	1:34.031		11	23.277	240.0	40.564		28.120	156.2	232.8	1:31.961	
3	23.312	229.3	57.862		28.508	155.3	211.8	1:49.682		12	22.896	229.3	40.966		27.833	157.1	235.8	1:31.695	
4	23.543	203.0	41.363		29.579	148.9	234.3	1:34.485		13	22.768	235.8	41.875		28.213	155.6	231.3	1:32.856	
5	23.577	218.2	40.895		28.676	154.7	233.8	1:33.148		14	23.131	238.4	42.332		27.984	155.3	228.3	1:33.447	
6	23.287	231.8	41.294		28.525	153.5	230.8	1:33.106		15	22.840	238.4	41.090		28.250	154.4	228.8	1:32.180	
7	23.229	220.0	41.004		28.873	153.5	230.8	1:33.106		16	23.087	238.9	40.544		28.550	155.0	233.3	1:32.181	
8	23.059	235.8	41.112		29.045	155.0	234.8	1:33.216		17	23.071	234.8	41.152		28.232	155.0	234.3	1:32.455	
9	23.252	231.8	41.153		28.721	154.4	220.0	1:33.126		18									

Fastest time : 1:16.381 in lap 3 by nbr. 10 : Antonio Pizzonia(Antonio Pizzonia) (Dallara)

Timekeeping by :

Results:

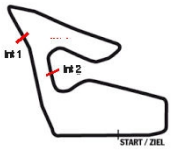

Red Bull Ring Classics

BG Sportpromotion, Red Bull Ring

BOSS GP

Laptimes - Race 2

9 - 11 June 2023

Red Bull Ring - 4318 mtr.

Nbr	Name	Laps	lap	Lap ..1	Lap ..2	Lap ..3	Lap ..4	Lap ..5	Lap ..6	Lap ..7	Lap ..8	Lap ..9	Lap ..0
10	Antonio Pizzonia	19	1 - 10	1:20.030	1:16.652	1:16.381	1:20.065	1:33.529	1:34.392	1:31.022	1:30.134	1:21.763	1:19.136
			11 - 20	1:19.526	1:18.789	1:17.628	1:18.343	1:18.618	1:18.530	1:17.502	1:19.330	1:17.839	
32	Simone Colombo	19	1 - 10	1:23.762	1:21.278	1:20.955	1:20.663	1:25.366	1:32.203	1:29.737	1:29.480	1:26.567	1:22.307
			11 - 20	1:21.053	1:21.685	1:22.323	1:21.428	1:20.774	1:20.564	1:21.269	1:21.857	1:22.635	
27	Marco Ghiotto	19	1 - 10	1:25.799	1:22.993	1:21.550	1:21.286	1:27.562	1:26.854	1:29.096	1:29.805	1:26.259	1:22.791
			11 - 20	1:21.219	1:22.060	1:22.233	1:23.131	1:21.990	1:21.032	1:21.171	1:23.338	1:23.248	
23	Fabian Vettel	19	1 - 10	1:24.913	1:21.188	1:21.066	1:20.759	1:26.096	1:30.885	1:29.567	1:29.492	1:26.043	1:22.846
			11 - 20	1:21.309	1:22.000	1:22.576	1:23.529	1:23.269	1:22.136	1:21.667	1:21.847	1:22.716	
77	Checco Malavasi	19	1 - 10	1:27.235	1:22.883	1:22.710	1:22.424	1:24.454	1:26.492	1:29.342	1:29.556	1:26.016	1:23.545
			11 - 20	1:22.726	1:22.123	1:22.644	1:21.742	1:21.779	1:21.224	1:23.122	1:21.251	1:23.301	
11	Paul O'Connell	18	1 - 10	1:31.744	1:24.473	1:23.526	1:23.347	1:34.861	1:55.257	1:41.725	1:24.268	1:22.983	1:22.829
			11 - 20	1:23.789	1:23.502	1:22.679	1:24.419	1:25.136	1:23.155	1:23.762	1:23.244		
66	Andreas Fiedler	18	1 - 10	1:28.798	1:25.033	1:24.137	1:24.483	1:35.833	1:55.415	1:44.770	1:29.562	1:23.500	1:24.178
			11 - 20	1:24.779	1:24.652	1:23.973	1:23.679	1:23.301	1:25.910	1:26.557	1:30.307		
57	Bruno Jarach	18	1 - 10	1:37.310	1:28.983	1:27.362	1:27.843	1:31.043	1:41.755	1:46.841	1:30.241	1:25.495	1:25.679
			11 - 20	1:25.919	1:26.016	1:27.790	1:25.719	1:24.912	1:26.251	1:26.163	1:26.452		
44	Thomas Jakoubek	18	1 - 10	1:35.186	1:28.306	1:27.930	1:28.408	1:31.847	1:42.538	1:46.151	1:30.933	1:26.822	1:26.632
			11 - 20	1:26.567	1:25.999	1:28.068	1:25.203	1:24.798	1:25.143	1:25.695	1:26.549		
17	Armando Mangini	18	1 - 10	1:37.454	1:29.331	1:28.029	1:27.298	1:30.909	1:41.544	1:47.378	1:30.805	1:27.082	1:26.311
			11 - 20	1:26.285	1:29.295	1:27.350	1:27.494	1:25.950	1:25.914	1:26.365	1:27.599		
88	Florian Schnitzenbaumer	18	1 - 10	1:30.877	1:23.986	1:23.951	1:43.948	2:11.785	1:30.943	1:33.234	1:29.091	1:29.369	1:25.057
			11 - 20	1:25.872	1:24.689	1:24.882	1:26.159	1:26.156	1:27.931	1:28.769	1:35.029		
55	Marco Minelli	17	1 - 10	1:41.078	1:29.916	1:28.676	1:36.404	1:35.926	1:31.075	1:30.663	1:32.190	1:30.701	1:28.940
			11 - 20	1:29.592	1:27.027	1:27.237	1:26.646	1:26.244	1:26.736	1:25.099			
181	Stefan Eisinger-Sewald	17	1 - 10	1:38.153	1:34.031	1:49.682	1:34.485	1:33.148	1:33.106	1:33.106	1:33.216	1:33.126	1:31.581
			11 - 20	1:31.961	1:31.695	1:32.856	1:33.447	1:32.180	1:32.181	1:32.455			
118	Henry Clausnitzer	17	1 - 10	1:40.894	1:36.000	1:34.994	1:34.911	1:34.350	1:33.925	1:34.121	1:33.730	1:34.949	1:33.779
			11 - 20	1:33.006	1:32.343	1:32.379	1:33.950	1:33.327	1:32.772	1:32.240			
1	Ingo Gerstl	16	1 - 10	1:25.399	1:23.220	1:22.738	1:20.891	1:35.847	1:34.009	1:30.887	1:29.365	1:26.277	1:16.978
			11 - 20	1:18.578	1:17.556	1:17.249	1:18.327	1:17.428	1:27.732				
36	Walter Colacino	15	1 - 10	1:47.817	1:45.098	1:46.470	1:55.295	1:49.132	1:49.597	1:45.728	1:45.225	1:44.281	1:42.945
			11 - 20	1:44.770	1:47.122	1:43.597	1:43.703	1:44.878					
22	Alexander Geier	14	1 - 10	1:24.827	1:21.234	1:20.488	1:20.574	1:24.112	1:32.114	1:29.774	1:29.430	1:26.860	1:22.675
			11 - 20	1:21.526	1:22.119	1:23.464	1:39.216						
7	Ulf Ehninger	10	1 - 10	1:25.748	1:23.440	1:22.765	1:22.701	1:33.637	1:33.927	1:30.771	1:29.459	1:26.524	1:22.143
69	Thomas Jackermeier	3	1 - 10	1:31.611	1:24.691	1:23.361							

Timekeeping by :

Results:

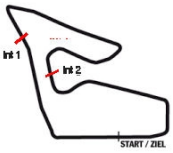

Red Bull Ring Classics

Positions for each lap - Race 2

BOSS GP

9 - 11 June 2023

Positions for each lap

Red Bull Ring - 4318 mtr.

Pos	Nr.	Name	1	2	3	4	5	6	7	8	9	10	11	12	13	14	15	16	17	18	19
1	10	Antonio Pizzonia	1	1	1	1	10	10	10	10	10	10	10	10	10	10	1	10	10	10	10
2	32	Simone Colombo	7	7	7	10	1	1	1	1	1	1	1	1	1	1	10	1	32	32	32
3	27	Marco Ghiotto	10	10	10	7	7	7	7	7	7	7	32	32	32	32	32	32	27	27	27
4	23	Fabian Vettel	32	32	32	32	32	32	32	32	32	32	23	23	23	23	27	27	23	23	23
5	77	Checco Malavasi	23	23	23	23	22	22	22	22	23	23	22	22	27	27	23	77	77	77	77
6	11	Paul O'Connell	27	22	22	22	23	23	23	23	22	22	27	27	22	77	77	23	11	11	
7	66	Andreas Fiedler	22	27	27	27	27	27	27	27	27	27	77	77	77	22	11	11	66	66	
8	57	Bruno Jarach	77	77	77	77	77	77	77	77	77	77	11	11	11	11	66	66	57	57	
9	44	Thomas Jakoubek	66	66	66	66	66	66	11	11	11	11	66	66	66	66	57	57	44	44	
10	17	Armando Mangini	88	88	88	11	11	11	66	66	66	66	57	57	57	57	44	44	17	17	
11	88	Florian Schnitzenbaumer	69	69	69	44	44	44	44	44	57	57	44	44	44	44	17	17	88	88	
12	55	Marco Minelli	11	11	11	57	57	57	57	57	44	44	17	17	17	17	88	88	55		
13	181	Stefan Eisinger-Sewald	44	44	44	88	17	17	17	17	17	17	88	88	88	88	55	55	181		
14	118	Henry Clausnitzer	57	57	57	17	118	118	118	118	88	88	55	55	55	55	181	181	118		
15	1	Ingo Gerstl	17	17	17	118	181	181	181	88	118	55	118	118	118	118	118	118			
16	36	Walter Colacino	181	181	118	181	88	88	88	181	181	118	181	181	181	181	36				
17	22	Alexander Geier	118	118	181	55	55	55	55	55	55	181	36	36	36	36					
18	7	Ulf Ehninger	36	36	55	36	36	36	36	36	36	36									
19	69	Thomas Jackermeier	55	55	36																

Timekeeping by :

Results:

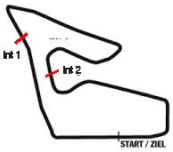

Red Bull Ring Classics

BG Sportpromotion, Red Bull Ring

BOSS GP

9 - 11 June 2023

Sector analyse - Race 2

Red Bull Ring - 4318 mtr.

Pos	Nbr	Name / Team name	Sector 1			Sector 2			Sector 3			theoretical best	Actual best	In
			time	Lap	pos	time	Lap	pos	time	Lap	pos			
1	10	Antonio Pizzonia	19.191	3	2	34.313	2	2	22.875	3	2	1:16.379	1:16.381	3
2	32	Simone Colombo	20.275	16	8	35.686	12	3	24.400	4	4	1:20.361	1:20.564	16
3	27	Marco Ghiotto	20.034	12	6	36.164	11	4	24.457	10	6	1:20.655	1:21.032	16
4	23	Fabian Vettel	20.041	4	7	36.256	4	5	24.445	3	5	1:20.742	1:20.759	4
5	77	Checco Malavasi	19.963	16	5	36.259	18	6	24.526	18	7	1:20.748	1:21.224	16
6	11	Paul O'Connell	20.868	5	14	36.860	14	9	24.591	14	8	1:22.319	1:22.679	13
7	66	Andreas Fiedler	20.514	15	10	37.199	9	11	25.448	15	11	1:23.161	1:23.301	15
8	57	Bruno Jarach	20.808	15	12	37.599	15	12	26.248	9	15	1:24.655	1:24.912	15
9	44	Thomas Jakoubek	20.874	15	15	37.738	15	14	26.062	14	14	1:24.674	1:24.798	15
10	17	Armando Mangini	20.834	13	13	37.897	17	15	26.682	15	16	1:25.413	1:25.914	16
11	88	Florian Schnitzenbaumer	20.767	3	11	37.666	10	13	25.319	12	10	1:23.752	1:23.951	3
12	55	Marco Minelli	21.256	17	16	38.072	17	16	25.771	17	13	1:25.099	1:25.099	17
13	181	Stefan Eisinger-Sewald	22.768	13	17	40.362	10	17	27.833	12	18	1:30.963	1:31.581	10
14	118	Henry Clausnitzer	23.288	13	18	40.868	17	18	27.778	12	17	1:31.934	1:32.240	17
15	1	Ingo Gerstl	18.820	11	1	34.026	15	1	22.871	13	1	1:15.717	1:16.978	10
16	36	Walter Colacino	25.375	10	19	45.394	12	19	31.902	7	19	1:42.671	1:42.945	10
17	22	Alexander Geier	19.955	4	4	36.264	3	7	24.259	4	3	1:20.478	1:20.488	3
18	7	Ulf Ehninger	19.914	11	3	36.401	11	8	24.757	10	9	1:21.072	1:22.143	10
19	69	Thomas Jackermeier	20.305	4	9	37.086	3	10	25.558	3	12	1:22.949	1:23.361	3

Timekeeping by :

Results:

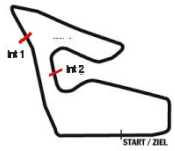

Red Bull Ring Classics

BG Sportpromotion, Red Bull Ring

Heat name	: BOSS GP - Race 2
Heat Date	: 11 June 2023
Track name	: Red Bull Ring - 4318 mtr.

Participants Started	: 19	Participants Classified	: 19
Participants Finished	: 15	Participants Not Classified	: 0
Participants Not Finished	: 4		

Green flag at	: 10:37:52	Heat recording start time	: 10:26:01
Finish flag waved at	: 11:04:03	Heat recording end time	: 11:06:15
Total time under Green	: 26:10	Total of All Laps in Heat	: 312
Number of cautions	: 0	Total time under Yellow	: 00:00:00
Number of code-60's	: 0	Total time under Code-60	: 00:00:00

Summary of winners per class

Nbr	Name / Team name	Car	Cls	Fastest Laptime	In	Avg. Speed	Laps	Race Time
10	Antonio Pizzonia	Dallara World Series V8 - T1	Open	1:16.381	3	188.03	19	26:10.762
32	Simone Colombo	Dallara GP2	Formula	1:20.564	16	183.72	19	26:47.530
181	Stefan Eisinger-Sewald	Ralt RT23	Super Lights	1:31.581	10	162.66	17	27:04.619
1	Ingo Gerstl	Toro Rosso F1 - STR1	F1	1:16.978	10	185.01	16	22:24.275

Leader history during the Heat

#	Nbr	Lap	to Lap	Name	Car
1	1	1	4	Ingo Gerstl	Toro Rosso F1 - STR1
2	10	5	14	Antonio Pizzonia	Dallara World Series V8 - T1
3	1	15	15	Ingo Gerstl	Toro Rosso F1 - STR1
4	10	16	19	Antonio Pizzonia	Dallara World Series V8 - T1

Best Lap time history during the Heat

#	Nbr	lap time	in lap	Name	Car	time of day
1	1	1:25.399	1	Ingo Gerstl	Toro Rosso F1 - STR1	10:39:20
2	10	1:20.030	1	Antonio Pizzonia	Dallara World Series V8 - T12	10:39:34
3	10	1:16.652	2	Antonio Pizzonia	Dallara World Series V8 - T12	10:40:51
4	10	1:16.381	3	Antonio Pizzonia	Dallara World Series V8 - T12	10:42:07

Summary of best laptimes per class

Nbr	Name / Team name	Car	Cls	Fastest Laptime	In	Speed
1	Ingo Gerstl	Toro Rosso F1 - STR1	F1	1:16.978	10	201.94
22	Alexander Geier	Dallara GP2	Formula	1:20.488	3	193.13
10	Antonio Pizzonia	Dallara World Series V8 - T12	Open	1:16.381	3	203.52
181	Stefan Eisinger-Sewald	Ralt RT23	Super Lights	1:31.581	10	169.74

Summary of number of laps in the lead

#	Nbr	Name	Car	# Laps in the lead
1	10	Antonio Pizzonia	Dallara	14
2	1	Ingo Gerstl	Toro Rosso	5

Timekeeping by :

Results:

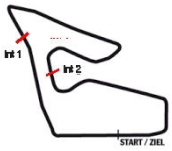

Red Bull Ring Classics

BG Sportpromotion, Red Bull Ring

Revision 1 - Final starting grid

9 - 11 June 2023
Red Bull Ring - 4318 mtr.

Starting grid - BOSS GP - Race 2

Start Time : 10:40 - Heat Duration : 25 Minutes

Pos	Nbr	Name	time		Pos	Nbr	Name	time
23	55	Marco Minelli		Row 12				
21	36	Walter Colacino		Row 11	22	181	Stefan Eisinger-Sewald	
19	17	Armando Mangini	1:34.028	Row 10	20	118	Henry Clausnitzer	1:38.353
17	69	Thomas Jackermeier	1:23.733	Row 9	18	57	Bruno Jarach	1:27.042
15	22	Alexander Geier	1:23.113	Row 8	16	11	Paul O'Connell	1:23.194
13	88	Florian Schnitzenbaumer	1:21.930	Row 7	14	44	Thomas Jakoubek	1:23.045
11	77	Checco Malavasi	1:20.326	Row 6	12	66	Andreas Fiedler	1:21.317
9	27	Marco Ghiotto	1:19.323	Row 5	10	23	Fabian Vettel	1:19.411
7	10	Antonio Pizzonia	1:17.012	Row 4	8	32	Simone Colombo	1:19.223
				Row 3				
				Row 2				
1	1	Ingo Gerstl	1:11.524	Row 1	2	7	Ulf Ehninger	

Pole Right

- - - - - - - - - - - - - - - - S T A R T L I N E - - - - - - - - - - - - - -

Car # 55 drives warm up and goes then in the Pitlane and Start from Pit-Exit

Publication-time

Time Printed 11-06-2023 - 09:33

Results:

Timekeeping by :

Chief-Steward	Steward	Steward
Mag. Hannes Maisel	Ing. Günther Kremel	Ing. Günther Frühwirth

AUSTRIA MOTORSPORT