



Autodromo Nazionale Monza

BOSS GP

Free Practice - 2

Provisional Results



Autodromo Nazionale Monza 5.793 m.

Clas	Nº	Driver	Nat	Cat	Clas	Team	Nat	Vehicle	Laps	Best	Time	Gap	Interval	Km/h
1	10	Antonio Pizzonia		Open	1	HS Engineering		Dallara World Series	8	5	1:53.735			183.3
2	1	Ingo Gerstl		F1	1	Team Top Speed		Toro Rosso F1 - STR1	6	5	1:54.317	0.582	0.582	182.4
3	32	Simone Colombo		Formul	1	M.M. Motorsport		Dallara GP2	10	8	1:56.325	2.590	2.008	179.2
4	21	David Richert		Formul	2	M.M. Motorsport		Dallara GP2	9	8	2:01.727	7.992	5.402	171.3
5	11	Paul O'Connell		Open	2	HS Engineering		Dallara World Series	9	6	2:02.425	8.690	0.698	170.3
6	27	Marco Ghiotto		Formul	3	Scuderia Palladio		Dallara GP2	8	7	2:03.721	9.986	1.296	168.5
7	18	Juju Noda		Formul	4	HS Engineering		Dallara World Series	8	6	2:06.205	12.470	2.484	165.2
8	77	Checco Malavasi		Formul	5	Scuderia Palladio		Dallara GP2	8	5	2:09.116	15.381	2.911	161.5
9	66	Andreas Fiedler		Formul	6	Fiedler Racing		Dallara GP2	5	2	2:13.797	20.062	4.681	155.8
10	42	Felix Grosse-Aschhoff		Formul	7	Asche-Racing		Dallara GP2	8	6	2:17.344	23.609	3.547	151.8
11	181	Stefan Eisinger-Sewald		Super	1	Red Rose Racing		Ralt RT23	9	6	2:19.933	26.198	2.589	149.0
12	57	Bruno Jarach		Formul	8	Esti Motorsport		Dallara GP2	5	4	2:29.014	35.279	9.081	139.9
13	133	Michael Grosse-Aschhoff		Formul	9	Asche-Racing		Dallara GP2	3	2	2:34.531	40.796	5.517	134.9

Published at:.....

Track Temp: 19.1 °C Air Temp: 19.4 °C Humidity: 87 % Track Status: WET

Race Director:

Timekeeper:

Luis Garcia  
JOB-1605-ESP/M





**Autodromo Nazionale Monza**  
**BOSS GP**  
**Free Practice - 2**  
**Provisional Results by Category**



Open														
Clas	Nº	Driver	Nat	Cat	Clas	Team	Nat	Vehicle	Laps	Best	Time	Gap	Interval	Km/h
1	10	Antonio Pizzonia		Open	1	HS Engineering		Dallara World Series	8	5	1:53.735			183.3
2	11	Paul O'Connell		Open	2	HS Engineering		Dallara World Series	9	6	2:02.425	8.690	8.690	170.3

F1														
Clas	Nº	Driver	Nat	Cat	Clas	Team	Nat	Vehicle	Laps	Best	Time	Gap	Interval	Km/h
1	1	Ingo Gerstl		F1	1	Team Top Speed		Toro Rosso F1 - STR1	6	5	1:54.317			182.4

Formula														
Clas	Nº	Driver	Nat	Cat	Clas	Team	Nat	Vehicle	Laps	Best	Time	Gap	Interval	Km/h
1	32	Simone Colombo		Formul	1	M.M. Motorsport		Dallara GP2	10	8	1:56.325			179.2
2	21	David Richert		Formul	2	M.M. Motorsport		Dallara GP2	9	8	2:01.727	5.402	5.402	171.3
3	27	Marco Ghiotto		Formul	3	Scuderia Palladio		Dallara GP2	8	7	2:03.721	7.396	1.994	168.5
4	18	Juju Noda		Formul	4	HS Engineering		Dallara World Series	8	6	2:06.205	9.880	2.484	165.2
5	77	Checco Malavasi		Formul	5	Scuderia Palladio		Dallara GP2	8	5	2:09.116	12.791	2.911	161.5
6	66	Andreas Fiedler		Formul	6	Fiedler Racing		Dallara GP2	5	2	2:13.797	17.472	4.681	155.8
7	42	Felix Grosse-Aschhoff		Formul	7	Asche-Racing		Dallara GP2	8	6	2:17.344	21.019	3.547	151.8
8	57	Bruno Jarach		Formul	8	Esti Motorsport		Dallara GP2	5	4	2:29.014	32.689	11.670	139.9
9	133	Michael Grosse-Aschhoff		Formul	9	Asche-Racing		Dallara GP2	3	2	2:34.531	38.206	5.517	134.9

Super Lights														
Clas	Nº	Driver	Nat	Cat	Clas	Team	Nat	Vehicle	Laps	Best	Time	Gap	Interval	Km/h
1	181	Stefan Eisinger-Sewald		Super Lights	1	Red Rose Racing		Ralt RT23	9	6	2:19.933			149.0

Published at:.....


Track Temp: 19.1 °C Air Temp: 19.4 °C Humidity: 87 % Track Status: WET

Race Director:

Timekeeper:

Luis Garcia  
 JOB-1605-ESP/M





Autodromo Nazionale Monza

BOSS GP

Free Practice - 2

Lap Analysis



1 Ingo Gerstl Toro Rosso F1 - STR1 21 David Richert Dallara GP2  
 F1 Team Top Speed Formula M.M. Motorsport

Lap	D	Time	Sector 1	Sector 2	Sector 3	T. Spd	Elapsed	Lap	D	Time	Sector 1	Sector 2	Sector 3	T. Spd	Elapsed
1		14:02:05.263	14:00:23.357	50.647	51.259	129.4	14:02:05.263	1		14:02:51.856	14:01:20.107	44.493	47.256	139.1	14:02:51.856
2		2:03.642	37.817	42.572	43.253	208.4	14:04:08.905	2		2:09.313	41.919	42.731	44.663	161.6	14:05:01.169
3		1:59.089	37.903	39.663	41.523	192.5	14:06:07.994	3		2:05.863	38.409	41.855	45.599	210.1	14:07:07.032
4		1:55.309	36.196	38.822	40.291	209.3	14:08:03.303	4		2:07.431	41.004	43.113	43.314	241.6	14:09:14.463
5		1:54.317	35.144	38.987	40.186	220.8	14:09:57.620	5		2:02.228	37.666	41.650	42.912	235.8	14:11:16.691
6		2:14.324 P	35.069	44.768	54.487	224.0	14:12:11.944	6		2:07.555	37.488	42.253	47.814	230.2	14:13:24.246

10 Antonio Pizzonia Dallara World Series V8 - T12  
 Open HS Engineering

Lap	D	Time	Sector 1	Sector 2	Sector 3	T. Spd	Elapsed	Lap	D	Time	Sector 1	Sector 2	Sector 3	T. Spd	Elapsed
1		14:01:40.230	14:00:12.438	44.594	43.198	131.5	14:01:40.230	7		2:09.028	42.639	42.730	43.659	156.7	14:15:33.274
2		1:57.062	35.953	40.167	40.942	235.8	14:03:37.292	8		2:01.727	38.150	40.977	42.600	204.5	14:17:35.001
3		1:55.247	35.160	39.968	40.119	258.3	14:05:32.539	9		2:53.714 P	37.145	45.257	1:31.312	221.3	14:20:28.715
4		1:55.885	36.240	39.760	39.885	224.0	14:07:28.424	27							
5		1:53.735	35.557	39.095	39.083	242.1	14:09:22.159								
6		2:03.265 P	34.789	39.083	49.393	243.2	14:11:25.424								
7		5:42.453	4:21.361	40.854	40.238	178.5	14:17:07.877								
8		2:09.419 P	36.867	39.882	52.670	242.6	14:19:17.296								

11 Paul O'Connell Dallara World Series V8 - T12  
 Open HS Engineering

Lap	D	Time	Sector 1	Sector 2	Sector 3	T. Spd	Elapsed	Lap	D	Time	Sector 1	Sector 2	Sector 3	T. Spd	Elapsed
1		14:01:56.758	14:00:21.049	48.300	47.409	129.9	14:01:56.758	1		14:01:30.891	13:59:59.628	45.721	45.542	147.7	14:01:30.891
2		2:11.092	41.603	44.783	44.706	186.5	14:04:07.850	2		2:10.912	39.558	45.631	45.723	202.2	14:03:41.803
3		2:08.351	39.338	44.200	44.813	196.0	14:06:16.201	3		2:09.409	41.454	43.349	44.606	230.7	14:05:51.212
4		2:06.326	39.254	43.612	43.460	224.5	14:08:22.527	4		2:11.925	43.780	44.158	43.987	230.7	14:08:03.137
5		2:04.407	38.525	42.072	43.810	218.1	14:10:26.934	5		2:06.990	39.241	43.991	43.758	199.6	14:10:10.127
6		2:02.425	37.388	41.660	43.377	226.8	14:12:29.359	6		2:05.014	38.393	42.708	43.913	209.7	14:12:15.141
7		2:06.195	41.493	41.913	42.789	166.1	14:14:35.554	7		2:03.721	38.338	42.082	43.301	204.1	14:14:18.862
8		2:04.619	37.252	44.740	42.627	231.2	14:16:40.173	8		2:04.286	38.345	42.443	43.498	204.9	14:16:23.148
9		2:21.872 P	37.283	41.621	1:02.968	232.7	14:19:02.045	9			38.352	43.168			227.3


18 Juju Noda Dallara World Series V8 - T12  
 Formula HS Engineering

Lap	D	Time	Sector 1	Sector 2	Sector 3	T. Spd	Elapsed	Lap	D	Time	Sector 1	Sector 2	Sector 3	T. Spd	Elapsed
1		14:02:11.060	14:00:38.184	46.546	46.330	127.5	14:02:11.060	1		14:02:07.842	14:00:36.289	43.926	47.627	140.0	14:02:07.842
2		2:08.342	39.499	44.356	44.487	193.8	14:04:19.402	2		2:02.472	39.241	40.770	42.461	236.3	14:04:10.314
3		2:19.222	41.770	44.696	52.756	211.3	14:06:38.624	3		1:59.286	36.945	40.876	41.465	228.3	14:06:09.600
4		2:24.583 P	40.117	45.379	59.087	195.6	14:09:03.207	4		1:57.292	36.583	40.490	40.219	213.4	14:08:06.892
5		4:14.593	2:45.809	43.693	45.091	143.4	14:13:17.800	5		2:10.227	40.840	42.951	46.436	251.1	14:10:17.119
6		2:06.205	39.963	42.642	43.600	203.7	14:15:24.005	6		1:56.649	35.767	39.799	41.083	246.0	14:12:13.768
7		2:07.523	38.955	45.483	43.085	218.6	14:17:31.528	7		1:57.119	35.659	40.849	40.611	236.8	14:14:10.887
8		2:59.448 P	43.577	51.953	1:23.918	221.3	14:20:30.976	8		1:56.325	35.823	40.371	40.131	248.8	14:16:07.212
								9		2:03.191	35.759	43.198	44.234	268.6	14:18:10.403
								10		2:29.297 P	38.383	45.557	1:05.357	248.8	14:20:39.700

42 Felix Grosse-Aschhoff Dallara GP2  
 Formula Asche-Racing

Lap	D	Time	Sector 1	Sector 2	Sector 3	T. Spd	Elapsed	Lap	D	Time	Sector 1	Sector 2	Sector 3	T. Spd	Elapsed
1		14:03:07.528	14:01:26.085	51.646	49.797	106.8	14:03:07.528	1		14:03:07.528	14:01:26.085	51.646	49.797	106.8	14:03:07.528
2		2:20.412	45.197	47.393	47.822	130.5	14:05:27.940	2		2:20.412	45.197	47.393	47.822	130.5	14:05:27.940
3		2:22.499	46.649	46.672	49.178	135.1	14:07:50.439	3		2:22.499	46.649	46.672	49.178	135.1	14:07:50.439
4		2:18.547	43.350	47.565	47.632	138.8	14:10:08.986	4		2:18.547	43.350	47.565	47.632	138.8	14:10:08.986
5		2:18.493	43.439	47.126	47.928	150.6	14:12:27.479	5		2:18.493	43.439	47.126	47.928	150.6	14:12:27.479
6		2:17.344	45.206	45.711	46.427	152.1	14:14:44.823	6		2:17.344	45.206	45.711	46.427	152.1	14:14:44.823
7		2:18.014	42.433	48.692	46.889	160.2	14:17:02.837	7		2:18.014	42.433	48.692	46.889	160.2	14:17:02.837
8		2:46.717 P	43.322	46.810	1:16.585	170.8	14:19:49.554	8		2:46.717 P	43.322	46.810	1:16.585	170.8	14:19:49.554





**Autodromo Nazionale Monza**  
**BOSS GP**  
**Free Practice - 2**  
**Lap Analysis**



**57** Bruno Jarach Dallara GP2

Formula Esti Motorsport

Lap	D	Time	Sector 1	Sector 2	Sector 3	T. Spd	Elapsed
1		14:02:09.603	14:00:20.014	52.908	56.681	118.6	14:02:09.603
2		2:34.706	49.370	51.812	53.524	157.8	14:04:44.309
3		2:30.338	47.426	<b>49.113</b>	53.799	152.5	14:07:14.647
4		<b>2:29.014</b>	47.025	49.756	<b>52.233</b>	167.1	14:09:43.661
5		2:35.816 P	<b>44.981</b>	50.252	1:00.583	167.4	14:12:19.477

**66** Andreas Fiedler Dallara GP2

Formula Fiedler Racing

Lap	D	Time	Sector 1	Sector 2	Sector 3	T. Spd	Elapsed
1		14:03:16.679	14:01:26.870	50.085	59.724	110.5	14:03:16.679
2		<b>2:13.797</b>	40.298	45.837	47.662	210.5	14:05:30.476
3		2:30.932 P	43.384	<b>45.060</b>	1:02.488	155.1	14:08:01.408
4		3:51.957	2:13.141	51.252	<b>47.564</b>	213.4	14:11:53.365
5		2:33.627 P	<b>40.194</b>	51.505	1:01.928	197.4	14:14:26.992

**77** Checco Malavasi Dallara GP2

Formula Scuderia Palladio

Lap	D	Time	Sector 1	Sector 2	Sector 3	T. Spd	Elapsed
1		14:01:51.902	14:00:12.099	51.457	48.346	125.5	14:01:51.902
2		2:21.133	44.930	48.761	47.442	166.4	14:04:13.035
3		2:34.244	45.101	47.514	1:01.629	172.5	14:06:47.279
4		2:14.095	42.524	47.827	43.744	215.5	14:09:01.374
5		<b>2:09.116</b>	<b>40.505</b>	45.019	<b>43.592</b>	216.4	14:11:10.490
6		2:12.860	41.157	<b>44.806</b>	46.897	229.2	14:13:23.350
7		2:48.983	51.936	57.312	59.735	166.6	14:16:12.333
8		2:29.820 P	46.729	47.768	55.323	156.9	14:18:42.153

**133** Michael Grosse-Aschhoff Dallara GP2

Formula Asche-Racing

Lap	D	Time	Sector 1	Sector 2	Sector 3	T. Spd	Elapsed
1		14:03:31.663	14:01:43.617	52.194	<b>55.852</b>	113.2	14:03:31.663
2		<b>2:34.531</b>	<b>45.605</b>	<b>50.876</b>	58.050	183.9	14:06:06.194
3		2:42.369 P	47.982	51.104	1:03.283	142.2	14:08:48.563

**181** Stefan Eisinger-Sewald Ralt RT23

Super Lights Red Rose Racing

Lap	D	Time	Sector 1	Sector 2	Sector 3	T. Spd	Elapsed
1		14:01:49.026	14:00:07.229	47.550	54.247	145.5	14:01:49.026
2		2:21.629	42.963	48.607	50.059	173.9	14:04:10.655
3		2:23.786	44.228	48.401	51.157	156.5	14:06:34.441
4		2:20.850	<b>42.534</b>	48.938	49.378	199.6	14:08:55.291
5		2:22.259	43.466	50.339	<b>48.454</b>	171.1	14:11:17.550
6		<b>2:19.933</b>	43.589	<b>47.030</b>	49.314	164.1	14:13:37.483
7		2:22.673	44.860	49.002	48.811	155.8	14:16:00.156
8		2:20.078	42.963	48.345	48.770	192.5	14:18:20.234
9		3:02.011 P	47.225	55.101	1:19.685	154.9	14:21:22.245



Autodromo Nazionale Monza

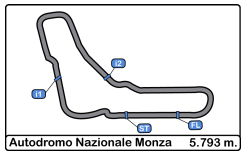
BOSS GP

Free Practice - 2

Best Sectors Results



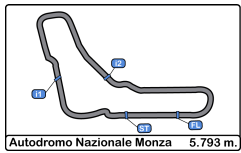
Sector - 1			Sector - 2			Sector - 3			Ideal Lap vs Best Lap						
Clas	Nº	Driver	Time	Nº	Driver	Time	Nº	Driver	Time	Clas	Nº	Driver	Ideal Lap	Best Lap	Clas
1	10	Antonio Pizzonia	34.789	1	Ingo Gerstl	38.822	10	Antonio Pizzonia	39.083	1	10	Antonio Pizzonia	1:52.955	1:53.735	1
2	1	Ingo Gerstl	35.069	10	Antonio Pizzonia	39.083	32	Simone Colombo	40.131	2	1	Ingo Gerstl	1:54.077	1:54.317	2
3	32	Simone Colombo	35.659	32	Simone Colombo	39.799	1	Ingo Gerstl	40.186	3	32	Simone Colombo	1:55.589	1:56.325	3
4	21	David Richert	37.145	21	David Richert	40.977	21	David Richert	42.600	4	21	David Richert	2:00.722	2:01.727	4
5	11	Paul O'Connell	37.252	11	Paul O'Connell	41.621	11	Paul O'Connell	42.627	5	11	Paul O'Connell	2:01.500	2:02.425	5
6	27	Marco Ghiotto	38.338	27	Marco Ghiotto	42.082	18	Juju Noda	43.085	6	27	Marco Ghiotto	2:03.721	2:03.721	6
7	18	Juju Noda	38.955	18	Juju Noda	42.642	27	Marco Ghiotto	43.301	7	18	Juju Noda	2:04.682	2:06.205	7
8	66	Andreas Fiedler	40.194	77	Checco Malavasi	44.806	77	Checco Malavasi	43.592	8	77	Checco Malavasi	2:08.903	2:09.116	8
9	77	Checco Malavasi	40.505	66	Andreas Fiedler	45.060	42	Felix Grosse-Aschhoff	46.427	9	66	Andreas Fiedler	2:12.818	2:13.797	9
10	42	Felix Grosse-Aschhoff	42.433	42	Felix Grosse-Aschhoff	45.711	66	Andreas Fiedler	47.564	10	42	Felix Grosse-Aschhoff	2:14.571	2:17.344	10
11	18	Stefan Eisinger-Sewald	42.534	181	Stefan Eisinger-Sewald	47.030	181	Stefan Eisinger-Sewald	48.454	11	181	Stefan Eisinger-Sewald	2:18.018	2:19.933	11
12	57	Bruno Jarach	44.981	57	Bruno Jarach	49.113	57	Bruno Jarach	52.233	12	57	Bruno Jarach	2:26.327	2:29.014	12
13	13	Michael Grosse-Aschhoff	45.605	133	Michael Grosse-Aschhoff	50.876	133	Michael Grosse-Aschhoff	55.852	13	133	Michael Grosse-Aschhoff	2:32.333	2:34.531	13



**Autodromo Nazionale Monza**  
**BOSS GP**  
**Free Practice - 2**  
**Best 5 Lap Times**



Cls	N°	Driver	Nat	Cat	Cls	Team	Nat	Vehicle	Best 1		Best 2		Best 3		Best 4		Best 5	
									Time	Lap	Time	Lap	Time	Lap	Time	Lap	Time	Lap
1	10	Antonio Pizzonia		Ope	1	HS Engineering		Dallara World Series	1:53.735	5	1:55.247	3	1:55.885	4	1:57.062	2	2:03.265	6
2	1	Ingo Gerstl		F1	1	Team Top Speed		Toro Rosso F1 -	1:54.317	5	1:55.309	4	1:59.089	3	2:03.642	2	2:14.324	6
3	32	Simone Colombo		Formul a	1	M.M. Motorsport		Dallara GP2	1:56.325	8	1:56.649	6	1:57.119	7	1:57.292	4	1:59.286	3
4	21	David Richert		Formul a	2	M.M. Motorsport		Dallara GP2	2:01.727	8	2:02.228	5	2:05.863	3	2:07.431	4	2:07.555	6
5	11	Paul O'Connell		Ope	2	HS Engineering		Dallara World Series	2:02.425	6	2:04.407	5	2:04.619	8	2:06.195	7	2:06.326	4
6	27	Marco Ghiotto		Formul a	3	Scuderia Palladio		Dallara GP2	2:03.721	7	2:04.286	8	2:05.014	6	2:06.990	5	2:09.409	3
7	18	Juju Noda		Formul a	4	HS Engineering		Dallara World Series	2:06.205	6	2:07.523	7	2:08.342	2	2:19.222	3	2:24.583	4
8	77	Checco Malavasi		Formul a	5	Scuderia Palladio		Dallara GP2	2:09.116	5	2:12.860	6	2:14.095	4	2:21.133	2	2:29.820	8
9	66	Andreas Fiedler		Formul a	6	Fiedler Racing		Dallara GP2	2:13.797	2	2:30.932	3	2:33.627	5	3:51.957	4		
10	42	Felix Grosse-Aschhoff		Formul a	7	Asche-Racing		Dallara GP2	2:17.344	6	2:18.014	7	2:18.493	5	2:18.547	4	2:20.412	2
11	181	Stefan Eisinger-Sewald		Super Lights	1	Red Rose Racing		Ralt RT23	2:19.933	6	2:20.078	8	2:20.850	4	2:21.629	2	2:22.259	5
12	57	Bruno Jarach		Formul a	8	Esti Motorsport		Dallara GP2	2:29.014	4	2:30.338	3	2:34.706	2	2:35.816	5		
13	133	Michael Grosse-Aschhoff		Formul a	9	Asche-Racing		Dallara GP2	2:34.531	2	2:42.369	3						



**Autodromo Nazionale Monza**  
**BOSS GP**  
**Free Practice - 2**  
**Best 5 Top Speeds**









Clas	N°	Driver	Nat	Cat	Cls	Team	Nat	Vehicle	Top 1		Top 2		Top 3		Top 4		Top 5		Avg		
									Km/h	Lap	Km/h	Lap	Km/h	Lap	Km/h	Lap	Km/h	Lap			
1	32	Simone Colombo		ITA	Formul a	1	M.M. Motorsport		ITA	Dallara GP2	268.6	9	251.1	5	248.8	8	248.8	10	246.0	6	252.7
2	10	Antonio Pizzonia		BRA	Ope	1	HS Engineering		ITA	Dallara World Series	258.3	3	243.2	6	242.6	8	242.1	5	235.8	2	244.4
3	21	David Richert		CAN	Formul a	2	M.M. Motorsport		ITA	Dallara GP2	241.6	4	235.8	5	230.2	6	221.3	9	210.1	3	227.8
4	11	Paul O'Connell		ITA	Ope	2	HS Engineering		ITA	Dallara World Series	232.7	9	231.2	8	226.8	6	224.5	4	218.1	5	226.7
5	27	Marco Ghiotto		ITA	Formul a	3	Scuderia Palladio		ITA	Dallara GP2	230.7	3	230.7	4	227.3	9	209.7	6	204.9	8	220.7
6	77	Checco Malavasi		ITA	Formul a	4	Scuderia Palladio		ITA	Dallara GP2	229.2	6	216.4	5	215.5	4	172.5	3	166.6	7	200.0
7	1	Ingo Gerstl		AUT	F1	1	Team Top Speed		AUT	Toro Rosso F1 - STR1	224.0	6	220.8	5	209.3	4	208.4	2	192.5	3	211.0
8	18	Juju Noda		JPN	Formul a	5	HS Engineering		ITA	Dallara World Series	221.3	8	218.6	7	211.3	3	203.7	6	195.6	4	210.1
9	66	Andreas Fiedler		DEU	Formul a	6	Fiedler Racing		DEU	Dallara GP2	213.4	4	210.5	2	197.4	5	155.1	3	110.5	1	177.4
10	181	Stefan Eisinger-Sewald		AUT	Super Lights	1	Red Rose Racing		AUT	Ralt RT23	199.6	4	192.5	8	173.9	2	171.1	5	164.1	6	180.2
11	133	Michael Grosse-Aschhoff		DEU	Formul a	7	Asche-Racing		AUT	Dallara GP2	183.9	2	142.2	3	113.2	1					146.4
12	42	Felix Grosse-Aschhoff		DEU	Formul a	8	Asche-Racing		AUT	Dallara GP2	170.8	8	160.2	7	152.1	6	150.6	5	138.8	4	154.5
13	57	Bruno Jarach		ITA	Formul a	9	Esti Motorsport		ITA	Dallara GP2	167.4	5	167.1	4	157.8	2	152.5	3	118.6	1	152.7



Autodromo Nazionale Monza  
BOSS GP  
Free Practice - 2  
Fastest Laps Sequence



Lap	Time of Day	Session Time	N° Driver	Nat	Cat	Team	Nat	Vehicle	Time	Km/h
2	14:03:37.292	4:37.292	10 Antonio Pizzonia	 BRA	Open	HS Engineering	 AUT	Dallara World	1:57.062	178.1
3	14:05:32.539	6:32.539	10 Antonio Pizzonia	 BRA	Open	HS Engineering	 AUT	Dallara World	1:55.247	180.9
5	14:09:22.159	10:22.159	10 Antonio Pizzonia	 BRA	Open	HS Engineering	 AUT	Dallara World	1:53.735	183.3





**Autodromo Nazionale Monza**  
**BOSS GP**  
**Free Practice - 2**  
**Event Best Maximum Speed**



N°	Driver	Nat	Cat	Clas	Team	Nat	Vehicle	Km/h	Session
10	Antonio Pizzonia		BRN	Ope	1	HS Engineering		299.1	Free Practice - 1
11	Paul O'Connell		IRE	Ope	2	HS Engineering		288.7	Free Practice - 1
27	Marco Ghiotto		ITA	Formul	1	Scuderia Palladio		284.2	Free Practice - 1
32	Simone Colombo		ITA	Formul	2	M.M. Motorsport		283.4	Free Practice - 1
1	Ingo Gerstl		AUT	F1	1	Team Top Speed		263.4	Free Practice - 1
21	David Richert		CAN	Formul	3	M.M. Motorsport		262.1	Free Practice - 1
77	Checco Malavasi		ITA	Formul	4	Scuderia Palladio		251.7	Free Practice - 1
18	Juju Noda		JPN	Formul	5	HS Engineering		221.3	Free Practice - 2
66	Andreas Fiedler		DEU	Formul	6	Fiedler Racing		213.4	Free Practice - 2
133	Michael Grosse-Aschhoff		DEU	Formul	7	Asche-Racing		208.4	Free Practice - 1
181	Stefan Eisinger-Sewald		AUT	Super	1	Red Rose Racing		199.6	Free Practice - 2
57	Bruno Jarach		ITA	Formul	8	Esti Motorsport		190.8	Free Practice - 1
42	Felix Grosse-Aschhoff		DEU	Formul	9	Asche-Racing		170.8	Free Practice - 2



Autodromo Nazionale Monza

BOSS GP

Free Practice - 2

Pit Stop Analysis



10

Antonio Pizzonia

Dallara World Series V8 - T12

Open

HS Engineering

N°	In Day Time	In Time	Out Time	Pit Time	T. Pit Time	Handicap	Diff.
1	14:11:19.859	14:11:19.859	14:15:07.583	3:47.724	3:47.724		

18

Juju Noda

Dallara World Series V8 - T12

Formula

HS Engineering

N°	In Day Time	In Time	Out Time	Pit Time	T. Pit Time	Handicap	Diff.
1	14:08:56.871	14:08:56.871	14:11:03.076	2:06.205	2:06.205		

66

Andreas Fiedler

Dallara GP2

Formula

Fiedler Racing

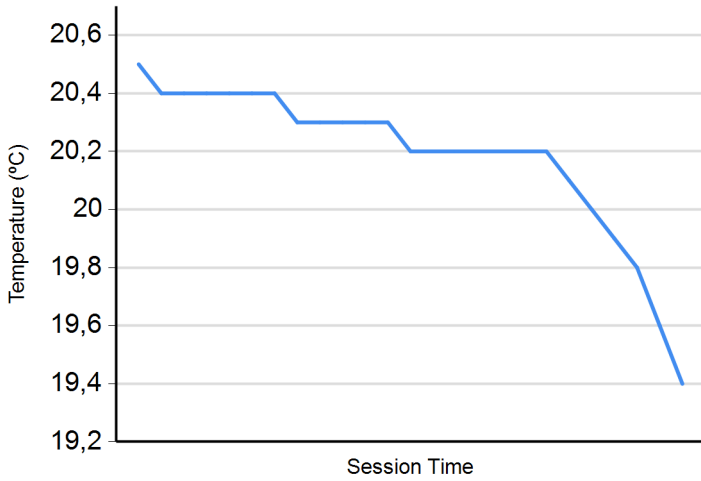
N°	In Day Time	In Time	Out Time	Pit Time	T. Pit Time	Handicap	Diff.
1	14:07:56.157	14:07:56.157	14:09:33.577	1:37.420	1:37.420		



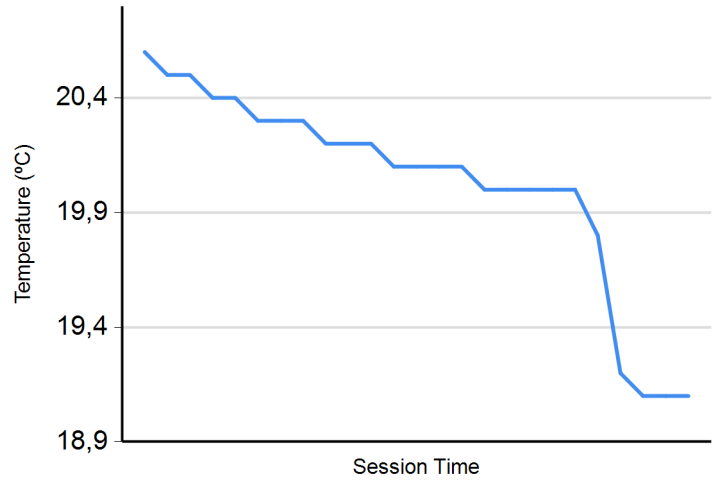
**Autodromo Nazionale Monza**  
**BOSS GP**  
**Free Practice - 2**  
**Weather Report**



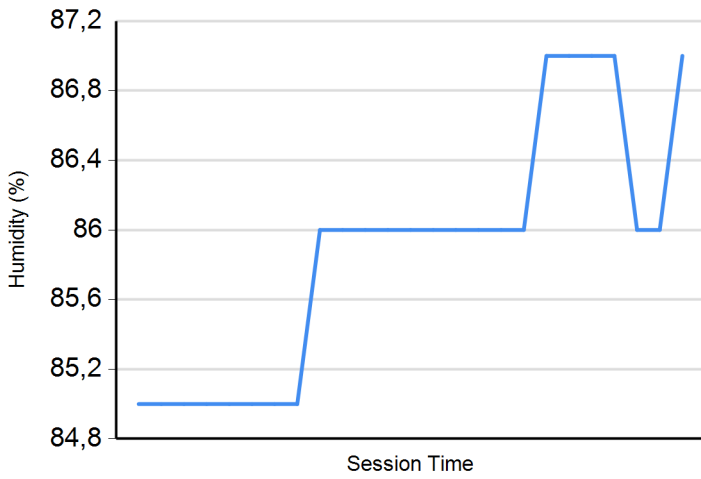
**Air Temperature**



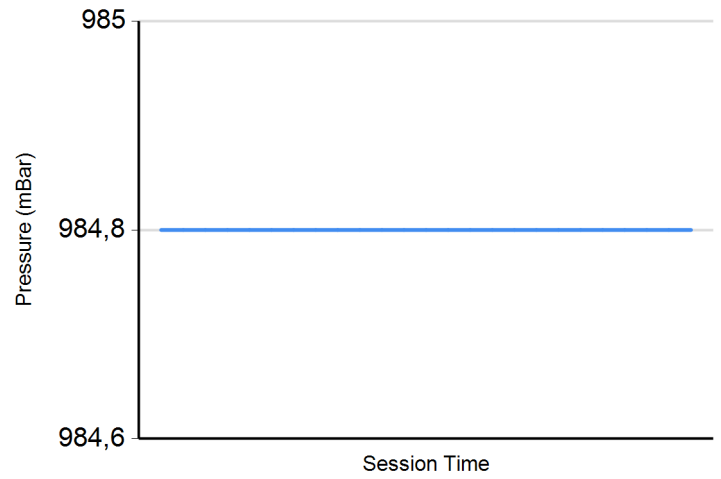
**Track Temperature**



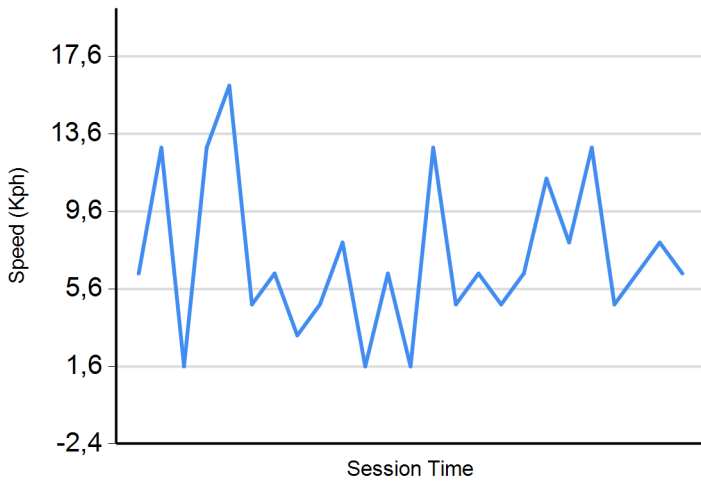
**Humidity**



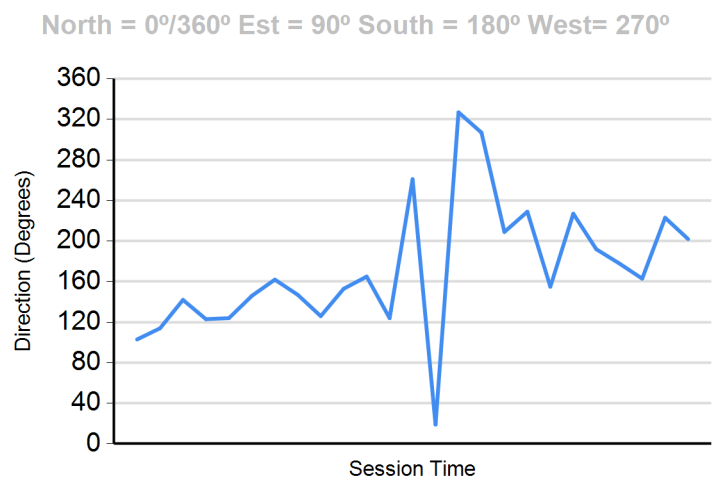
**Pressure**



**Wind Speed**



**Wind direction**





**Autodromo Nazionale Monza**  
**BOSS GP**  
**Free Practice - 1 - 2**  
**Combined Results**



Autodromo Nazionale Monza 5.793 m.

Cls	N°	Driver	Nat	Cat	Clas	Team	Nat	Vehicle	Laps	FP1	FP2	Best	Gap	Interval	Km/h			
1	1	Ingo Gerstl		AUT	F1	1	Team Top Speed		Toro Rosso F1 - STR1	14	1:47.172	8	1:54.317	5	1:47.172	194.5		
2	10	Antonio Pizzonia		BRA	Open	1	HS Engineering		Dallara World Series	20	1:47.178	11	1:53.735	5	1:47.178	0.006	0.006	194.5
3	32	Simone Colombo		ITA	Form	1	M.M. Motorsport		Dallara GP2	20	1:50.695	9	1:56.325	8	1:50.695	3.523	3.517	188.3
4	21	David Richert		CAN	Form	2	M.M. Motorsport		Dallara GP2	21	1:52.312	8	2:01.727	8	1:52.312	5.140	1.617	185.6
5	11	Paul O'Connell		IRL	Open	2	HS Engineering		Dallara World Series	22	1:53.244	12	2:02.425	6	1:53.244	6.072	0.932	184.1
6	77	Checco Malavasi		ITA	Form	3	Scuderia Palladio		Dallara GP2	20	1:57.635	11	2:09.116	5	1:57.635	10.463	4.391	177.2
7	18	Juju Noda		JPN	Form	4	HS Engineering		Dallara World Series	20	1:58.777	9	2:06.205	6	1:58.777	11.605	1.142	175.5
8	27	Marco Ghiotto		ITA	Form	5	Scuderia Palladio		Dallara GP2	13	1:59.288	2	2:03.721	7	1:59.288	12.116	0.511	174.8
9	66	Andreas Fiedler		DEU	Form	6	Fiedler Racing		Dallara GP2	6	9:17:23.2	1	2:13.797	2	2:13.797	26.625	14.509	155.8
10	57	Bruno Jarach		ITA	Form	7	Esti Motorsport		Dallara GP2	12	2:14.567	6	2:29.014	4	2:14.567	27.395	0.770	154.9
11	42	Felix Grosse-		DEU	Form	8	Asche-Racing		Dallara GP2	9	9:12:53.3	1	2:17.344	6	2:17.344	30.172	2.777	151.8
12	13	Michael Grosse-		DEU	Form	9	Asche-Racing		Dallara GP2	10	2:17.925	6	2:34.531	2	2:17.925	30.753	0.581	151.2
13	18	Stefan Eisinger-		AUT	Supé	1	Red Rose Racing		Ralt RT23	11	2:55.630	2	2:19.933	6	2:19.933	32.761	2.008	149.0

Published at:.....

**Race Director:**

**Timekeeper:**

Luis Garcia  
 JOB-1605-ESP/M

