

Misano Circuit Sic 58 4.226 m

Misano Racing Weekend, 22-23 Luglio 2023
Boss GP - Results Race 2

Laps 14 = 59,164 km - Avg 171,631 km/h - Race Time 20'40.976

No.	Driver	Nat	Entrant	Team	Car	Class	Laps	Time	Gap	Rel.	Fastest Lap
1	10 PIZZONIA Antonio	BRA	HS Engineering	HS Engineering	Dallara WS V8-T12	OPEN	14	20'40.976		3	1'22.995
2	31 PAGNI BUZAID Adriano	BRA	M.M. Motorsport	M.M. Motorsport	Dallara GP2	FORM	14	20'55.069	14.093	14.093	4 1'24.135
3	12 SLEGELMILHS Haralds	LAT	HS Engineering	HS Engineering	Dallara WS V8-T12	FORM	14	20'55.873	14.897	0.804	5 1'24.364
4	32 COLOMBO Simone	ITA	M.M. Motorsport	M.M. Motorsport	Dallara GP2	FORM	14	21'15.754	34.778	19.881	10 1'26.262
5	27 GHIOTTO Marco	ITA	Ghiotto Marco		Dallara GP2	FORM	14	21'16.000	35.024	0.246	10 1'26.312
6	77 MALAVASI Checco	ITA	Malavasi		Dallara GP2	FORM	14	21'30.788	49.812	14.788	10 1'26.685
7	81 FAGGIONATO Marc	MCO	M.M. Motorsport	M.M. Motorsport	Dallara GP2	FORM	14	21'32.780	51.804	1.992	6 1'26.890
8	55 MINELLI Marco	ITA	Minelli Marco	AM Sport System	Dallara WS V8-T12	FORM	13	21'03.260	1 Lap	1 Lap	3 1'31.618
9	57 JARACH Bruno	ITA	Jarach		Dallara GP2	FORM	13	21'25.030	1 Lap	21.770	8 1'32.457
10	16 MATILE Nicolas	MCO	Matile Nicolas		Lola Auto GP	FORM	13	21'43.887	1 Lap	18.857	6 1'34.033
11	118 CLAUSNITZER Henry	DEU	Clausnitzer		Tatuus WS by Renault	SL	12	21'35.177	2 Laps	1 Lap	6 1'41.681
12	36 COLACINO Walter	ITA	Colacino Walter		Lola T96/50 F3000	SL	8	14'59.841	6 Laps	4 Laps	4 1'41.196
13	61 PEYRE Jean-Christophe	FRA	Peyre		Lola Auto GP	FORM	5	9'35.213	9 Laps	3 Laps	3 1'36.273
----- Not Classified -----											
NS	11 O'CONNELL Paul	IRL	HS Engineering	HS Engineering	Dallara WS T02	OPEN					
NS	93 RUPPRECHTER Roland	AUT	Rupprechter Roland		Dallara GP2	FORM					
NS	33 ROSI Alessandro	ITA	Rosi Alessandro		Dallara WS V8-T12	FORM					

Starting: 16 Classified: 13 Not Classified: 0 Retired: 0 Not Started: 3
 Fastest Lap N. 3 No. 10 Antonio Pizzonia Time 1'22.995 Avg. 183,307 Km/h

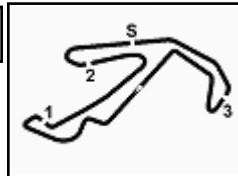
Humidity:	AIR
Condition:	DRY Track

Clerk of the Course : Massimiliano Ghinassi

Race Director : Werner Aichinger

23/07/2023	Start 12:53	End 13:15
------------	----------------	--------------




Misano Racing Weekend, 22-23 Luglio 2023
Boss GP - Results by Class Race 2
Classe Formula

Laps 14 = 59,164 km - Avg 169,704 km/h - Race Time 20'55.069

No.	Driver	Nat	Entrant	Team	Car	Laps	Time	Gap	Rel.	Fastest Lap
1	31 PAGNI BUZAID Adriano	BRA	M.M. Motorsport	M.M. Motorsport	Dallara GP2	14	20'55.069		4	1'24.135
2	12 SLEGELMILHS Haralds	LAT	HS Engineering	HS Engineering	Dallara WS V8-T12	14	20'55.873	0.804	0.804	5 1'24.364
3	32 COLOMBO Simone	ITA	M.M. Motorsport	M.M. Motorsport	Dallara GP2	14	21'15.754	20.685	19.881	10 1'26.262
4	27 GHIOTTO Marco	ITA	Ghiotto Marco		Dallara GP2	14	21'16.000	20.931	0.246	10 1'26.312
5	77 MALAVASI Checco	ITA	Malavasi		Dallara GP2	14	21'30.788	35.719	14.788	10 1'26.685
6	81 FAGGIONATO Marc	MCO	M.M. Motorsport	M.M. Motorsport	Dallara GP2	14	21'32.780	37.711	1.992	6 1'26.890
7	55 MINELLI Marco	ITA	Minelli Marco	AM Sport System	Dallara WS V8-T12	13	21'03.260	1 Lap	1 Lap	3 1'31.618
8	57 JARACH Bruno	ITA	Jarach		Dallara GP2	13	21'25.030	1 Lap	21.770	8 1'32.457
9	16 MATILE Nicolas	MCO	Matile Nicolas		Lola Auto GP	13	21'43.887	1 Lap	18.857	6 1'34.033
10	61 PEYRE Jean-Christophe	FRA	Peyre		Lola Auto GP	5	9'35.213	9 Laps	8 Laps	3 1'36.273
----- Not Classified -----										
NS	93 RUPPRECHTER Roland	AUT	Rupprechter Roland		Dallara GP2					
NS	33 ROSI Alessandro	ITA	Rosi Alessandro		Dallara WS V8-T12					

Starting: 12 Classified: 10 Not Classified: 0 Retired: 0 Not Started: 2

Fastest Lap N. 4 No. 31 Adriano Pagni Buzaid Time 1'24.135 Avg. 180,824 Km/h

Classe Open

Laps 14 = 59,164 km - Avg 171,631 km/h - Race Time 20'40.976

No.	Driver	Nat	Entrant	Team	Car	Laps	Time	Gap	Rel.	Fastest Lap
1	10 PIZZONIA Antonio	BRA	HS Engineering	HS Engineering	Dallara WS V8-T12	14	20'40.976		3	1'22.995
----- Not Classified -----										
NS	11 O'CONNELL Paul	IRL	HS Engineering	HS Engineering	Dallara WS T02					

Starting: 2 Classified: 1 Not Classified: 0 Retired: 0 Not Started: 1

Fastest Lap N. 3 No. 10 Antonio Pizzonia Time 1'22.995 Avg. 183,307 Km/h

Classe Super Lights

Laps 12 = 50,712 km - Avg 140,956 km/h - Race Time 21'35.177

No.	Driver	Nat	Entrant	Team	Car	Laps	Time	Gap	Rel.	Fastest Lap
1	118 CLAUSNITZER Henry	DEU	Clausnitzer		Tatuus WS by Renault	12	21'35.177		6	1'41.681
2	36 COLACINO Walter	ITA	Colacino Walter		Lola T96/50 F3000	8	14'59.841	4 Laps	4 Laps	4 1'41.196

Starting: 2 Classified: 2 Not Classified: 0 Retired: 0 Not Started: 0

Fastest Lap N. 4 No. 36 Walter Colacino Time 1'41.196 Avg. 150,338 Km/h

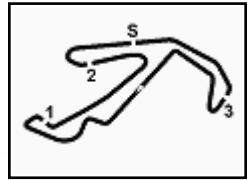
Humidity:	AIR
Condition:	DRY Track

Clerk of the Course : Massimiliano Ghinassi

Race Director : Werner Aichinger

	Start	End
23/07/2023	12:53	13:15





Misano Circuit Sic 58 4.226 m

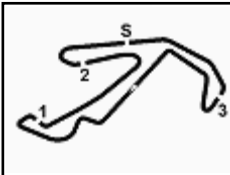
Misano Racing Weekend, 22-23 Luglio 2023

Boss GP - Lap Chart Race 2

		Lap													
	1	2	3	4	5	6	7	8	9	10	11	12	13	14	
1	10	10	10	10	10	10	10	10	10	10	10	10	10	10	
2	31	31	31	31	31	31	31	31	31	31	31	31	31	31	
3	12	12	12	12	12	12	12	12	12	12	12	12	12	12	
4	32	32	32	32	32	32	32	32	32	32	32	32	32	32	
5	27	27	27	27	27	27	27	27	27	27	27	27	27	27	
6	81	81	81	81	81	81	81	81	81	81	77	77	77	77	
7	77	77	77	77	77	77	77	77	77	77	81	81	81	81	
8	55	55	55	55	55	55	55	55	55	55	55	55	55	55	
9	61	57	57	57	57	57	57	57	57	57	57	57	57	57	
10	57	61	61	16	16	16	16	16	16	16	16	16	16	16	
11	16	16	16	61	118	118	118	118	118	118	118	118	118	118	
12	118	118	118	118	36	36	36	36							
13	36	36	36	36	61										

Final Result			
1	10	PIZZONIA A.	Laps 14
2	31	PAGNI BUZAID A.	14.093
3	12	SLEGELMILHS H.	14.897
4	32	COLOMBO S.	34.778
5	27	GHIOTTO M.	35.024
6	77	MALAVASI C.	49.812
7	81	FAGGIONATO M.	51.804
8	55	MINELLI M.	1 Lap
9	57	JARACH B.	1 Lap
10	16	MATILE N.	1 Lap
11	118	CLAUSNITZER H.	2 Laps
12	36	COLACINO W.	6 Laps
13	61	PEYRE J.	9 Laps
NS	33	ROSI A.	
NS	11	O'CONNELL P.	
NS	93	RUPPRECHTER R.	





Misano Racing Weekend, 22-23 Luglio 2023
Boss GP - Best Sectors & Speed Race 2

Misano Circuit Sic 58.4.226 m

RESULTS

1	10 PIZZONIA Antonio	Dallara WS V8-T12	Laps 14
2	31 PAGNI BUZAIAD Adriano	Dallara GP2	14.093
3	12 SLEGELMILHS Haralds	Dallara WS V8-T12	14.897
4	32 COLOMBO Simone	Dallara GP2	34.778
5	27 GHIOTTO Marco	Dallara GP2	35.024
6	77 MALAVASI Checco	Dallara GP2	49.812
7	81 FAGGIONATO Marc	Dallara GP2	51.804
8	55 MINELLI Marco	Dallara WS V8-T12	1 Lap
9	57 JARACH Bruno	Dallara GP2	1 Lap
10	16 MATILE Nicolas	Lola Auto GP	1 Lap
11	118 CLAUSNITZER Henry	Tatuus WS bv Renault	2 Laps
12	36 COLACINO Walter	Lola T96/50 F3000	6 Laps
13	61 PEYRE Jean-Christophe	Lola Auto GP	9 Laps
NS	11 O'CONNELL Paul	Dallara WS T02	
NS	33 ROSI Alessandro	Dallara WS V8-T12	
NS	93 RUPPRECHTER Roland	Dallara GP2	

SPEED

1	10 PIZZONIA Antonio	Dallara WS V8-T12	262,1
2	27 GHIOTTO Marco	Dallara GP2	255,9
3	77 MALAVASI Checco	Dallara GP2	254,7
4	81 FAGGIONATO Marc	Dallara GP2	252,9
5	32 COLOMBO Simone	Dallara GP2	252,9
6	31 PAGNI BUZAIAD Adriano	Dallara GP2	252,9
7	57 JARACH Bruno	Dallara GP2	251,7
8	12 SLEGELMILHS Haralds	Dallara WS V8-T12	243,2
9	55 MINELLI Marco	Dallara WS V8-T12	239,5
10	16 MATILE Nicolas	Lola Auto GP	236,8
11	61 PEYRE Jean-Christophe	Lola Auto GP	234,8
12	118 CLAUSNITZER Henry	Tatuus WS by Renault	209,3
13	36 COLACINO Walter	Lola T96/50 F3000	208,5

SEG. 1

1	12 SLEGELMILHS Haralds	21.484
2	31 PAGNI BUZAIAD Adriano	21.505
3	10 PIZZONIA Antonio	21.510
4	32 COLOMBO Simone	22.328
5	81 FAGGIONATO Marc	22.353
6	27 GHIOTTO Marco	22.574
7	77 MALAVASI Checco	22.815
8	55 MINELLI Marco	23.320
9	16 MATILE Nicolas	24.000
10	57 JARACH Bruno	24.346
11	61 PEYRE Jean-Christophe	24.787
12	36 COLACINO Walter	25.672
13	118 CLAUSNITZER Henry	25.724

SEG. 2

1	10 PIZZONIA Antonio	20.007
2	31 PAGNI BUZAIAD Adriano	20.598
3	12 SLEGELMILHS Haralds	20.635
4	27 GHIOTTO Marco	20.851
5	77 MALAVASI Checco	20.860
6	32 COLOMBO Simone	20.913
7	81 FAGGIONATO Marc	21.001
8	57 JARACH Bruno	21.731
9	55 MINELLI Marco	21.995
10	16 MATILE Nicolas	22.225
11	61 PEYRE Jean-Christophe	23.053
12	118 CLAUSNITZER Henry	24.840
13	36 COLACINO Walter	24.858

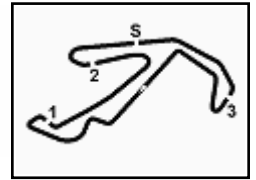
SEG. 3

1	10 PIZZONIA Antonio	22.778
2	31 PAGNI BUZAIAD Adriano	23.262
3	27 GHIOTTO Marco	23.496
4	12 SLEGELMILHS Haralds	23.562
5	32 COLOMBO Simone	23.687
6	77 MALAVASI Checco	23.699
7	81 FAGGIONATO Marc	23.852
8	55 MINELLI Marco	25.131
9	57 JARACH Bruno	25.643
10	16 MATILE Nicolas	25.922
11	61 PEYRE Jean-Christophe	26.396
12	36 COLACINO Walter	28.035
13	118 CLAUSNITZER Henry	28.045

SEG. 4

1	10 PIZZONIA Antonio	18.627
2	12 SLEGELMILHS Haralds	18.659
3	31 PAGNI BUZAIAD Adriano	18.756
4	27 GHIOTTO Marco	19.028
5	32 COLOMBO Simone	19.140
6	77 MALAVASI Checco	19.182
7	81 FAGGIONATO Marc	19.528
8	55 MINELLI Marco	20.335
9	57 JARACH Bruno	20.549
10	16 MATILE Nicolas	21.273
11	61 PEYRE Jean-Christophe	21.615
12	36 COLACINO Walter	22.169
13	118 CLAUSNITZER Henry	22.346





Misano Racing Weekend, 22-23 Luglio 2023

Boss GP - Chronological Analysis Race 2

Misano Circuit Sic 58 4.226 m

Start at 12:53'42.606

1 / 2

10 A. PIZZONIA (1'22.995)							
Lap	Seg.1	Seg.2	Seg.3	Seg.4	Lap Time	km/h	Local Time
1		35.240	38.073	25.117	2'23.406	174,8	12:56'06.012
2	21.885	20.342	23.623	18.751	1'24.601	244,9	12:57'30.613
3	21.542	20.007	22.819	18.627	1'22.995	262,1	12:58'53.608
4	21.510	20.409	22.985	18.949	1'23.853	259,6	13:00'17.461
5	21.537	20.076	22.839	18.713	1'23.165	259,6	13:01'40.626
6	21.821	20.373	23.161	19.126	1'24.481	258,4	13:03'05.107
7	21.808	20.246	23.141	18.722	1'23.917	260,9	13:04'29.024
8	21.905	20.240	23.014	18.962	1'24.121	260,9	13:05'53.145
9	22.076	20.493	23.143	19.006	1'24.718	259,6	13:07'17.863
10	21.840	20.257	23.673	19.205	1'24.975	259,6	13:08'42.838
11	21.977	20.392	22.999	20.715	1'26.083	259,6	13:10'08.921
12	22.323	20.969	23.599	19.062	1'25.953	260,2	13:11'34.874
13	21.875	20.295	22.778	18.722	1'23.670	262,1	13:12'58.544
14	22.145	20.464	23.293	19.136	1'25.038	259,6	13:14'23.582
Race Time 20'40.976							

12	22.757	21.112	23.763	19.028	1'26.660	255,3	13:12'03.960
13	22.999	20.987	23.772	19.625	1'27.383	253,5	13:13'31.343
14	22.924	21.170	23.767	19.402	1'27.263	255,9	13:14'58.606
Race Time 21'16.000							

12 H. SLEGLMILHS (1'24.364)							
Lap	Seg.1	Seg.2	Seg.3	Seg.4	Lap Time	km/h	Local Time
1		28.288	36.548	24.708	2'24.568	177,6	12:56'07.174
2	22.067	21.000	23.704	18.970	1'25.741	240,5	12:57'32.915
3	21.611	20.700	23.646	18.713	1'24.670	241,1	12:58'57.585
4	21.484	20.740	23.577	18.686	1'24.487	240,5	13:00'22.072
5	21.508	20.635	23.562	18.659	1'24.364	240,0	13:01'46.436
6	21.585	20.678	23.767	19.311	1'25.341	238,9	13:03'11.777
7	21.814	21.013	23.724	19.013	1'25.564	241,1	13:04'37.341
8	21.952	20.920	23.776	18.892	1'25.540	241,6	13:06'02.881
9	22.174	20.989	23.727	18.873	1'25.763	243,2	13:07'28.644
10	22.087	20.779	23.672	19.010	1'25.548	241,1	13:08'54.192
11	22.020	21.067	23.745	18.867	1'25.699	240,5	13:10'19.891
12	22.100	20.957	23.829	19.810	1'26.696	241,1	13:11'46.587
13	22.060	20.766	23.904	19.399	1'26.129	241,1	13:13'12.716
14	21.974	20.954	23.743	19.092	1'25.763	241,6	13:14'38.479
Race Time 20'55.873							

31 A. PAGNI BUZAID (1'24.135)							
Lap	Seg.1	Seg.2	Seg.3	Seg.4	Lap Time	km/h	Local Time
1		29.373	37.658	24.963	2'23.968	176,8	12:56'06.574
2	22.000	20.630	23.450	18.948	1'25.028	251,2	12:57'31.602
3	21.856	20.727	23.442	18.756	1'24.781	251,7	12:58'56.383
4	21.505	20.598	23.262	18.770	1'24.135	252,9	13:00'20.518
5	21.669	20.674	23.299	18.759	1'24.401	251,7	13:01'44.919
6	22.302	20.745	23.853	19.424	1'26.324	251,2	13:03'11.243
7	22.037	20.715	23.731	19.079	1'25.562	251,7	13:04'36.805
8	21.962	20.896	23.540	19.304	1'25.702	252,9	13:06'02.507
9	22.131	20.895	23.558	19.177	1'25.761	252,3	13:07'28.268
10	21.784	20.686	23.641	18.969	1'25.080	250,6	13:08'53.348
11	21.961	20.946	23.693	19.343	1'25.943	250,6	13:10'19.291
12	22.098	20.741	23.541	19.634	1'26.014	251,2	13:11'45.305
13	22.282	20.871	23.643	19.708	1'26.504	251,7	13:13'11.809
14	22.077	20.871	23.719	19.199	1'25.866	251,7	13:14'37.675
Race Time 20'55.069							

16 N. MATILE (1'34.033)							
Lap	Seg.1	Seg.2	Seg.3	Seg.4	Lap Time	km/h	Local Time
1		26.665	29.513	22.735	2'41.726	232,3	12:56'24.332
2	24.791	23.485	26.915	22.040	1'37.231	232,3	12:58'01.563
3	24.487	22.653	26.139	21.436	1'34.715	234,3	12:59'36.278
4	24.003	22.481	26.587	21.273	1'34.344	234,3	13:01'10.622
5	24.049	22.560	25.922	21.601	1'34.132	234,3	13:02'44.754
6	24.251	22.285	26.169	21.328	1'34.033	235,8	13:04'18.787
7	24.082	22.225	26.220	21.707	1'34.234	236,3	13:05'53.021
8	24.453	22.535	25.970	21.785	1'34.743	235,3	13:07'27.764
9	25.738	22.722	26.297	21.443	1'36.200	234,3	13:09'03.964
10	24.297	22.631	26.421	22.423	1'35.772	234,3	13:10'39.736
11	24.363	22.848	26.339	21.529	1'35.079	234,3	13:12'14.815
12	24.000	23.475	27.214	21.516	1'36.205	193,5	13:13'51.020
13	24.580	22.822	26.518	21.553	1'35.473	236,8	13:15'26.493
Race Time 21'43.887							

32 S. COLOMBO (1'26.262)							
Lap	Seg.1	Seg.2	Seg.3	Seg.4	Lap Time	km/h	Local Time
1		27.767	36.775	24.170	2'25.140	210,1	12:56'07.746
2	23.255	21.377	23.829	19.518	1'27.979	251,2	12:57'35.725
3	22.455	21.110	23.927	19.328	1'26.820	250,6	12:59'02.545
4	22.649	21.160	23.687	19.204	1'26.700	251,2	13:00'29.245
5	22.614	21.180	23.931	19.207	1'26.932	250,0	13:01'56.177
6	22.375	20.913	23.907	19.353	1'26.548	249,4	13:03'22.725
7	22.798	21.275	24.027	19.434	1'27.534	249,4	13:04'50.259
8	22.554	21.011	23.807	19.256	1'26.628	251,7	13:06'16.887
9	22.555	21.076	23.735	19.258	1'26.624	251,7	13:07'43.511
10	22.386	20.938	23.798	19.140	1'26.262	250,0	13:09'09.773
11	22.371	21.218	24.043	19.582	1'27.214	252,3	13:10'36.987
12	22.493	21.124	23.765	19.374	1'26.756	250,0	13:12'03.743
13	22.328	21.075	24.046	19.941	1'27.390	250,6	13:13'31.133
14	22.570	21.363	23.827	19.467	1'27.227	252,9	13:14'58.360
Race Time 21'15.754							

27 M. GHOTTO (1'26.312)							
Lap	Seg.1	Seg.2	Seg.3	Seg.4	Lap Time	km/h	Local Time
1		27.606	36.722	23.734	2'25.732	225,5	12:56'08.338
2	23.191	21.278	23.811	19.513	1'27.793	251,7	12:57'36.131
3	22.741	21.245	23.698	19.237	1'26.921	254,1	12:59'03.052
4	22.927	20.947	23.496	19.228	1'26.598	254,7	13:00'29.650
5	22.640	21.206	23.823	19.293	1'26.962	252,3	13:01'56.612
6	22.702	20.902	23.546	19.368	1'26.518	252,9	13:03'23.130
7	22.781	21.373	23.841	19.648	1'27.643	255,3	13:04'50.773
8	22.631	20.851	23.702	19.360	1'26.544	255,9	13:06'17.317
9	22.705	21.033	23.627	19.235	1'26.600	254,7	13:07'43.917
10	22.626	20.911	23.572	19.203	1'26.312	253,5	13:09'10.229
11	22.574	21.137	23.870	19.490	1'27.071	255,9	13:10'37.300

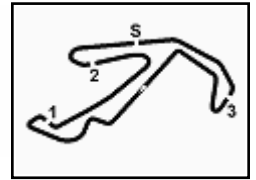
36 W. COLACINO (1'41.196)							
Lap	Seg.1	Seg.2	Seg.3	Seg.4	Lap Time	km/h	Local Time
1		27.484	31.111	23.889	2'46.971	200,0	12:56'29.577
2	26.490	25.040	28.723	22.830	1'43.083	204,2	12:58'12.660
3	26.052	25.103	28.035	22.289	1'41.479	208,1	12:59'54.139
4	25.856	24.955	28.216	22.169	1'41.196	208,5	13:01'35.335
5	25.672	24.858	29.275	22.540	1'42.345	205,3	13:03'17.680
6	25.900	25.122	28.751	23.101	1'42.874	206,5	13:05'00.554
7	25.845	27.197	32.449	24.790	1'50.281	190,8	13:06'50.835
8	28.219	29.183	30.710	23.500	1'51.612	203,0	13:08'42.447
Race Time 14'59.841							

55 M. MINELLI (1'31.618)							
Lap	Seg.1	Seg.2	Seg.3	Seg.4	Lap Time	km/h	Local Time
1		26.839	35.629	23.002	2'29.060	153,4	12:56'11.666
2	24.904	22.264	25.729	20.360	1'33.257	236,3	12:57'44.923
3	23.521	22.463	25.131	20.503	1'31.618	237,9	12:59'16.541
4	23.735	22.344	25.655	20.335	1'32.069	239,5	13:00'48.610
5	23.320	22.642	25.419	20.431	1'31.812	237,4	13:02'20.422
6	23.395	22.140	25.682	20.463	1'31.680	236,8	13:03'52.102
7	23.399	22.013	26.106	20.498	1'32.016	236,3	13:05'24.118
8	23.833	22.399	26.123	20.395	1'32.750	235,3	13:06'56.868
9	24.816	22.653	25.578	20.594	1'33.641	234,3	13:08'30.509
10	23.504	22.492	26.594	20.779	1'33.369	235,8	13:10'03.878
11	23.371	22.170	27.910	20.475	1'33.926	233,3	13:11'37.804

23/07/2023

P = Pits In/Out - C = Lap Time Cancelled





Misano Racing Weekend, 22-23 Luglio 2023

Boss GP - Chronological Analysis Race 2

Misano Circuit Sic 58 4.226 m

2 / 2

Start at 12:53'42.606

12	23.809	21.995	26.715	23.077	1'35.596	233,8	13:13'13.400
13	23.601	22.360	25.612	20.893	1'32.466	236,8	13:14'45.866
Race Time 21'03.260							

57 B. JARACH (1'32.457)							
Lap	Seg.1	Seg.2	Seg.3	Seg.4	Lap Time	km/h	Local Time
1		25.818	28.508	21.627	2'33.055	232,8	12:56'15.661
2	24.745	22.438	26.277	20.853	1'34.313	249,4	12:57'49.974
3	24.759	22.115	26.325	21.736	1'34.935	251,2	12:59'24.909
4	24.908	22.055	26.299	20.916	1'34.178	251,7	13:00'59.087
5	24.346	22.004	26.275	21.071	1'33.696	250,0	13:02'32.783
6	24.465	21.958	25.935	20.731	1'33.089	251,7	13:04'05.872
7	24.397	21.900	25.902	20.684	1'32.883	251,7	13:05'38.755
8	24.428	21.837	25.643	20.549	1'32.457	251,2	13:07'11.212
9	24.349	21.731	26.119	21.376	1'33.575	246,6	13:08'44.787
10	24.815	22.295	26.133	21.122	1'34.365	247,7	13:10'19.152
11	25.492	22.095	26.097	21.081	1'34.765	249,4	13:11'53.917
12	24.402	22.402	26.451	21.059	1'34.314	250,6	13:13'28.231
13	24.505	23.663	27.995	23.242	1'39.405	247,1	13:15'07.636
Race Time 21'25.030							

61 J. PEYRE (1'36.273)							
Lap	Seg.1	Seg.2	Seg.3	Seg.4	Lap Time	km/h	Local Time
1		26.595	33.722	23.063	2'31.778	162,4	12:56'14.384
2	25.004	23.311	27.210	21.615	1'37.140	233,8	12:57'51.524
3	24.787	23.053	26.396	22.037	1'36.273	234,8	12:59'27.797
4	26.321	24.672	32.178	23.107	1'46.278	209,3	13:01'14.075
5	26.845	23.273	30.600	43.026	2'03.744P	192,2	13:03'17.819
Race Time 9'35.213							

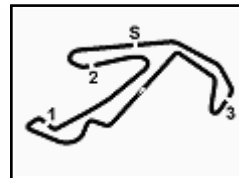
77 C. MALAVASI (1'26.685)							
Lap	Seg.1	Seg.2	Seg.3	Seg.4	Lap Time	km/h	Local Time
1		27.006	35.611	23.660	2'27.363	202,6	12:56'09.969
2	23.780	21.867	24.333	19.807	1'29.787	251,7	12:57'39.756
3	23.218	20.985	23.753	19.381	1'27.337	251,7	12:59'07.093
4	22.937	21.328	24.112	19.450	1'27.827	253,5	13:00'34.920
5	23.004	21.291	24.049	19.526	1'27.870	253,5	13:02'02.790
6	23.304	21.093	24.124	19.331	1'27.852	252,3	13:03'30.642
7	23.168	21.174	24.269	20.408	1'29.019	252,9	13:04'59.661
8	23.737	21.416	23.922	19.263	1'28.338	252,9	13:06'27.999
9	23.019	21.085	23.699	19.608	1'27.411	254,7	13:07'55.410
10	22.815	20.860	23.828	19.182	1'26.685	252,3	13:09'22.095
11	22.967	21.388	23.888	19.314	1'27.557	251,7	13:10'49.652
12	23.142	21.347	24.076	19.291	1'27.856	250,0	13:12'17.508
13	22.875	21.156	23.987	19.318	1'27.336	252,9	13:13'44.844
14	22.832	21.246	24.464	20.008	1'28.550	251,7	13:15'13.394
Race Time 21'30.788							

81 M. FAGGIONATO (1'26.890)							
Lap	Seg.1	Seg.2	Seg.3	Seg.4	Lap Time	km/h	Local Time
1		27.098	35.974	23.675	2'26.767	200,4	12:56'09.373
2	23.317	21.876	24.084	19.932	1'29.209	251,7	12:57'38.582
3	22.939	21.308	23.852	19.635	1'27.734	252,3	12:59'06.316
4	23.045	21.026	23.970	19.620	1'27.661	251,7	13:00'33.977
5	22.589	21.393	23.984	19.785	1'27.751	251,2	13:02'01.728
6	22.353	21.111	23.898	19.528	1'26.890	251,2	13:03'28.618
7	22.586	21.236	25.387	19.700	1'28.909	248,8	13:04'57.527
8	23.671	21.167	23.987	19.919	1'28.744	251,2	13:06'26.271
9	22.624	21.090	24.158	19.685	1'27.557	251,2	13:07'53.828
10	23.075	21.038	24.162	19.764	1'28.039	247,7	13:09'21.867
11	23.718	21.321	24.285	19.678	1'29.002	248,3	13:10'50.869
12	22.874	21.557	24.350	19.747	1'28.528	248,8	13:12'19.397
13	22.835	21.181	24.298	19.761	1'28.075	250,6	13:13'47.472
14	22.665	21.001	24.240	20.008	1'27.914	252,9	13:15'15.386
Race Time 21'32.780							

23/07/2023

P = Pits In/Out - C = Lap Time Cancelled





Misano Circuit Sic 58 4.226 m

Misano Racing Weekend, 22-23 Luglio 2023
Boss GP - Starting Grid - Race 2 (Duration: 25')

8	93	RUPPRECHTER R.	Dallara 1'44.007	33	ROSI A.	Dallara
7	16	MATILE N.	Lola 1'30.778	36	COLACINO W.	Lola 1'42.716
6	57	JARACH B.	Dallara 1'34.330	118	CLAUSNITZER H.	Tatuus 1'41.325
5	55	MINELLI M. AM Sport System	Dallara 1'30.459	61	PEYRE J.	Lola 1'33.775
4	77	MALAVASI C.	Dallara 1'26.165	11	O'CONNELL P. HS Engineering	Dallara 1'27.780
3	27	GHIOTTO M.	Dallara 1'25.211	81	FAGGIONATO M. M.M. Motorsport	Dallara 1'25.896
2	12	SLEGELMILHS H. HS Engineering	Dallara 1'24.132	32	COLOMBO S. M.M. Motorsport	Dallara 1'24.912
1	10	PIZZONIA A. HS Engineering	Dallara 1'22.259	31	PAGNI BUZAID A. M.M. Motorsport	Dallara 1'23.630

Car n. 16 (Matile N.) has been demoted 3 places per Stewards decision n. 16

