
Misano Racing Weekend, 22-23 Luglio 2023
Boss GP - Results Qualifying

Misano Circuit Sic 58 4.226 m

1 / 2

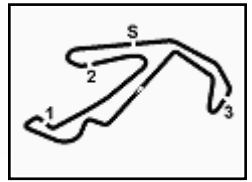
| No. Driver | Nat | Entrant | Team | Car | Class | Time | Gap | Rel. | Laps |
|------------------------------------|-----|--------------------|-----------------|----------------------|-------|-----------------|--------|-------|------|
| 1 10 PIZZONIA Antonio | BRA | HS Engineering | HS Engineering | Dallara WS V8-T12 | OPEN | 1'22.259 | | | 4 |
| 2 31 PAGNI BUZAI Adriano | BRA | M.M. Motorsport | M.M. Motorsport | Dallara GP2 | FORM | 1'23.630 | 1.371 | 1.371 | 5 |
| 3 12 SLEGELMILHS Haralds | LAT | HS Engineering | HS Engineering | Dallara WS V8-T12 | FORM | 1'24.132 | 1.873 | 0.502 | 5 |
| 4 32 COLOMBO Simone | ITA | M.M. Motorsport | M.M. Motorsport | Dallara GP2 | FORM | 1'24.912 | 2.653 | 0.780 | 5 |
| 5 27 GHIOTTO Marco | ITA | Ghiotto Marco | | Dallara GP2 | FORM | 1'25.211 | 2.952 | 0.299 | 4 |
| 6 23 VETTEL Fabian | DEU | Team Top Speed | Team Top Speed | Dallara GP2 | FORM | 1'25.307 | 3.048 | 0.096 | 10 |
| 7 81 FAGGIONATO Marc | MCO | M.M. Motorsport | M.M. Motorsport | Dallara GP2 | FORM | 1'25.896 | 3.637 | 0.589 | 11 |
| 8 77 MALAVASI Checco | ITA | Malavasi | | Dallara GP2 | FORM | 1'26.165 | 3.906 | 0.269 | 7 |
| 9 11 O'CONNELL Paul | IRL | HS Engineering | HS Engineering | Dallara WS T02 | OPEN | 1'27.780 | 5.521 | 1.615 | 9 |
| 10 55 MINELLI Marco | ITA | Minelli | | Dallara WS V8-T12 | FORM | 1'30.459 | 8.200 | 2.679 | 11 |
| 11 16 MATILE Nicolas | MCO | Matile Nicolas | | Lola Auto GP | FORM | 1'30.778 | 8.519 | 0.319 | 11 |
| 12 61 PEYRE Jean-Christophe | FRA | Peyre | | Lola Auto GP | FORM | 1'33.775 | 11.516 | 2.997 | 11 |
| 13 57 JARACH Bruno | ITA | Jarach | | Dallara GP2 | FORM | 1'34.330 | 12.071 | 0.555 | 6 |
| 14 118 CLAUSNITZER Henry | DEU | Clausnitzer | | Tatuus WS by Renault | SL | 1'41.325 | 19.066 | 6.995 | 4 |
| 15 36 COLACINO Walter | ITA | Colacino Walter | | Lola T96/50 F3000 | SL | 1'42.716 | 20.457 | 1.391 | 8 |
| 16 93 RUPPRECHTER Roland | AUT | Rupprechter Roland | | Dallara GP2 | FORM | 1'44.007 | 21.748 | 1.291 | 9 |
| 17 33 ROSI Alessandro | ITA | Rosi Alessandro | | Dallara WS V8-T12 | FORM | | | | 0 |
| 18 35 TINÉ Giulio | ITA | Tiné Giulio | | Lola T96/50 F3000 | SL | | | | 0 |

Condition: DRY

Clerk of the Course : Massimiliano Ghinassi

Race Director : Werner Aichinger

 Start 09:35
 End 10:07
 22/07/2023


**Misano Racing Weekend, 22-23 Luglio 2023****Boss GP - Results Qualifying**

Misano Circuit Sic 58 4.226 m

2 / 2

Penalty and Infringement

| | | | |
|-------|----|-----------------|---|
| 09.39 | 31 | A. PAGNI BUZAID | Time Deleted (1'32.853) - Exceeded Track Limits - Turn 8 |
| 09.42 | 27 | M. GHIOTTO | Time Deleted (1'25.660) - Exceeded Track Limits - Turn 16 |
| 09.42 | 12 | H. SLEGELMILHS | Time Deleted (1'24.436) - Exceeded Track Limits - Turn 16 |
| 09.50 | 81 | M. FAGGIONATO | Time Deleted (1'29.627) - Exceeded Track Limits - Turn 2 |

Fastest Laps Sequence

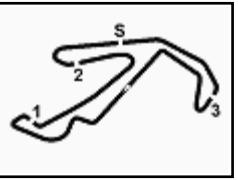
| No. | Entrant | Nat | Team | Car | Local Time | Time | Gap | Avg |
|-----|-------------|-----|-----------------|-------------------|--------------|-----------------|--------|---------|
| 32 | S. COLOMBO | ITA | M.M. Motorsport | Dallara GP2 | 09:38'47.804 | 1'26.015 | | 176,871 |
| 32 | S. COLOMBO | ITA | M.M. Motorsport | Dallara GP2 | 09:40'12.794 | 1'24.990 | -1.025 | 179,005 |
| 10 | A. PIZZONIA | BRA | HS Engineering | Dallara WS V8-T12 | 09:41'49.019 | 1'22.826 | -2.164 | 183,681 |
| 10 | A. PIZZONIA | BRA | HS Engineering | Dallara WS V8-T12 | 09:43'11.278 | 1'22.259 | -0.567 | 184,948 |

Clerk of the Course : Massimiliano Ghinassi

Race Director : Werner Aichinger

22/07/2023 Start 09:35 End 10:07





Misano Racing Weekend, 22-23 Luglio 2023
Boss GP - Best Sectors & Speed Qualifying

Misano Circuit Sic 58 4.226 m

BEST LAP

| | | | |
|----|--------------------------|----------------------|----------|
| 1 | 10 PIZZONIA Antonio | Dallara WS V8-T12 | 1'22.259 |
| 2 | 31 PAGNI BUZAIAD Adriano | Dallara GP2 | 1'23.630 |
| 3 | 12 SLEGELMILHS Haralds | Dallara WS V8-T12 | 1'24.132 |
| 4 | 32 COLOMBO Simone | Dallara GP2 | 1'24.912 |
| 5 | 27 GHIOTTO Marco | Dallara GP2 | 1'25.211 |
| 6 | 23 VETTEL Fabian | Dallara GP2 | 1'25.307 |
| 7 | 81 FAGGIONATO Marc | Dallara GP2 | 1'25.896 |
| 8 | 77 MALAVASI Checco | Dallara GP2 | 1'26.165 |
| 9 | 11 O'CONNELL Paul | Dallara WS T02 | 1'27.780 |
| 10 | 55 MINELLI Marco | Dallara WS V8-T12 | 1'30.459 |
| 11 | 16 MATILE Nicolas | Lola Auto GP | 1'30.778 |
| 12 | 61 PEYRE Jean-Christophe | Lola Auto GP | 1'33.775 |
| 13 | 57 JARACH Bruno | Dallara GP2 | 1'34.330 |
| 14 | 118 CLAUSNITZER Henry | Tatuus WS by Renault | 1'41.325 |
| 15 | 36 COLACINO Walter | Lola T96/50 F3000 | 1'42.716 |
| 16 | 93 RUPPRECHTER Roland | Dallara GP2 | 1'44.007 |
| 17 | 33 ROSI Alessandro | Dallara WS V8-T12 | |
| 18 | 35 TINÉ Giulio | Lola T96/50 F3000 | |

SPEED

| | | | |
|----|--------------------------|----------------------|-------|
| 1 | 23 VETTEL Fabian | Dallara GP2 | 259,0 |
| 2 | 10 PIZZONIA Antonio | Dallara WS V8-T12 | 259,0 |
| 3 | 27 GHIOTTO Marco | Dallara GP2 | 253,5 |
| 4 | 31 PAGNI BUZAIAD Adriano | Dallara GP2 | 253,5 |
| 5 | 81 FAGGIONATO Marc | Dallara GP2 | 253,5 |
| 6 | 77 MALAVASI Checco | Dallara GP2 | 252,9 |
| 7 | 32 COLOMBO Simone | Dallara GP2 | 252,9 |
| 8 | 57 JARACH Bruno | Dallara GP2 | 248,8 |
| 9 | 93 RUPPRECHTER Roland | Dallara GP2 | 243,2 |
| 10 | 11 O'CONNELL Paul | Dallara WS T02 | 242,2 |
| 11 | 12 SLEGELMILHS Haralds | Dallara WS V8-T12 | 237,9 |
| 12 | 61 PEYRE Jean-Christophe | Lola Auto GP | 236,8 |
| 13 | 55 MINELLI Marco | Dallara WS V8-T12 | 235,3 |
| 14 | 16 MATILE Nicolas | Lola Auto GP | 235,3 |
| 15 | 118 CLAUSNITZER Henry | Tatuus WS by Renault | 211,4 |
| 16 | 36 COLACINO Walter | Lola T96/50 F3000 | 204,9 |

SEG. 1

| | | |
|----|--------------------------|--------|
| 1 | 31 PAGNI BUZAIAD Adriano | 21.157 |
| 2 | 10 PIZZONIA Antonio | 21.319 |
| 3 | 12 SLEGELMILHS Haralds | 21.351 |
| 4 | 23 VETTEL Fabian | 21.826 |
| 5 | 32 COLOMBO Simone | 21.879 |
| 6 | 81 FAGGIONATO Marc | 22.149 |
| 7 | 27 GHIOTTO Marco | 22.192 |
| 8 | 11 O'CONNELL Paul | 22.464 |
| 9 | 77 MALAVASI Checco | 22.494 |
| 10 | 16 MATILE Nicolas | 22.843 |
| 11 | 55 MINELLI Marco | 23.286 |
| 12 | 61 PEYRE Jean-Christophe | 23.888 |
| 13 | 57 JARACH Bruno | 24.205 |
| 14 | 118 CLAUSNITZER Henry | 25.584 |
| 15 | 93 RUPPRECHTER Roland | 26.417 |
| 16 | 36 COLACINO Walter | 26.515 |

SEG. 2

| | | |
|----|--------------------------|--------|
| 1 | 10 PIZZONIA Antonio | 19.942 |
| 2 | 81 FAGGIONATO Marc | 20.388 |
| 3 | 31 PAGNI BUZAIAD Adriano | 20.409 |
| 4 | 27 GHIOTTO Marco | 20.550 |
| 5 | 12 SLEGELMILHS Haralds | 20.579 |
| 6 | 23 VETTEL Fabian | 20.585 |
| 7 | 77 MALAVASI Checco | 20.674 |
| 8 | 32 COLOMBO Simone | 20.796 |
| 9 | 11 O'CONNELL Paul | 21.033 |
| 10 | 16 MATILE Nicolas | 21.811 |
| 11 | 55 MINELLI Marco | 21.819 |
| 12 | 57 JARACH Bruno | 22.131 |
| 13 | 61 PEYRE Jean-Christophe | 22.424 |
| 14 | 93 RUPPRECHTER Roland | 24.394 |
| 15 | 118 CLAUSNITZER Henry | 24.668 |
| 16 | 36 COLACINO Walter | 25.044 |

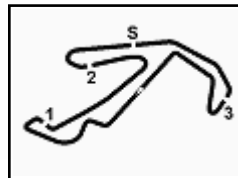
SEG. 3

| | | |
|----|--------------------------|--------|
| 1 | 10 PIZZONIA Antonio | 22.735 |
| 2 | 31 PAGNI BUZAIAD Adriano | 23.049 |
| 3 | 32 COLOMBO Simone | 23.295 |
| 4 | 27 GHIOTTO Marco | 23.460 |
| 5 | 12 SLEGELMILHS Haralds | 23.542 |
| 6 | 23 VETTEL Fabian | 23.648 |
| 7 | 77 MALAVASI Checco | 23.694 |
| 8 | 81 FAGGIONATO Marc | 23.831 |
| 9 | 11 O'CONNELL Paul | 24.325 |
| 10 | 55 MINELLI Marco | 25.373 |
| 11 | 16 MATILE Nicolas | 25.714 |
| 12 | 61 PEYRE Jean-Christophe | 25.906 |
| 13 | 57 JARACH Bruno | 26.250 |
| 14 | 93 RUPPRECHTER Roland | 28.180 |
| 15 | 36 COLACINO Walter | 28.515 |
| 16 | 118 CLAUSNITZER Henry | 28.563 |

SEG. 4

| | | |
|----|--------------------------|--------|
| 1 | 10 PIZZONIA Antonio | 18.263 |
| 2 | 12 SLEGELMILHS Haralds | 18.477 |
| 3 | 31 PAGNI BUZAIAD Adriano | 18.611 |
| 4 | 32 COLOMBO Simone | 18.749 |
| 5 | 27 GHIOTTO Marco | 18.880 |
| 6 | 77 MALAVASI Checco | 18.982 |
| 7 | 23 VETTEL Fabian | 19.063 |
| 8 | 81 FAGGIONATO Marc | 19.125 |
| 9 | 11 O'CONNELL Paul | 19.436 |
| 10 | 55 MINELLI Marco | 19.837 |
| 11 | 16 MATILE Nicolas | 20.229 |
| 12 | 57 JARACH Bruno | 20.979 |
| 13 | 61 PEYRE Jean-Christophe | 21.292 |
| 14 | 118 CLAUSNITZER Henry | 22.387 |
| 15 | 36 COLACINO Walter | 22.642 |
| 16 | 93 RUPPRECHTER Roland | 23.228 |

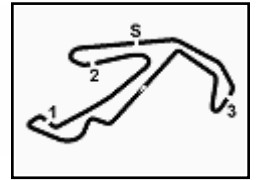



Misano Racing Weekend, 22-23 Luglio 2023
Boss GP - Ideal Time Qualifying

Misano Circuit Sic 58 4.226 m

| No. Driver | Car | Seg. 1 | Seg. 2 | Seg. 3 | Seg. 4 | Ideal Time | | |
|------------------------------------|----------------------|------------------|------------------|------------------|------------------|-----------------------------|------|-------|
| | | Diff. 1 | Diff. 2 | Diff. 3 | Diff. 4 | Best Lap | Pos. | Diff. |
| 1 10 PIZZONIA A. (BRA) | Dallara WS V8-T12 | 21.319 | 19.942 | 22.735 | 18.263 | 1'22.259 1'22.259 | 1 | |
| 2 31 PAGNI BUZAID A. (BRA) | Dallara GP2 | 21.157 +0.369 | 20.409 +0.020 | 23.049 | 18.611 +0.015 | 1'23.226 1'23.630 | 2 | 0.404 |
| 3 12 SLEGELMILHS H. (LAT) | Dallara WS V8-T12 | 21.351 | 20.579 | 23.542 +0.183 | 18.477 | 1'23.949 1'24.132 | 3 | 0.183 |
| 4 32 COLOMBO S. (ITA) | Dallara GP2 | 21.879 +0.098 | 20.796 | 23.295 | 18.749 +0.095 | 1'24.719 1'24.912 | 4 | 0.193 |
| 5 27 GHIOTTO M. (ITA) | Dallara GP2 | 22.192 | 20.550 | 23.460 +0.129 | 18.880 | 1'25.082 1'25.211 | 5 | 0.129 |
| 6 23 VETTEL F. (DEU) | Dallara GP2 | 21.826 | 20.585 | 23.648 +0.185 | 19.063 | 1'25.122 1'25.307 | 6 | 0.185 |
| 7 81 FAGGIONATO M. (MCO) | Dallara GP2 | 22.149 | 20.388 | 23.831 +0.255 | 19.125 +0.148 | 1'25.493 1'25.896 | 7 | 0.403 |
| 8 77 MALAVASI C. (ITA) | Dallara GP2 | 22.494 +0.321 | 20.674 | 23.694 | 18.982 | 1'25.844 1'26.165 | 8 | 0.321 |
| 9 11 O'CONNELL P. (IRL) | Dallara WS T02 | 22.464 +0.223 | 21.033 +0.299 | 24.325 | 19.436 | 1'27.258 1'27.780 | 9 | 0.522 |
| 10 55 MINELLI M. (ITA) | Dallara WS V8-T12 | 23.286 +0.002 | 21.819 +0.025 | 25.373 +0.117 | 19.837 | 1'30.315 1'30.459 | 10 | 0.144 |
| 11 16 MATILE N. (MCO) | Lola Auto GP | 22.843 +0.126 | 21.811 | 25.714 +0.055 | 20.229 | 1'30.597 1'30.778 | 11 | 0.181 |
| 12 61 PEYRE J. (FRA) | Lola Auto GP | 23.888 +0.224 | 22.424 +0.041 | 25.906 | 21.292 | 1'33.510 1'33.775 | 12 | 0.265 |
| 13 57 JARACH B. (ITA) | Dallara GP2 | 24.205 +0.459 | 22.131 | 26.250 +0.306 | 20.979 | 1'33.565 1'34.330 | 13 | 0.765 |
| 14 118 CLAUSNITZER H. (DEU) | Tatuus WS by Renault | 25.584 | 24.668 | 28.563 +0.123 | 22.387 | 1'41.202 1'41.325 | 14 | 0.123 |
| 15 93 RUPPRECHTER R. (AUT) | Dallara GP2 | 26.417 +0.603 | 24.394 +0.655 | 28.180 +0.530 | 23.228 | 1'42.219 1'44.007 | 16 | 1.788 |
| 16 36 COLACINO W. (ITA) | Lola T96/50 F3000 | 26.515 | 25.044 | 28.515 | 22.642 | 1'42.716 1'42.716 | 15 | |
| 33 ROSI A. (ITA) | Dallara WS V8-T12 | | | | | | | |
| 35 TINÉ G. (ITA) | Lola T96/50 F3000 | | | | | | | |
| Overall Ideal Time | | 21.157 | 19.942 | 22.735 | 18.263 | 1'22.097 | | |





Misano Racing Weekend, 22-23 Luglio 2023

Boss GP - Chronological Analysis Qualifying

| | | | | | | | |
|----|---------------|---------------|---------------|---------------|-----------------|--------------|--------------|
| 1 | | 31.433 | 31.823 | 26.690 | | 226,9 | 9:47'35.573 |
| 2 | 27.654 | 23.841 | 26.522 | 21.908 | 1'39.925 | 233,8 | 9:49'15.498 |
| 3 | 24.707 | 23.418 | 26.531 | 21.605 | 1'36.261 | 234,8 | 9:50'51.759 |
| 4 | 24.262 | 23.027 | 26.579 | 21.793 | 1'35.661 | 235,3 | 9:52'27.420 |
| 5 | 24.715 | 22.506 | 25.944 | 22.144 | 1'35.309 | 235,3 | 9:54'02.729 |
| 6 | 24.800 | 25.605 | 29.658 | 22.212 | 1'42.275 | 231,3 | 9:55'45.004 |
| 7 | 24.657 | 23.006 | 26.134 | 21.389 | 1'35.186 | 234,8 | 9:57'20.190 |
| 8 | 23.888 | 22.675 | 26.211 | 21.558 | 1'34.332 | 235,8 | 9:58'54.522 |
| 9 | 25.515 | 22.739 | 26.109 | 21.467 | 1'35.830 | 235,8 | 10:00'30.352 |
| 10 | 24.556 | 22.424 | 26.159 | 21.360 | 1'34.499 | 236,8 | 10:02'04.851 |
| 11 | 24.112 | 22.465 | 25.906 | 21.292 | 1'33.775 | 235,3 | 10:03'38.626 |
| 12 | 24.190 | 22.713 | 26.335 | 21.499 | 1'34.737 | 235,8 | 10:05'13.363 |

77 C. MALAVASI (1'26.165)

| Lap | Seg.1 | Seg.2 | Seg.3 | Seg.4 | Lap Time | km/h | Local Time |
|-----|---------------|---------------|---------------|---------------|-----------------|--------------|-------------|
| 1 | | 25.158 | 30.565 | 25.273 | | 245,5 | 9:47'29.360 |
| 2 | 27.583 | 22.585 | 24.980 | 20.135 | 1'35.283 | 250,0 | 9:49'04.643 |
| 3 | 22.999 | 20.928 | 24.096 | 19.811 | 1'27.834 | 252,3 | 9:50'32.477 |
| 4 | 22.494 | 21.336 | 24.429 | 19.310 | 1'27.569 | 251,7 | 9:52'00.046 |
| 5 | 22.815 | 20.674 | 23.694 | 18.982 | 1'26.165 | 252,9 | 9:53'26.211 |
| 6 | 24.852 | 30.737 | 29.532 | 21.516 | 1'46.637 | 215,6 | 9:55'12.848 |
| 7 | 22.712 | 21.008 | 23.979 | 19.026 | 1'26.725 | 251,7 | 9:56'39.573 |
| 8 | 30.885 | 32.867 | 34.820 | 39.620 | 2'18.192P | 170,1 | 9:58'57.765 |

81 M. FAGGIONATO (1'25.896)

| Lap | Seg.1 | Seg.2 | Seg.3 | Seg.4 | Lap Time | km/h | Local Time |
|-----|---------------|---------------|---------------|---------------|-----------------|--------------|--------------|
| 1 | | 24.582 | 27.159 | 21.985 | | 239,5 | 9:48'27.872 |
| 2 | 23.795 | 21.629 | 25.837 | 19.539 | 1'30.800 | 246,0 | 9:49'58.672 |
| 3 | 23.717 | 21.232 | 25.212 | 19.466 | 1'29.627C | 249,4 | 9:51'28.299 |
| 4 | 22.304 | 20.875 | 24.515 | 19.125 | 1'26.819 | 250,6 | 9:52'55.118 |
| 5 | 22.618 | 21.052 | 24.456 | 19.192 | 1'27.318 | 251,7 | 9:54'22.436 |
| 6 | 22.208 | 20.943 | 23.831 | 20.153 | 1'27.135 | 251,2 | 9:55'49.571 |
| 7 | 24.349 | 23.013 | 28.543 | 21.275 | 1'37.180 | 207,3 | 9:57'26.751 |
| 8 | 22.509 | 20.684 | 24.040 | 20.697 | 1'27.930 | 252,9 | 9:58'54.681 |
| 9 | 23.912 | 22.107 | 24.822 | 20.271 | 1'31.112 | 245,5 | 10:00'25.793 |
| 10 | 22.731 | 20.668 | 24.288 | 19.437 | 1'27.124 | 251,7 | 10:01'52.917 |
| 11 | 22.756 | 20.967 | 23.976 | 19.398 | 1'27.097 | 250,6 | 10:03'20.014 |
| 12 | 22.149 | 20.388 | 24.086 | 19.273 | 1'25.896 | 253,5 | 10:04'45.910 |

93 R. RUPPRECHTER (1'44.007)

| Lap | Seg.1 | Seg.2 | Seg.3 | Seg.4 | Lap Time | km/h | Local Time |
|-----|---------------|---------------|---------------|---------------|-----------------|--------------|--------------|
| 1 | | 30.740 | 32.996 | 25.816 | | 230,3 | 9:48'26.035 |
| 2 | 29.903 | 27.184 | 31.709 | 24.714 | 1'53.510 | 221,3 | 9:50'19.545 |
| 3 | 28.792 | 26.569 | 30.562 | 24.810 | 1'50.733 | 231,8 | 9:52'10.278 |
| 4 | 28.088 | 26.652 | 29.725 | 24.162 | 1'48.627 | 233,3 | 9:53'58.905 |
| 5 | 28.026 | 25.541 | 29.856 | 25.168 | 1'48.591 | 232,3 | 9:55'47.496 |
| 6 | 28.427 | 25.731 | 28.924 | 24.056 | 1'47.138 | 240,0 | 9:57'34.634 |
| 7 | 27.221 | 25.091 | 28.358 | 23.687 | 1'44.357 | 243,2 | 9:59'18.991 |
| 8 | 27.020 | 25.049 | 28.710 | 23.228 | 1'44.007 | 226,4 | 10:01'02.998 |
| 9 | 27.093 | 25.769 | 29.790 | 23.627 | 1'46.279 | 235,8 | 10:02'49.277 |
| 10 | 26.417 | 24.394 | 28.180 | 1'00.588 | 2'19.579P | 242,7 | 10:05'08.856 |

118 H. CLAUSNITZER (1'41.325)

| Lap | Seg.1 | Seg.2 | Seg.3 | Seg.4 | Lap Time | km/h | Local Time |
|-----|---------------|---------------|---------------|---------------|-----------------|--------------|-------------|
| 1 | | 27.985 | 32.771 | 23.853 | | 192,9 | 9:49'36.758 |
| 2 | 26.010 | 25.439 | 28.666 | 23.601 | 1'43.716 | 209,7 | 9:51'20.474 |
| 3 | 25.849 | 24.716 | 28.563 | 23.359 | 1'42.487 | 211,4 | 9:53'02.961 |
| 4 | 25.584 | 24.668 | 28.686 | 22.387 | 1'41.325 | 209,7 | 9:54'44.286 |
| 5 | 26.338 | 25.269 | 30.962 | 41.941 | 2'04.510P | 205,3 | 9:56'48.796 |

22/07/2023

P = Pits In/Out - C = Lap Time Cancelled

