
**Misano Racing Weekend, 22-23 Luglio 2023**
**Boss GP - Results Free Practice 2**

 Misano Circuit Sic 58 4.226 m  
 1 / 2

No. Driver	Nat	Entrant	Team	Car	Class	Time	Gap	Rel.	Laps
1	<b>10 PIZZONIA</b> Antonio	BRA	HS Engineering	HS Engineering	Dallara WS V8-T12	OPEN	<b>1'22.615</b>		12
2	<b>31 PAGNI BUZAI</b> Adriano	BRA	M.M. Motorsport	M.M. Motorsport	Dallara GP2	FORM	<b>1'24.818</b>	2.203	2.203 12
3	<b>32 COLOMBO</b> Simone	ITA	M.M. Motorsport	M.M. Motorsport	Dallara GP2	FORM	<b>1'25.738</b>	3.123	0.920 13
4	<b>12 SLEGELMILHS</b> Haralds	LAT	HS Engineering	HS Engineering	Dallara WS V8-T12	FORM	<b>1'26.631</b>	4.016	0.893 13
5	<b>27 GHIOTTO</b> Marco	ITA	Ghiotto Marco		Dallara GP2	FORM	<b>1'27.306</b>	4.691	0.675 8
6	<b>77 MALAVASI</b> Checco	ITA	Malavasi		Dallara GP2	FORM	<b>1'27.756</b>	5.141	0.450 9
7	<b>81 FAGGIONATO</b> Marc	MCO	M.M. Motorsport	M.M. Motorsport	Dallara GP2	FORM	<b>1'28.000</b>	5.385	0.244 12
8	<b>33 ROSI</b> Alessandro	ITA	Rosi Alessandro		Dallara WS V8-T12	FORM	<b>1'29.583</b>	6.968	1.583 11
9	<b>55 MINELLI</b> Marco	ITA	Minelli		Dallara WS V8-T12	FORM	<b>1'33.669</b>	11.054	4.086 11
10	<b>16 MATILE</b> Nicolas	MCO	Matile Nicolas		Lola Auto GP	FORM	<b>1'34.904</b>	12.289	1.235 11
11	<b>57 JARACH</b> Bruno	ITA	Jarach		Dallara GP2	FORM	<b>1'36.033</b>	13.418	1.129 10
12	<b>61 PEYRE</b> Jean-Christophe	FRA	Peyre		Lola Auto GP	FORM	<b>1'36.743</b>	14.128	0.710 9
13	<b>35 TINÉ</b> Giulio	ITA	Tiné Giulio		Lola T96/50 F3000	SL	<b>1'50.473</b>	27.858	13.730 10
14	<b>93 RUPPRECHTER</b> Roland	AUT	Rupprechter Roland		Dallara GP2	FORM	<b>1'51.278</b>	28.663	0.805 9
15	<b>11 O'CONNELL</b> Paul	IRL	HS Engineering	HS Engineering	Dallara WS T02	OPEN			2
16	<b>23 VETTEL</b> Fabian	DEU	Team Top Speed	Team Top Speed	Dallara GP2	FORM			0
17	<b>36 COLACINO</b> Walter	ITA	Colacino Walter		Lola T96/50 F3000	SL			0
18	<b>118 CLAUSNITZER</b> Henry	DEU	Clausnitzer		Tatuus WS by Renault	SL			0

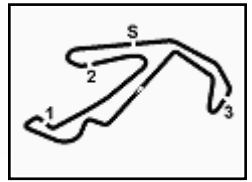
Condition: WET

Clerk of the Course : Massimiliano Ghinassi

Race Director : Werner Aichinger

	Start	End
21/07/2023	16:20	16:53





Misano Racing Weekend, 22-23 Luglio 2023

Boss GP - Results Free Practice 2

Misano Circuit Sic 58 4.226 m

2 / 2

## Penalty and Infringement

## Fastest Laps Sequence

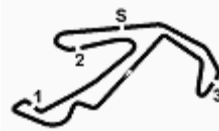
No.	Entrant	Nat	Team	Car	Local Time	Time	Gap	Avg
10	A. PIZZONIA	BRA	HS Engineering	Dallara WS V8-T12	16:35'27.650	<b>1'32.082</b>		165,218
81	M. FAGGIONATO	MCO	M.M. Motorsport	Dallara GP2	16:35'59.492	<b>1'30.889</b>	-1.193	167,387
12	H. SLEGELMILHS	LAT	HS Engineering	Dallara WS V8-T12	16:36'58.312	<b>1'29.003</b>	-1.886	170,934
31	A. PAGNI BUZAID	BRA	M.M. Motorsport	Dallara GP2	16:37'35.012	<b>1'25.599</b>	-3.404	177,731
10	A. PIZZONIA	BRA	HS Engineering	Dallara WS V8-T12	16:38'25.057	<b>1'24.176</b>	-1.423	180,736
10	A. PIZZONIA	BRA	HS Engineering	Dallara WS V8-T12	16:41'28.849	<b>1'23.338</b>	-0.838	182,553
10	A. PIZZONIA	BRA	HS Engineering	Dallara WS V8-T12	16:48'15.354	<b>1'22.615</b>	-0.723	184,151

Clerk of the Course : Massimiliano Ghinassi

Race Director : Werner Aichinger

21/07/2023 Start 16:20 End 16:53





Misano Racing Weekend, 22-23 Luglio 2023  
Boss GP - Best Sectors & Speed Free Practice 2

Misano Circuit Sic 58.4.226 m

**BEST LAP**

1	10 PIZZONIA Antonio	Dallara WS V8-T12	1'22.615
2	31 PAGNI BUZAIAD Adriano	Dallara GP2	1'24.818
3	32 COLOMBO Simone	Dallara GP2	1'25.738
4	12 SLEGELMILHS Haralds	Dallara WS V8-T12	1'26.631
5	27 GHIOTTO Marco	Dallara GP2	1'27.306
6	77 MALAVASI Checco	Dallara GP2	1'27.756
7	81 FAGGIONATO Marc	Dallara GP2	1'28.000
8	33 ROSI Alessandro	Dallara WS V8-T12	1'29.583
9	55 MINELLI Marco	Dallara WS V8-T12	1'33.669
10	16 MATILE Nicolas	Lola Auto GP	1'34.904
11	57 JARACH Bruno	Dallara GP2	1'36.033
12	61 PEYRE Jean-Christophe	Lola Auto GP	1'36.743
13	35 TINÉ Giulio	Lola T96/50 F3000	1'50.473
14	93 RUPPRECHTER Roland	Dallara GP2	1'51.278
15	11 O'CONNELL Paul	Dallara WS T02	
16	23 VETTEL Fabian	Dallara GP2	
17	36 COLACINO Walter	Lola T96/50 F3000	
18	118 CLAUSNITZER Henry	Tatuus WS bv Renault	

**SPEED**

1	10 PIZZONIA Antonio	Dallara WS V8-T12	264,1
2	27 GHIOTTO Marco	Dallara GP2	254,7
3	32 COLOMBO Simone	Dallara GP2	254,1
4	31 PAGNI BUZAIAD Adriano	Dallara GP2	254,1
5	81 FAGGIONATO Marc	Dallara GP2	252,9
6	77 MALAVASI Checco	Dallara GP2	251,7
7	57 JARACH Bruno	Dallara GP2	246,6
8	12 SLEGELMILHS Haralds	Dallara WS V8-T12	243,2
9	33 ROSI Alessandro	Dallara WS V8-T12	238,4
10	16 MATILE Nicolas	Lola Auto GP	235,3
11	61 PEYRE Jean-Christophe	Lola Auto GP	234,8
12	93 RUPPRECHTER Roland	Dallara GP2	233,8
13	55 MINELLI Marco	Dallara WS V8-T12	233,8
14	11 O'CONNELL Paul	Dallara WS T02	231,8
15	35 TINÉ Giulio	Lola T96/50 F3000	200,4

**SEG. 1**

1	31 PAGNI BUZAIAD Adriano	21.284
2	10 PIZZONIA Antonio	21.354
3	32 COLOMBO Simone	21.976
4	12 SLEGELMILHS Haralds	22.222
5	33 ROSI Alessandro	22.487
6	81 FAGGIONATO Marc	22.515
7	77 MALAVASI Checco	22.847
8	27 GHIOTTO Marco	23.007
9	55 MINELLI Marco	23.847
10	16 MATILE Nicolas	23.905
11	61 PEYRE Jean-Christophe	24.487
12	57 JARACH Bruno	24.764
13	35 TINÉ Giulio	27.618
14	93 RUPPRECHTER Roland	28.503
15	11 O'CONNELL Paul	29.922

**SEG. 2**

1	10 PIZZONIA Antonio	19.827
2	31 PAGNI BUZAIAD Adriano	20.447
3	81 FAGGIONATO Marc	20.896
4	32 COLOMBO Simone	20.924
5	12 SLEGELMILHS Haralds	20.993
6	27 GHIOTTO Marco	21.123
7	77 MALAVASI Checco	21.247
8	33 ROSI Alessandro	21.699
9	55 MINELLI Marco	22.425
10	57 JARACH Bruno	22.637
11	16 MATILE Nicolas	22.836
12	61 PEYRE Jean-Christophe	23.114
13	93 RUPPRECHTER Roland	26.072
14	35 TINÉ Giulio	26.638
15	11 O'CONNELL Paul	27.573

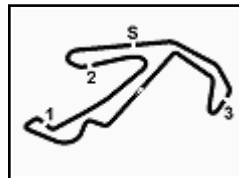
**SEG. 3**

1	10 PIZZONIA Antonio	22.926
2	31 PAGNI BUZAIAD Adriano	23.352
3	32 COLOMBO Simone	23.616
4	27 GHIOTTO Marco	23.668
5	12 SLEGELMILHS Haralds	23.856
6	77 MALAVASI Checco	23.892
7	81 FAGGIONATO Marc	24.424
8	33 ROSI Alessandro	24.873
9	55 MINELLI Marco	25.799
10	16 MATILE Nicolas	26.386
11	61 PEYRE Jean-Christophe	26.592
12	57 JARACH Bruno	27.084
13	11 O'CONNELL Paul	28.839
14	93 RUPPRECHTER Roland	30.602
15	35 TINÉ Giulio	31.201

**SEG. 4**

1	10 PIZZONIA Antonio	18.322
2	31 PAGNI BUZAIAD Adriano	18.841
3	32 COLOMBO Simone	18.959
4	27 GHIOTTO Marco	19.188
5	12 SLEGELMILHS Haralds	19.201
6	81 FAGGIONATO Marc	19.498
7	77 MALAVASI Checco	19.763
8	33 ROSI Alessandro	20.283
9	55 MINELLI Marco	20.982
10	16 MATILE Nicolas	21.373
11	57 JARACH Bruno	21.397
12	61 PEYRE Jean-Christophe	21.902
13	11 O'CONNELL Paul	24.436
14	35 TINÉ Giulio	24.835
15	93 RUPPRECHTER Roland	24.856

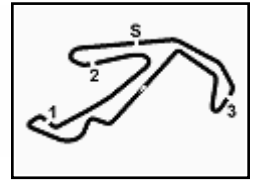



**Misano Racing Weekend, 22-23 Luglio 2023**
**Boss GP - Ideal Time Free Practice 2**

Misano Circuit Sic 58 4.226 m

No. Driver	Car	Seg. 1	Seg. 2	Seg. 3	Seg. 4	Ideal Time		
		Diff. 1	Diff. 2	Diff. 3	Diff. 4	Best Lap	Pos.	Diff.
1 <b>10 PIZZONIA A.</b> (BRA)	Dallara WS V8-T12	21.354 +0.132	19.827 +0.054	22.926	18.322	<b>1'22.429</b> 1'22.615	1	0.186
2 <b>31 PAGNI BUZAI D.</b> (BRA)	Dallara GP2	21.284 +0.220	20.447 +0.674	23.352	18.841	<b>1'23.924</b> 1'24.818	2	0.894
3 <b>32 COLOMBO S.</b> (ITA)	Dallara GP2	21.976 +0.197	20.924	23.616	18.959 +0.066	<b>1'25.475</b> 1'25.738	3	0.263
4 <b>12 SLEGELMILHS H.</b> (LAT)	Dallara WS V8-T12	22.222 +0.032	20.993 +0.301	23.856	19.201 +0.026	<b>1'26.272</b> 1'26.631	4	0.359
5 <b>27 GHIOTTO M.</b> (ITA)	Dallara GP2	23.007 +0.172	21.123 +0.148	23.668	19.188	<b>1'26.986</b> 1'27.306	5	0.320
6 <b>81 FAGGIONATO M.</b> (MCO)	Dallara GP2	22.515 +0.401	20.896	24.424 +0.132	19.498 +0.134	<b>1'27.333</b> 1'28.000	7	0.667
7 <b>77 MALAVASI C.</b> (ITA)	Dallara GP2	22.847	21.247 +0.007	23.892	19.763	<b>1'27.749</b> 1'27.756	6	0.007
8 <b>33 ROSI A.</b> (ITA)	Dallara WS V8-T12	22.487	21.699	24.873	20.283 +0.241	<b>1'29.342</b> 1'29.583	8	0.241
9 <b>55 MINELLI M.</b> (ITA)	Dallara WS V8-T12	23.847 +0.041	22.425	25.799 +0.575	20.982	<b>1'33.053</b> 1'33.669	9	0.616
10 <b>16 MATILE N.</b> (MCO)	Lola Auto GP	23.905	22.836 +0.275	26.386 +0.129	21.373	<b>1'34.500</b> 1'34.904	10	0.404
11 <b>57 JARACH B.</b> (ITA)	Dallara GP2	24.764	22.637	27.084	21.397 +0.151	<b>1'35.882</b> 1'36.033	11	0.151
12 <b>61 PEYRE J.</b> (FRA)	Lola Auto GP	24.487	23.114 +0.523	26.592 +0.125	21.902	<b>1'36.095</b> 1'36.743	12	0.648
13 <b>93 RUPPRECHTER R.</b> (AUT)	Dallara GP2	28.503 +0.455	26.072	30.602 +0.243	24.856 +0.547	<b>1'50.033</b> 1'51.278	14	1.245
14 <b>35 TINÉ G.</b> (ITA)	Lola T96/50 F3000	27.618	26.638	31.201 +0.181	24.835	<b>1'50.292</b> 1'50.473	13	0.181
<b>11 O'CONNELL P.</b> (IRL)	Dallara WS T02							
<b>23 VETTEL F.</b> (DEU)	Dallara GP2							
<b>36 COLACINO W.</b> (ITA)	Lola T96/50 F3000							
<b>118 CLAUSNITZER H.</b> (DEU)	Tatuus WS by Renault							
<b>Overall Ideal Time</b>		21.284	19.827	22.926	18.322	<b>1'22.359</b>		





**Misano Racing Weekend, 22-23 Luglio 2023**  
**Boss GP - Chronological Analysis Free Practice 2**

Misano Circuit Sic 58 4.226 m

1 / 2

10 A. PIZZONIA (1'22.615)							
Lap	Seg.1	Seg.2	Seg.3	Seg.4	Lap Time	km/h	Local Time
1		24.956	30.351	24.515		247,7	16:23'15.391
2	30.430	26.105	35.706	53.513	2'25.754CP	191,2	16:25'41.145
3	7'04.120	22.610	27.193	20.500	8'14.423P	248,8	16:33'55.568
4	22.615	21.219	28.185	20.063	1'32.082	234,8	16:35'27.650
5	25.133	24.118	24.271	19.709	1'33.231	260,2	16:37'00.881
6	21.875	20.318	23.267	18.716	1'24.176	263,4	16:38'25.057
7	21.649	20.813	35.815	22.177	1'40.454	162,2	16:40'05.511
8	21.716	19.949	23.207	18.466	1'23.338	<b>264,1</b>	16:41'28.849
9	28.744	26.005	28.854	35.708	1'59.311P	225,5	16:43'28.160
10	2'18.865	22.146	23.934	19.634	3'24.579P	258,4	16:46'52.739
11	21.486	19.881	<b>22.926</b>	<b>18.322</b>	<b>1'22.615</b>	259,6	16:48'15.354
12	<b>21.354</b>	<b>19.827</b>	31.146	20.381	1'32.708	186,9	16:49'48.062
13	21.492	20.181	27.828	34.703	1'44.204P	250,0	16:51'32.266

7	23.352	<b>21.123</b>	23.991	20.329	1'28.795	<b>254,7</b>	16:40'29.449
8	23.179	21.271	<b>23.668</b>	<b>19.188</b>	<b>1'27.306</b>	253,5	16:41'56.755
9	23.322	21.572	27.955	38.786	1'51.635P	251,2	16:43'48.390

11 P. O'CONNELL							
Lap	Seg.1	Seg.2	Seg.3	Seg.4	Lap Time	km/h	Local Time
1		<b>27.573</b>	<b>28.839</b>	<b>24.436</b>		<b>231,8</b>	16:23'17.522
2	<b>29.922</b>	28.271	34.740	55.941	2'28.874CP	227,8	16:25'46.396
3	11'30.612	29.090	36.989	48.201	13'24.892P	207,7	16:39'11.288

31 A. PAGNI BUZAID (1'24.818)							
Lap	Seg.1	Seg.2	Seg.3	Seg.4	Lap Time	km/h	Local Time
1		30.950	33.769	29.172		C 220,0	16:24'00.437
2	39.281	37.506	46.519	1'08.796	3'12.102P	121,5	16:27'12.539
3	6'14.473	24.217	25.628	20.094	7'24.412P	247,7	16:34'36.951
4	23.731	21.377	26.415	20.939	1'32.462	252,9	16:36'09.413
5	21.752	20.859	23.563	19.425	1'25.599	253,5	16:37'35.012
6	21.571	24.671	29.264	21.066	1'36.572	248,3	16:39'11.584
7	21.504	21.121	<b>23.352</b>	<b>18.841</b>	<b>1'24.818</b>	<b>254,1</b>	16:40'36.402
8	25.656	33.897	33.924	20.126	1'53.603	158,8	16:42'30.005
9	21.502	26.670	28.596	27.038	1'43.806	218,2	16:44'13.811
10	21.297	23.589	28.016	37.793	1'50.695P	204,9	16:46'04.506
11	1'30.085	33.863	34.758	29.461	3'08.167P	139,4	16:49'12.673
12	21.531	<b>20.447</b>	23.893	19.435	1'25.306	250,6	16:50'37.979
13	<b>21.284</b>	21.014	30.440	27.650	1'40.388	221,8	16:52'18.367

12 H. SLEGELMILHS (1'26.631)							
Lap	Seg.1	Seg.2	Seg.3	Seg.4	Lap Time	km/h	Local Time
1		24.841	26.620	21.692		236,8	16:23'15.946
2	28.541	24.386	34.630	49.202	2'16.759CP	233,3	16:25'32.705
3	8'46.834	23.340	26.347	20.083	9'56.604P	237,9	16:35'29.309
4	23.896	21.694	24.212	<b>19.201</b>	1'29.003	240,5	16:36'58.312
5	22.254	21.294	<b>23.856</b>	19.227	<b>1'26.631</b>	240,5	16:38'24.943
6	23.676	21.682	24.298	19.317	1'28.973	240,5	16:39'53.916
7	22.510	22.074	24.069	19.219	1'27.872	241,6	16:41'21.788
8	24.408	21.214	25.770	19.477	1'30.869	240,5	16:42'52.657
9	22.349	21.308	24.232	19.207	1'27.096	240,0	16:44'19.753
10	22.327	21.172	24.283	19.287	1'27.069	239,5	16:45'46.822
11	22.622	21.167	25.008	24.853	1'33.650	<b>243,2</b>	16:47'20.472
12	<b>22.222</b>	21.363	24.795	20.063	1'28.443	241,1	16:48'48.915
13	22.308	<b>20.993</b>	24.024	20.714	1'28.039	237,4	16:50'16.954
14	24.150	22.491	26.016	34.952	1'47.609P	231,8	16:52'04.563

32 S. COLOMBO (1'25.738)							
Lap	Seg.1	Seg.2	Seg.3	Seg.4	Lap Time	km/h	Local Time
1		29.173	29.302	23.432		240,0	16:23'24.405
2	32.509	30.611	34.280	58.593	2'35.993CP	200,7	16:26'00.398
3	7'26.391	25.662	26.460	20.910	8'39.423P	245,5	16:34'39.821
4	23.732	22.318	24.396	20.456	1'30.902	251,2	16:36'10.723
5	22.604	20.949	23.747	19.075	1'26.375	252,9	16:37'37.098
6	26.548	23.175	25.966	20.274	1'35.963	248,3	16:39'13.061
7	22.191	21.046	23.664	<b>18.959</b>	1'25.860	<b>254,1</b>	16:40'38.921
8	25.613	32.365	34.650	20.338	1'52.966	167,4	16:42'31.887
9	22.273	21.124	24.904	21.380	1'29.681	251,7	16:44'01.568
10	26.182	23.683	27.078	22.323	1'39.266	244,3	16:45'40.834
11	22.173	<b>20.924</b>	<b>23.616</b>	19.025	<b>1'25.738</b>	251,2	16:47'06.572
12	26.546	28.589	34.610	31.047	2'00.792	176,5	16:49'07.364
13	<b>21.976</b>	20.944	27.753	29.128	1'39.801	250,6	16:50'47.165
14	22.219	20.938	23.956	19.364	1'26.477	247,7	16:52'13.642

16 N. MATILE (1'34.904)							
Lap	Seg.1	Seg.2	Seg.3	Seg.4	Lap Time	km/h	Local Time
1		38.408	49.232	52.731		C 138,3	16:25'38.901
2	7'33.309	29.099	30.572	24.236	8'57.216P	229,8	16:34'36.117
3	26.752	26.028	34.721	38.989	2'06.490P	198,9	16:36'42.607
4	54.686	24.603	27.753	23.537	2'10.579P	233,8	16:38'53.186
5	25.407	24.050	28.116	22.546	1'40.119	226,4	16:40'33.305
6	24.716	23.116	26.947	21.993	1'36.772	234,8	16:42'10.077
7	24.405	23.540	26.852	22.072	1'36.869	234,8	16:43'46.946
8	27.029	24.821	41.685	23.981	1'57.516	189,8	16:45'44.462
9	25.402	23.819	27.127	21.826	1'38.174	234,8	16:47'22.636
10	24.180	23.108	<b>26.386</b>	21.509	1'35.183	<b>235,3</b>	16:48'57.819
11	<b>23.905</b>	23.111	26.515	<b>21.373</b>	<b>1'34.904</b>	233,3	16:50'32.723
12	24.100	<b>22.836</b>	30.322	38.944	1'56.202P	227,8	16:52'28.925

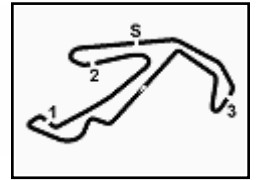
33 A. ROSI (1'29.583)							
Lap	Seg.1	Seg.2	Seg.3	Seg.4	Lap Time	km/h	Local Time
1		29.737	33.121	30.309		197,1	16:23'22.558
2	39.368	34.545	41.049	49.675	2'44.637CP	153,6	16:26'07.195
3	6'50.491	26.762	28.612	22.464	8'08.329P	224,5	16:34'15.524
4	24.741	23.251	25.605	21.099	1'34.696	234,8	16:35'50.220
5	23.771	23.451	25.569	20.749	1'33.540	236,8	16:37'23.760
6	25.476	22.996	25.065	<b>20.283</b>	1'33.820	236,8	16:38'57.580
7	23.277	22.432	25.302	36.981	1'47.992P	<b>238,4</b>	16:40'45.572
8	2'00.242	25.023	27.725	21.922	3'14.912P	228,3	16:44'00.484
9	28.407	23.685	28.130	22.173	1'42.395	229,8	16:45'42.879
10	23.980	22.278	24.909	20.318	1'31.485	236,8	16:47'14.364
11	22.703	21.927	26.289	20.289	1'31.208	236,8	16:48'45.572
12	<b>22.487</b>	<b>21.699</b>	<b>24.873</b>	20.524	<b>1'29.583</b>	234,8	16:50'15.155

27 M. GHIOTTO (1'27.306)							
Lap	Seg.1	Seg.2	Seg.3	Seg.4	Lap Time	km/h	Local Time
1		27.358	28.657	24.298		248,3	16:23'18.955
2	29.265	29.650	35.037	1'03.335	2'37.287CP	224,1	16:25'56.242
3	7'21.915	24.083	26.708	20.947	8'33.653P	247,7	16:34'29.895
4	24.003	22.588	24.451	19.889	1'30.931	251,2	16:36'00.826
5	<b>23.007</b>	21.300	24.896	20.425	1'29.628	253,5	16:37'30.454
6	23.104	21.124	25.891	20.081	1'30.200	254,1	16:39'00.654

35 G. TINÉ (1'50.473)							
Lap	Seg.1	Seg.2	Seg.3	Seg.4	Lap Time	km/h	Local Time
1							16:23'03.163
2	1'22.299	44.178	53.058	1'06.419	4'05.954P	117,4	16:27'09.117
3	6'55.993	30.772	36.875	27.149	8'30.789P	175,3	16:35'39.906
4	29.934	28.092	31.905	25.969	1'55.900	197,1	16:37'35.806
5	28.471	27.340	31.438	25.611	1'52.860	196,7	16:39'28.666
6	28.090	27.353	<b>31.201</b>	25.446	1'52.090	<b>200,4</b>	16:41'20.756
7	28.056	31.551	37.348	48.280	2'25.235P	169,3	16:43'45.991
8	47.934	27.903	31.657	25.356	2'12.850P	194,2	16:45'58.841

21/07/2023

P = Pits In/Out - C = Lap Time Cancelled



### Misano Racing Weekend, 22-23 Luglio 2023

#### Boss GP - Chronological Analysis Free Practice 2

Misano Circuit Sic 58 4.226 m

2 / 2

9	28.008	27.306	31.270	25.020	1'51.604	196,7	16:47'50.445	2	32.229	28.742	33.884	52.357	2'27.212CP	195,3	16:26'17.380
10	37.982	28.917	33.569	25.349	2'05.817	181,2	16:49'56.262	3	6'56.931	26.214	27.164	20.914	8'11.223P	240,5	16:34'28.603
11	<b>27.618</b>	<b>26.638</b>	31.382	<b>24.835</b>	<b>1'50.473</b>	193,5	16:51'46.735	4	23.916	22.778	24.574	19.621	1'30.889	249,4	16:35'59.492

**55 M. MINELLI (1'33.669)**

Lap	Seg.1	Seg.2	Seg.3	Seg.4	Lap Time	km/h	Local Time
1		40.414	58.549	55.436	C	109,4	16:25'31.082
2	8'21.838	39.671	37.733	26.319	10'05.561P	169,8	16:35'36.643
3	28.655	24.811	28.533	22.812	1'44.811	230,3	16:37'21.454
4	27.378	24.495	27.751	25.344	1'44.968	226,9	16:39'06.422
5	25.244	23.484	27.892	22.031	1'38.651	<b>233,8</b>	16:40'45.073
6	24.442	23.376	27.327	22.087	1'37.232	232,8	16:42'22.305
7	25.337	23.984	28.032	22.642	1'39.995	232,3	16:44'02.300
8	25.908	23.719	28.071	22.287	1'39.985	231,3	16:45'42.285
9	24.115	23.268	<b>25.799</b>	21.123	1'34.305	<b>233,8</b>	16:47'16.590
10	<b>23.847</b>	22.446	26.056	22.375	1'34.724	232,8	16:48'51.314
11	24.286	22.447	25.951	21.217	1'33.901	230,3	16:50'25.215
12	23.888	<b>22.425</b>	26.374	<b>20.982</b>	<b>1'33.669</b>	230,8	16:51'58.884

5	22.869	21.489	26.347	21.251	1'31.956	250,0	16:37'31.448
6	22.921	21.442	25.803	23.019	1'33.185	252,3	16:39'04.633
7	<b>22.515</b>	21.585	<b>24.424</b>	20.129	1'28.653	251,7	16:40'33.286
8	22.532	21.015	24.682	20.188	1'28.417	<b>252,9</b>	16:42'01.703
9	22.706	21.943	26.441	40.353	1'51.443P	248,3	16:43'53.146
10	2'53.239	22.435	25.800	19.698	4'01.172P	246,0	16:47'54.318
11	23.517	21.928	24.530	19.640	1'29.615	248,3	16:49'23.933
12	22.916	<b>20.896</b>	24.556	19.632	<b>1'28.000</b>	247,1	16:50'51.933
13	22.541	22.551	25.240	<b>19.498</b>	1'29.830	246,0	16:52'21.763

**93 R. RUPPRECHTER (1'51.278)**

Lap	Seg.1	Seg.2	Seg.3	Seg.4	Lap Time	km/h	Local Time
1		31.155	33.926	27.799	217,7	16:35'23.798	
2	31.186	27.890	31.520	26.128	1'56.724	225,9	16:37'20.522
3	30.510	27.779	33.930	25.439	1'57.658	218,6	16:39'18.180
4	28.958	<b>26.072</b>	30.845	25.403	<b>1'51.278</b>	<b>233,8</b>	16:41'09.458
5	<b>28.503</b>	26.636	35.782	26.429	1'57.350	154,5	16:43'06.808
6	29.505	28.708	31.872	25.272	1'55.357	223,6	16:45'02.165
7	30.484	28.237	31.495	25.982	1'56.198	224,5	16:46'58.363
8	29.022	27.218	31.635	25.077	1'52.952	216,4	16:48'51.315
9	28.886	26.812	<b>30.602</b>	25.046	1'51.346	232,8	16:50'42.661
10	28.821	26.678	31.608	<b>24.856</b>	1'51.963	220,4	16:52'34.624

**57 B. JARACH (1'36.033)**

Lap	Seg.1	Seg.2	Seg.3	Seg.4	Lap Time	km/h	Local Time
1		28.945	34.512	27.398	215,1	16:23'32.602	
2	33.386	34.577	43.314	49.712	2'40.989CP	155,2	16:26'13.591
3	8'37.064	26.710	31.748	24.793	10'00.315P	238,4	16:36'13.906
4	27.470	23.720	29.378	22.639	1'43.207	244,3	16:37'57.113
5	26.127	23.105	27.870	22.200	1'39.302	246,0	16:39'36.415
6	25.551	22.979	28.075	22.252	1'38.857	<b>246,6</b>	16:41'15.272
7	25.969	23.389	28.957	22.643	1'40.958	244,3	16:42'56.230
8	26.472	23.079	28.957	22.578	1'41.086	241,6	16:44'37.316
9	25.405	22.882	27.714	<b>21.397</b>	1'37.398	246,0	16:46'14.714
10	<b>24.764</b>	<b>22.637</b>	<b>27.084</b>	21.548	<b>1'36.033</b>	245,5	16:47'50.747
11	36.375	28.794	39.304	38.471	2'22.944P	140,3	16:50'13.691

**61 J. PEYRE (1'36.743)**

Lap	Seg.1	Seg.2	Seg.3	Seg.4	Lap Time	km/h	Local Time
1		28.690	32.294	24.908	217,3	16:34'52.061	
2	27.240	25.635	27.930	22.966	1'43.771	229,8	16:36'35.832
3	25.406	24.157	27.101	22.014	1'38.678	232,3	16:38'14.510
4	24.995	23.130	<b>26.592</b>	22.367	1'37.084	233,8	16:39'51.594
5	<b>24.487</b>	23.637	26.717	<b>21.902</b>	<b>1'36.743</b>	<b>234,8</b>	16:41'28.337
6	27.043	30.200	34.835	26.199	1'58.277	189,5	16:43'26.614
7	31.022	28.418	36.123	41.960	2'17.523P	182,4	16:45'44.137
8	45.020	26.150	31.031	24.230	2'06.431P	227,8	16:47'50.568
9	25.537	24.260	27.894	22.376	1'40.067	229,8	16:49'30.635
10	25.493	<b>23.114</b>	27.105	22.517	1'38.229	227,8	16:51'08.864

**77 C. MALAVASI (1'27.756)**

Lap	Seg.1	Seg.2	Seg.3	Seg.4	Lap Time	km/h	Local Time
1		30.728	32.774	46.116	C	230,3	16:24'42.505
2	9'40.947	23.056	26.479	22.279	10'52.761P	246,6	16:35'35.266
3	24.163	21.923	24.557	20.487	1'31.130	<b>251,7</b>	16:37'06.396
4	23.621	21.305	26.201	20.368	1'31.495	248,8	16:38'37.891
5	23.302	<b>21.247</b>	24.291	19.930	1'28.770	250,6	16:40'06.661
6	<b>22.847</b>	21.254	<b>23.892</b>	<b>19.763</b>	<b>1'27.756</b>	251,2	16:41'34.417
7	24.665	33.240	39.796	32.262	2'09.963	162,4	16:43'44.380
8	29.077	27.278	30.519	23.463	1'50.337	244,9	16:45'34.717
9	23.722	21.758	24.425	19.773	1'29.678	250,6	16:47'04.395
10	23.243	24.730	28.888	41.757	1'58.618P	229,8	16:49'03.013

**81 M. FAGGIONATO (1'28.000)**

Lap	Seg.1	Seg.2	Seg.3	Seg.4	Lap Time	km/h	Local Time
1		28.385	32.210	24.885	C	206,9	16:23'50.168

21/07/2023

P = Pits In/Out - C = Lap Time Cancelled