
Misano Racing Weekend, 22-23 Luglio 2023
Boss GP - Results Free Practice 1

Misano Circuit Sic 58 4.226 m

1 / 2

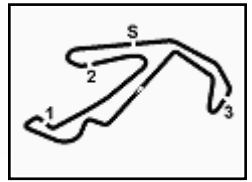
No.	Driver	Nat	Entrant	Team	Car	Class	Time	Gap	Rel.	Laps
1	31 PAGNI BUZAI Adriano	BRA	M.M. Motorsport	M.M. Motorsport	Dallara GP2	FORM	1'27.360			6
2	10 PIZZONIA Antonio	BRA	HS Engineering	HS Engineering	Dallara WS V8-T12	OPEN	1'27.400	0.040	0.040	6
3	27 GHIOTTO Marco	ITA	Ghiotto Marco		Dallara GP2	FORM	1'27.423	0.063	0.023	6
4	32 COLOMBO Simone	ITA	M.M. Motorsport	M.M. Motorsport	Dallara GP2	FORM	1'27.579	0.219	0.156	7
5	23 VETTEL Fabian	DEU	Team Top Speed	Team Top Speed	Dallara GP2	FORM	1'29.427	2.067	1.848	5
6	11 O'CONNELL Paul	IRL	HS Engineering	HS Engineering	Dallara WS T02	OPEN	1'30.010	2.650	0.583	6
7	81 FAGGIONATO Marc	MCO	M.M. Motorsport	M.M. Motorsport	Dallara GP2	FORM	1'31.372	4.012	1.362	6
8	77 MALAVASI Checco	ITA	Malavasi		Dallara GP2	FORM	1'32.815	5.455	1.443	6
9	33 ROSI Alessandro	ITA	Rosi Alessandro		Dallara WS V8-T12	FORM	1'35.122	7.762	2.307	4
10	57 JARACH Bruno	ITA	Jarach		Dallara GP2	FORM	1'38.515	11.155	3.393	6
11	55 MINELLI Marco	ITA	Minelli		Dallara WS V8-T12	FORM	1'38.902	11.542	0.387	5
12	16 MATILE Nicolas	MCO	Matile Nicolas		Lola Auto GP	FORM	1'39.524	12.164	0.622	5
13	61 PEYRE Jean-Christophe	FRA	Peyre		Lola Auto GP	FORM	1'42.142	14.782	2.618	5
14	118 CLAUSNITZER Henry	DEU	Clausnitzer		Tatuus WS by Renault	SL	1'45.228	17.868	3.086	3
15	35 TINÉ Giulio	ITA	Tiné Giulio		Lola T96/50 F3000	SL	1'53.764	26.404	8.536	4
16	93 RUPPRECHTER Roland	AUT	Rupprechter Roland		Dallara GP2	FORM	2'07.476	40.116	13.712	4
17	12 SLEGELMILHS Haralds	LAT	HS Engineering	HS Engineering	Dallara WS V8-T12	FORM				1
18	36 COLACINO Walter	ITA	Colacino Walter		Lola T96/50 F3000	SL				0

Condition: DRY

Clerk of the Course : Massimiliano Ghinassi

Race Director : Werner Aichinger

 Start 21/07/2023 10:43
 End 11:07


**Misano Racing Weekend, 22-23 Luglio 2023****Boss GP - Results Free Practice 1**

Misano Circuit Sic 58 4.226 m

2 / 2

Penalty and Infringement**Fastest Laps Sequence**

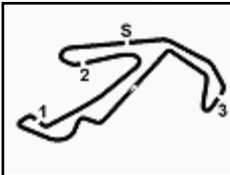
No.	Entrant	Nat	Team	Car	Local Time	Time	Gap	Avg
10	A. PIZZONIA	BRA	HS Engineering	Dallara WS V8-T12	10:46'42.276	1'34.870		160,363
27	M. GHIOTTO	ITA		Dallara GP2	10:46'45.324	1'33.478	-1.392	162,751
31	A. PAGNI BUZAID	BRA	M.M. Motorsport	Dallara GP2	10:46'51.501	1'33.126	-0.352	163,366
10	A. PIZZONIA	BRA	HS Engineering	Dallara WS V8-T12	10:48'12.534	1'30.258	-2.868	168,557
27	M. GHIOTTO	ITA		Dallara GP2	10:48'14.490	1'29.166	-1.092	170,621
31	A. PAGNI BUZAID	BRA	M.M. Motorsport	Dallara GP2	10:48'20.625	1'29.124	-0.042	170,701
32	S. COLOMBO	ITA	M.M. Motorsport	Dallara GP2	10:48'21.209	1'28.877	-0.247	171,176
27	M. GHIOTTO	ITA		Dallara GP2	10:49'42.716	1'28.226	-0.651	172,439
31	A. PAGNI BUZAID	BRA	M.M. Motorsport	Dallara GP2	10:49'47.985	1'27.360	-0.866	174,148

Clerk of the Course : Massimiliano Ghinassi

Race Director : Werner Aichinger

21/07/2023 Start 10:43 End 11:07




Misano Racing Weekend, 22-23 Luglio 2023
Boss GP - Best Sectors & Speed Free Practice 1

Misano Circuit Sic 58 4.226 m

BEST LAP

1	31	PAGNI BUZAID Adriano	Dallara GP2	1'27.360
2	10	PIZZONIA Antonio	Dallara WS V8-T12	1'27.400
3	27	GHIOTTO Marco	Dallara GP2	1'27.423
4	32	COLOMBO Simone	Dallara GP2	1'27.579
5	23	VETTEL Fabian	Dallara GP2	1'29.427
6	11	O'CONNELL Paul	Dallara WS T02	1'30.010
7	81	FAGGIONATO Marc	Dallara GP2	1'31.372
8	77	MALAVASI Checco	Dallara GP2	1'32.815
9	33	ROSI Alessandro	Dallara WS V8-T12	1'35.122
10	57	JARACH Bruno	Dallara GP2	1'38.515
11	55	MINELLI Marco	Dallara WS V8-T12	1'38.902
12	16	MATILE Nicolas	Lola Auto GP	1'39.524
13	61	PEYRE Jean-Christophe	Lola Auto GP	1'42.142
14	118	CLAUSNITZER Henry	Tatus WS bv Renault	1'45.228
15	35	TINÉ Giulio	Lola T96/50 F3000	1'53.764
16	93	RUPPRECHTER Roland	Dallara GP2	2'07.476
17	12	SLEGELMILHS Haralds	Dallara WS V8-T12	
18	36	COLACINO Walter	Lola T96/50 F3000	

SPEED

1	10	PIZZONIA Antonio	Dallara WS V8-T12	264,7
2	23	VETTEL Fabian	Dallara GP2	260,2
3	27	GHIOTTO Marco	Dallara GP2	257,8
4	31	PAGNI BUZAID Adriano	Dallara GP2	257,1
5	32	COLOMBO Simone	Dallara GP2	255,9
6	77	MALAVASI Checco	Dallara GP2	252,9
7	81	FAGGIONATO Marc	Dallara GP2	251,7
8	57	JARACH Bruno	Dallara GP2	251,2
9	33	ROSI Alessandro	Dallara WS V8-T12	244,9
10	11	O'CONNELL Paul	Dallara WS T02	243,2
11	16	MATILE Nicolas	Lola Auto GP	240,5
12	55	MINELLI Marco	Dallara WS V8-T12	237,4
13	12	SLEGELMILHS Haralds	Dallara WS V8-T12	237,4
14	61	PEYRE Jean-Christophe	Lola Auto GP	235,8
15	93	RUPPRECHTER Roland	Dallara GP2	226,9
16	118	CLAUSNITZER Henry	Tatus WS by Renault	213,9
17	35	TINÉ Giulio	Lola T96/50 F3000	202,2

SEG. 1

1	31	PAGNI BUZAID Adriano	22.334
2	10	PIZZONIA Antonio	22.477
3	32	COLOMBO Simone	22.629
4	23	VETTEL Fabian	22.854
5	27	GHIOTTO Marco	22.859
6	11	O'CONNELL Paul	22.970
7	81	FAGGIONATO Marc	23.345
8	33	ROSI Alessandro	23.745
9	77	MALAVASI Checco	23.916
10	16	MATILE Nicolas	25.019
11	57	JARACH Bruno	25.160
12	55	MINELLI Marco	25.834
13	61	PEYRE Jean-Christophe	26.145
14	118	CLAUSNITZER Henry	26.434
15	35	TINÉ Giulio	28.960
16	93	RUPPRECHTER Roland	31.263

SEG. 2

1	10	PIZZONIA Antonio	20.643
2	31	PAGNI BUZAID Adriano	21.087
3	27	GHIOTTO Marco	21.182
4	23	VETTEL Fabian	21.260
5	32	COLOMBO Simone	21.381
6	77	MALAVASI Checco	21.639
7	81	FAGGIONATO Marc	21.898
8	11	O'CONNELL Paul	21.971
9	33	ROSI Alessandro	22.038
10	57	JARACH Bruno	23.258
11	61	PEYRE Jean-Christophe	23.692
12	16	MATILE Nicolas	23.702
13	55	MINELLI Marco	23.813
14	118	CLAUSNITZER Henry	24.975
15	35	TINÉ Giulio	27.406
16	93	RUPPRECHTER Roland	29.342
17	12	SLEGELMILHS Haralds	30.331

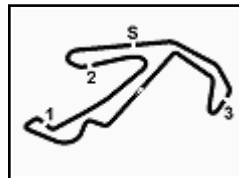
SEG. 3

1	27	GHIOTTO Marco	23.511
2	10	PIZZONIA Antonio	23.796
3	32	COLOMBO Simone	23.857
4	31	PAGNI BUZAID Adriano	24.124
5	23	VETTEL Fabian	24.392
6	11	O'CONNELL Paul	24.834
7	77	MALAVASI Checco	24.853
8	81	FAGGIONATO Marc	24.865
9	33	ROSI Alessandro	24.944
10	55	MINELLI Marco	27.210
11	57	JARACH Bruno	27.220
12	16	MATILE Nicolas	27.365
13	61	PEYRE Jean-Christophe	27.515
14	12	SLEGELMILHS Haralds	27.835
15	118	CLAUSNITZER Henry	29.727
16	35	TINÉ Giulio	31.336
17	93	RUPPRECHTER Roland	35.894

SEG. 4

1	27	GHIOTTO Marco	19.342
2	32	COLOMBO Simone	19.464
3	31	PAGNI BUZAID Adriano	19.631
4	10	PIZZONIA Antonio	19.840
5	11	O'CONNELL Paul	19.886
6	23	VETTEL Fabian	19.915
7	81	FAGGIONATO Marc	20.513
8	33	ROSI Alessandro	20.677
9	77	MALAVASI Checco	20.691
10	57	JARACH Bruno	21.857
11	55	MINELLI Marco	22.045
12	16	MATILE Nicolas	22.822
13	118	CLAUSNITZER Henry	23.372
14	61	PEYRE Jean-Christophe	23.444
15	35	TINÉ Giulio	25.764
16	93	RUPPRECHTER Roland	28.226

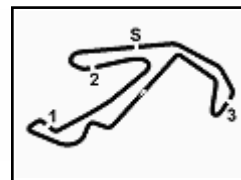



Misano Racing Weekend, 22-23 Luglio 2023
Boss GP - Ideal Time Free Practice 1

Misano Circuit Sic 58 4.226 m

No. Driver	Car	Seg. 1	Seg. 2	Seg. 3	Seg. 4	Ideal Time		
		Diff. 1	Diff. 2	Diff. 3	Diff. 4	Best Lap	Pos.	Diff.
1 10 PIZZONIA A. (BRA)	Dallara WS V8-T12	22.477 +0.280	20.643 +0.364	23.796	19.840	1'26.756 1'27.400	2	0.644
2 27 GHIOTTO M. (ITA)	Dallara GP2	22.859 +0.282	21.182 +0.247	23.511	19.342	1'26.894 1'27.423	3	0.529
3 31 PAGNI BUZAID A. (BRA)	Dallara GP2	22.334 +0.141	21.087 +0.043	24.124	19.631	1'27.176 1'27.360	1	0.184
4 32 COLOMBO S. (ITA)	Dallara GP2	22.629 +0.248	21.381	23.857	19.464	1'27.331 1'27.579	4	0.248
5 23 VETTEL F. (DEU)	Dallara GP2	22.854 +0.538	21.260	24.392 +0.060	19.915 +0.408	1'28.421 1'29.427	5	1.006
6 11 O'CONNELL P. (IRL)	Dallara WS T02	22.970 +0.349	21.971	24.834	19.886	1'29.661 1'30.010	6	0.349
7 81 FAGGIONATO M. (MCO)	Dallara GP2	23.345 +0.284	21.898	24.865	20.513 +0.467	1'30.621 1'31.372	7	0.751
8 77 MALAVASI C. (ITA)	Dallara GP2	23.916	21.639 +0.609	24.853	20.691 +1.107	1'31.099 1'32.815	8	1.716
9 33 ROSI A. (ITA)	Dallara WS V8-T12	23.745 +3.718	22.038	24.944	20.677	1'31.404 1'35.122	9	3.718
10 57 JARACH B. (ITA)	Dallara GP2	25.160 +0.767	23.258	27.220	21.857 +0.253	1'37.495 1'38.515	10	1.020
11 55 MINELLI M. (ITA)	Dallara WS V8-T12	25.834	23.813	27.210	22.045	1'38.902 1'38.902	11	
12 16 MATILE N. (MCO)	Lola Auto GP	25.019 +0.416	23.702 +0.142	27.365 +0.058	22.822	1'38.908 1'39.524	12	0.616
13 61 PEYRE J. (FRA)	Lola Auto GP	26.145	23.692 +0.719	27.515 +0.565	23.444 +0.062	1'40.796 1'42.142	13	1.346
14 118 CLAUSNITZER H. (DEU)	Tatuus WS by Renault	26.434	24.975 +0.025	29.727	23.372 +0.695	1'44.508 1'45.228	14	0.720
15 35 TINÉ G. (ITA)	Lola T96/50 F3000	28.960 +0.030	27.406	31.336	25.764 +0.268	1'53.466 1'53.764	15	0.298
16 93 RUPPRECHTER R. (AUT)	Dallara GP2	31.263 +1.732	29.342 +1.019	35.894	28.226	2'04.725 2'07.476	16	2.751
12 SLEGELMILHS H. (LAT)	Dallara WS V8-T12							
36 COLACINO W. (ITA)	Lola T96/50 F3000							
Overall Ideal Time		22.334	20.643	23.511	19.342	1'25.830		





Misano Racing Weekend, 22-23 Luglio 2023
Boss GP - Chronological Analysis Free Practice 1

Misano Circuit Sic 58 4.226 m

1 / 2

10 A. PIZZONIA (1'27.400)							
Lap	Seg.1	Seg.2	Seg.3	Seg.4	Lap Time	km/h	Local Time
1		28.361	31.125	21.632	228,8		10:45'07.406
2	25.956	21.647	26.853	20.414	1'34.870	260,2	10:46'42.276
3	23.902	21.191	25.151	20.014	1'30.258	264,1	10:48'12.534
4	23.064	20.999	25.070	20.034	1'29.167	264,7	10:49'41.701
5	26.010	21.132	26.478	22.480	1'36.100	248,8	10:51'17.801
6	22.757	21.007	23.796	19.840	1'27.400	264,7	10:52'45.201
7	22.477	20.643	23.853	41.049	1'48.022CP	264,1	10:54'33.223

7	22.334	21.087	23.922	48.265	1'55.608CP	255,3	10:55'11.614
---	---------------	---------------	--------	--------	------------	-------	--------------

11 P. O'CONNELL (1'30.010)							
Lap	Seg.1	Seg.2	Seg.3	Seg.4	Lap Time	km/h	Local Time
1		25.736	31.357	22.670	216,4		10:45'32.816
2	26.653	23.475	29.522	21.286	1'40.936	240,0	10:47'13.752
3	24.552	23.029	26.273	21.167	1'35.021	241,6	10:48'48.773
4	23.628	22.022	25.285	20.476	1'31.411	242,2	10:50'20.184
5	23.319	21.971	24.834	19.886	1'30.010	243,2	10:51'50.194
6	22.970	22.002	26.142	20.130	1'31.244	242,7	10:53'21.438
7	23.479	24.275	26.411	52.698	2'06.863CP	240,5	10:55'28.301

32 S. COLOMBO (1'27.579)							
Lap	Seg.1	Seg.2	Seg.3	Seg.4	Lap Time	km/h	Local Time
1		26.943	27.561	21.505	242,2		10:45'17.524
2	24.484	23.392	25.231	21.701	1'34.808	254,1	10:46'52.332
3	23.489	21.539	24.212	19.637	1'28.877	255,3	10:48'21.209
4	22.877	21.381	23.857	19.464	1'27.579	255,9	10:49'48.788
5	29.020	25.017	27.827	22.789	1'44.653	218,6	10:51'33.441
6	23.907	22.632	24.897	21.159	1'32.595	252,9	10:53'06.036
7	22.629	21.396	24.387	22.608	1'31.020C	254,7	10:54'37.056
8	34.311	29.608	44.376	1'09.550	2'57.845CP	151,7	10:57'34.901

12 H. SLEGELMILHS							
Lap	Seg.1	Seg.2	Seg.3	Seg.4	Lap Time	km/h	Local Time
1		33.736	29.004	40.316	235,3		10:45'26.747
2	7'48.227	30.331	27.835	38.233	9'24.626CP	237,4	10:54'51.373

33 A. ROSI (1'35.122)							
Lap	Seg.1	Seg.2	Seg.3	Seg.4	Lap Time	km/h	Local Time
1		28.406	28.249	23.042	230,8		10:46'36.442
2	25.203	23.059	25.850	21.423	1'35.535	240,0	10:48'11.977
3	27.463	22.038	24.944	20.677	1'35.122	244,9	10:49'47.099
4	23.745	22.384	28.732	46.368	2'01.229P	240,0	10:51'48.328
5	3'07.927	31.140	32.537	43.959	4'55.563CP	186,9	10:56'43.891

16 N. MATILE (1'39.524)							
Lap	Seg.1	Seg.2	Seg.3	Seg.4	Lap Time	km/h	Local Time
1		28.878	34.737	27.260	225,0		10:46'04.567
2	29.083	26.180	30.800	24.643	1'50.706	234,3	10:47'55.273
3	26.667	24.861	28.964	23.542	1'44.034	238,9	10:49'39.307
4	25.834	24.649	27.365	23.718	1'41.566	240,5	10:51'20.873
5	25.435	23.844	27.423	22.822	1'39.524	240,0	10:53'00.397
6	25.019	23.702	27.367	49.538	2'05.626CP	232,8	10:55'06.023

35 G. TINÉ (1'53.764)							
Lap	Seg.1	Seg.2	Seg.3	Seg.4	Lap Time	km/h	Local Time
1							10:47'42.981
2	1'07.757	30.720	36.430	28.400	2'43.307P	180,3	10:50'26.288
3	28.960	28.564	33.230	25.764	1'56.518	201,5	10:52'22.806
4	28.990	27.406	31.336	26.032	1'53.764	202,2	10:54'16.570
5	30.483	45.356	52.181	1'07.250	3'15.270CP	114,7	10:57'31.840

23 F. VETTEL (1'29.427)							
Lap	Seg.1	Seg.2	Seg.3	Seg.4	Lap Time	km/h	Local Time
1		24.375	28.091	21.648	250,6		10:45'46.204
2	24.174	21.703	26.282	22.948	1'35.107	259,0	10:47'21.311
3	27.491	22.697	25.458	20.323	1'35.969	258,4	10:48'57.280
4	23.392	21.260	24.452	20.323	1'29.427	260,2	10:50'26.707
5	23.952	21.798	24.392	19.915	1'30.057	255,9	10:51'56.764
6	22.854	21.720	24.729	21.461	1'30.764	257,8	10:53'27.528

55 M. MINELLI (1'38.902)							
Lap	Seg.1	Seg.2	Seg.3	Seg.4	Lap Time	km/h	Local Time
1		31.595	35.844	25.391			10:47'18.845
2	29.262	26.468	31.440	23.441	1'50.611	234,3	10:49'09.456
3	26.447	23.972	27.711	24.520	1'42.650	235,3	10:50'52.106
4	25.834	23.813	27.210	22.045	1'38.902	237,4	10:52'31.008
5	25.880	23.935	27.675	23.891	1'41.381	235,8	10:54'12.389
6	25.841	26.961	39.275	49.939	2'22.016CP	179,7	10:56'34.405

27 M. GHOTTO (1'27.423)							
Lap	Seg.1	Seg.2	Seg.3	Seg.4	Lap Time	km/h	Local Time
1		25.163	28.281	22.960	245,5		10:45'11.846
2	25.066	21.983	25.823	20.606	1'33.478	254,1	10:46'45.324
3	23.759	21.637	23.963	19.807	1'29.166	257,8	10:48'14.490
4	23.354	21.646	23.526	19.700	1'28.226	255,9	10:49'42.716
5	23.537	21.605	24.649	20.117	1'29.908	255,3	10:51'12.624
6	23.141	21.429	23.511	19.342	1'27.423	255,3	10:52'40.047
7	22.859	21.182	24.766	42.012	1'50.819CP	254,7	10:54'30.866

57 B. JARACH (1'38.515)							
Lap	Seg.1	Seg.2	Seg.3	Seg.4	Lap Time	km/h	Local Time
1		28.915	34.557	24.865	230,8		10:45'35.688
2	27.944	24.344	29.817	23.405	1'45.510	244,9	10:47'21.198
3	27.143	24.375	29.502	22.729	1'43.749	248,8	10:49'04.947
4	26.303	23.328	27.901	21.857	1'39.389	248,8	10:50'44.336
5	25.927	23.258	27.220	22.110	1'38.515	251,2	10:52'22.851
6	25.160	23.851	27.310	22.202	1'38.523	250,0	10:54'01.374
7	25.025	24.859	33.636	59.962	2'23.482CP	233,3	10:56'24.856

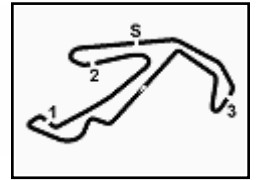
31 A. PAGNI BUZAI (1'27.360)							
Lap	Seg.1	Seg.2	Seg.3	Seg.4	Lap Time	km/h	Local Time
1		28.563	27.634	22.732	249,4		10:45'18.375
2	23.952	22.682	25.254	21.238	1'33.126	254,7	10:46'51.501
3	22.845	21.532	24.856	19.891	1'29.124	257,1	10:48'20.625
4	22.475	21.130	24.124	19.631	1'27.360	257,1	10:49'47.985
5	27.870	26.307	27.234	23.526	1'44.937	225,0	10:51'32.922
6	24.110	23.798	28.846	26.330	1'43.084	206,1	10:53'16.006

61 J. PEYRE (1'42.142)							
Lap	Seg.1	Seg.2	Seg.3	Seg.4	Lap Time	km/h	Local Time
1		29.821	32.171	26.177	210,5		10:46'13.352
2	28.026	25.328	28.557	23.579	1'45.490	233,8	10:47'58.842
3	26.145	24.411	28.080	23.506	1'42.142	235,3	10:49'40.984
4	27.489	24.797	29.413	23.444	1'45.143	235,8	10:51'26.127
5	26.381	23.709	27.515	24.769	1'42.374	235,8	10:53'08.501
6	26.420	23.692	27.682	50.821	2'08.615CP	235,3	10:55'17.116

21/07/2023 P = Pits In/Out - C = Lap Time Cancelled

77 C. MALAVASI (1'32.815)							
Lap	Seg.1	Seg.2	Seg.3	Seg.4	Lap Time	km/h	Local Time
1		25.778	29.247	24.122	247,7		10:46'04.751
2	26.699	24.802	26.357	21.364	1'39.222	252,9	10:47'43.973





Misano Racing Weekend, 22-23 Luglio 2023
Boss GP - Chronological Analysis Free Practice 1

3	24.730	21.948	25.352	21.033	1'33.063	252,3	10:49'17.036
4	24.864	21.639	25.176	21.711	1'33.390	251,7	10:50'50.426
5	23.916	22.248	24.853	21.798	1'32.815	252,3	10:52'23.241
6	25.338	22.672	26.300	20.691	1'35.001	252,3	10:53'58.242
7	23.308	21.712	40.770	49.435	2'15.225CP	139,7	10:56'13.467

81 M. FAGGIONATO (1'31.372)

Lap	Seg.1	Seg.2	Seg.3	Seg.4	Lap Time	km/h	Local Time
1		28.538	31.413	24.023		204,2	10:45'22.400
2	27.095	26.914	28.503	23.090	1'45.602	243,8	10:47'08.002
3	27.932	24.821	28.471	22.240	1'43.464	236,8	10:48'51.466
4	24.221	22.530	26.890	21.111	1'34.752	249,4	10:50'26.218
5	23.769	23.595	25.793	20.513	1'33.670	250,6	10:51'59.888
6	23.629	21.898	24.865	20.980	1'31.372	251,7	10:53'31.260
7	23.345	22.580	25.946	48.578	2'00.449CP	248,3	10:55'31.709

93 R. RUPPRECHTER (2'07.476)

Lap	Seg.1	Seg.2	Seg.3	Seg.4	Lap Time	km/h	Local Time
1		33.530	39.885	31.406		183,1	10:47'01.154
2	34.611	31.416	37.963	29.434	2'13.424	205,7	10:49'14.578
3	33.512	29.342	37.198	29.178	2'09.230	226,9	10:51'23.808
4	32.995	30.361	35.894	28.226	2'07.476	224,1	10:53'31.284
5	31.263	30.375	39.474	56.276	2'37.388CP	186,5	10:56'08.672

118 H. CLAUSNITZER (1'45.228)

Lap	Seg.1	Seg.2	Seg.3	Seg.4	Lap Time	km/h	Local Time
1		29.012	33.827	25.140		198,5	10:48'51.672
2	27.242	25.401	30.281	23.372	1'46.296	212,6	10:50'37.968
3	26.434	25.000	29.727	24.067	1'45.228	213,9	10:52'23.196
4	27.687	24.975	29.740	42.603	2'05.005CP	213,4	10:54'28.201

