

Bosch Hockenheim Historic

BMC Hockenheim

BOSS GP
Result Race 2

6 - 8 May 2022
Hockenheim GP - 4574mtr.

Started : 15 Classified : 15 Not Classified : 0

Pos	Nbr	Name / Entrant	Car	Cls	PIC	Gap	Total time	Fastest	In	Avg. Speed
1	10	Haralds Slegelmilhs HS Engineering	Dallara World Series V8 - T10	Op-2	1	-- 17 laps --	26:22.113	1:25.686	5	176.93
2	32	Simone Colombo	Dallara GP2	For	1	31.665	26:53.778	1:30.543	8	173.46
3	51	Zdenek Chovanec-Lopez	Dallara 2011	For	2	37.026	26:59.139	1:27.335	5	172.88
4	27	Marco Ghiotto Scuderia Palladio	Dallara GP2	For	3	40.094	27:02.207	1:31.550	5	172.56
5	37	Luca Martucci	Dallara GP2	For	4	43.278	27:05.391	1:31.644	6	172.22
6	22	Michael Aberer	Dallara GP2	For	5	1:18.130	27:40.243	1:34.004	5	168.60
7	31	Paul O'Connell HS Engineering	Dallara World Series V8 - T10	For	6	2:31.065	28:53.178	1:33.516	12	161.51
8	43	Giancarlo Pedetti	Dallara GP2	For	7	-- 16 laps --	26:22.602	1:34.100	16	166.47
9	47	Walter Steding Scuderia Palladio	Dallara GP2	For	8	1:11.165	27:33.767	1:36.882	16	159.31
10	46	Alexander Seibold	Dallara GP2	For	9	-- 15 laps --	27:01.570	1:33.509	14	152.31
11	115	Andreas Hasler	Dallara World Series by Nissan - T08	S-L	1	1:06.175	28:07.745	1:49.144	14	146.34
12	1	Ingo Gerstl Team Top Speed	Toro Rosso F1 - STR1	Op	1	-- 9 laps --	14:28.558	1:23.356	6	170.62
13	44	Thomas Jakoubek Team Top Speed	Dallara GP2	For	10	3:42.701	18:11.259	1:39.550	7	135.80
14	8	Philip Stratford Penn Elcom Racing	Benetton F1 - B197	Op	2	-- 4 laps --	7:27.866	1:33.069	4	147.06
15	7	Ulf Ehninger	Benetton F1 - B197	Op	3	-- 1 laps --	2:06.601			130.06


Car # 31 30sec Drive Through Replacement Penalty

Fastest time : 1:23.356 in lap 6 by nbr. 1 : Ingo Gerstl (Toro Rosso)

Publication-time

Results: www.raceresults.at

Timekeeping by : SDO SportTiming

Race Director		Zeitnehmer	Timekeeper	
Werner Aichinger	Arthur Hirning		Bernd Jung	
Page 1 of 1	Results remain provisional pending technical examination and decisions from the stewards of the meeting			

Bosch Hockenheim Historic

BMC Hockenheim

BOSS GP

Class-Result Race 2

6 - 8 May 2022
Hockenheim GP - 4574mtr.

BGP-F1

Started : 3 Classified : 3 Not Classified : 0

Pos	Nbr	Name / Entrant	Car	Gap	Diff	Total time	Fastest	In
1	1	Ingo Gerstl Team Top Speed	Toro Rosso F1 - STR1	-- 9 laps --		14:28.558	1:23.356	6
2	8	Philip Stratford Penn Elcom Racing	Benetton F1 - B197	-- 4 laps --		7:27.866	1:33.069	4
3	7	Ulf Ehninger	Benetton F1 - B197	-- 1 laps --		2:06.601		

Open

Started : 1 Classified : 1 Not Classified : 0

Pos	Nbr	Name / Entrant	Car	Gap	Diff	Total time	Fastest	In
1	10	Haralds Slegelmilhs HS Engineering	Dallara World Series V8 - T12	-- 17 laps --		26:22.113	1:25.686	5

Formula

Started : 10 Classified : 10 Not Classified : 0


Pos	Nbr	Name / Entrant	Car	Gap	Diff	Total time	Fastest	In
1	32	Simone Colombo	Dallara GP2	-- 17 laps --		26:53.778	1:30.543	8
2	51	Zdenek Chovanec-Lopez	Dallara 2011	5.361	5.361	26:59.139	1:27.335	5
3	27	Marco Ghiotto Scuderia Palladio	Dallara GP2	8.429	3.068	27:02.207	1:31.550	5
4	37	Luca Martucci	Dallara GP2	11.613	3.184	27:05.391	1:31.644	6
5	22	Michael Aberer	Dallara GP2	46.465	34.852	27:40.243	1:34.004	5
6	31	Paul O'Connell HS Engineering	Dallara World Series V8 - T12	1:59.400	1:12.935	28:53.178	1:33.516	12
7	43	Giancarlo Pedetti	Dallara GP2	-- 16 laps --		26:22.602	1:34.100	16
8	47	Walter Steding Scuderia Palladio	Dallara GP2	1:11.165	1:11.165	27:33.767	1:36.882	16
9	46	Alexander Seibold	Dallara GP2	-- 15 laps --		27:01.570	1:33.509	14
10	44	Thomas Jakoubek Team Top Speed	Dallara GP2	-- 9 laps --		18:11.259	1:39.550	7

Fastest time : 1:23.356 in lap 6 by nbr. 1: Ingo Gerstl (Toro Rosso)

Publication-time

Results: www.raceresults.at

Timekeeping by : SDO SportTiming

Race Director		Zeitnehmer	Timekeeper	
Werner Aichinger	Arthur Hirning		Bernd Jung	
Page 1 of 2	Results remain provisional pending technical examination and decisions from the stewards of the meeting			

Bosch Hockenheim Historic
BMC Hockenheim

BOSS GP

Class-Result Race 2

6 - 8 May 2022
Hockenheim GP - 4574mtr.

Super Lights

Started : 1 Classified : 1 Not Classified : 0

Pos	Nbr	Name / Entrant	Car	Gap	Diff	Total time	Fastest	In
1	115	Andreas Hasler	Dallara World Series by Nissan -	15 laps --		28:07.745	1:49.144	14


Car # 31 30sec Drive Through Replacement Penalty

Fastest time : 1:23.356 in lap 6 by nbr. 1 : Ingo Gerstl (Toro Rosso)

Publication-time

Results: www.raceresults.at

Timekeeping by : SDO SportTiming

Race Director		Zeitnehmer	Timekeeper	
Werner Aichinger	Arthur Hirning		Bernd Jung	
Page 2 of 2	Results remain provisional pending technical examination and decisions from the stewards of the meeting			

Bosch Hockenheim Historic BMC Hockenheim

BOSS GP

6 - 8 May 2022

Laps and Sector Times - Race 2

Hockenheim GP - 4574mtr.

1 Ingo Gerstl										Toro Rosso F1 - STR1									
lap	Sect-1	Speed	Sect-2	Speed	Sect-3	Speed	TopSpeed	laptime	pit	lap	Sect-1	Speed	Sect-2	Speed	Sect-3	Speed	Topspeed	laptime	pit
1	19.910	191.8	39.365	252.9	26.652	266.0	302.5	1:25.927		6	<u>18.230</u>	<u>209.7</u>	38.694	<u>257.8</u>	<u>26.432</u>	267.3	307.7	<u>1:23.356</u>	
2	18.245	201.1	54.178	134.5	40.526	170.9	307.7	1:52.949		7	18.761	195.3	53.754	183.1	34.941	179.1	183.7	1:47.456	
3	25.115	142.7	50.055	165.4	31.794	263.4	223.1	1:46.964		8	24.972	138.5	45.973	221.8	30.106	251.7	218.2	1:41.051	
4	18.897	200.4	39.018	254.1	26.876	266.7	305.1	1:24.791		9	19.851	200.4	43.165	244.9	Pit In		305.9	1:40.454	
5	18.467	204.5	<u>38.564</u>	256.5	26.853	<u>270.0</u>	<u>311.2</u>	1:23.884		10									

7 Ulf Ehninger										Benetton F1 - B197										
lap	Sect-1	Speed	Sect-2	Speed	Sect-3	Speed	TopSpeed	laptime	pit	lap	Sect-1	Speed	Sect-2	Speed	Sect-3	Speed	Topspeed	laptime	pit	
1	<u>26.338</u>	<u>130.8</u>	<u>53.475</u>	<u>204.2</u>	Pit In		<u>246.0</u>	2:03.972		2										

8 Philip Stratford										Benetton F1 - B197									
lap	Sect-1	Speed	Sect-2	Speed	Sect-3	Speed	TopSpeed	laptime	pit	lap	Sect-1	Speed	Sect-2	Speed	Sect-3	Speed	Topspeed	laptime	pit
1	Pit Out	145.7	50.111	219.5	31.632	242.2	229.8	1:47.568		3	26.052	151.0	51.503	208.9	35.922	210.1	235.3	1:53.477	
2	26.220	144.4	53.251	201.1	36.333	199.6	187.8	1:55.804		4	21.619	179.1	<u>41.820</u>	<u>234.8</u>	<u>29.630</u>	<u>251.2</u>	<u>299.2</u>	<u>1:33.069</u>	

10 Haralds Slegelmilhs										Dallara World Series V8 - T12									
lap	Sect-1	Speed	Sect-2	Speed	Sect-3	Speed	TopSpeed	laptime	pit	lap	Sect-1	Speed	Sect-2	Speed	Sect-3	Speed	Topspeed	laptime	pit
1	23.521	163.1	41.997	233.3	28.542	241.1	288.0	1:34.060		10	19.133	<u>194.6</u>	39.845	232.8	27.424	244.3	283.5	1:26.402	
2	19.766	172.2	46.224	214.7	37.148	172.5	257.1	1:43.138		11	19.431	188.8	40.551	232.8	28.986	242.2	282.0	1:28.968	
3	25.936	160.5	49.270	178.2	33.141	244.3	211.4	1:48.347		12	19.681	183.1	41.036	230.3	28.650	241.6	283.5	1:29.367	
4	21.121	184.9	40.314	234.3	27.416	<u>245.5</u>	287.2	1:28.851		13	20.075	180.0	41.509	228.8	29.647	235.3	283.5	1:31.231	
5	19.042	192.9	<u>39.638</u>	<u>235.8</u>	<u>27.006</u>	244.9	<u>288.8</u>	<u>1:25.686</u>		14	21.008	175.6	41.972	225.5	30.160	237.4	285.7	1:33.140	
6	<u>18.989</u>	193.5	40.044	234.8	28.256	243.8	285.7	1:27.289		15	20.595	174.2	41.918	226.9	30.008	236.8	283.5	1:32.521	
7	20.863	166.2	49.052	208.9	29.970	244.3	251.7	1:39.885		16	21.094	170.3	42.775	220.9	30.705	235.8	285.7	1:34.574	
8	20.123	181.8	39.899	233.8	27.790	243.2	285.7	1:27.812		17	21.207	172.0	43.531	217.3	33.132	171.4	286.5	1:37.870	
9	19.229	189.1	40.953	233.8	27.336	242.2	284.2	1:27.518		18									

22 Michael Aberer										Dallara GP2									
lap	Sect-1	Speed	Sect-2	Speed	Sect-3	Speed	TopSpeed	laptime	pit	lap	Sect-1	Speed	Sect-2	Speed	Sect-3	Speed	Topspeed	laptime	pit
1	24.254	156.5	45.024	215.6	31.794	230.3	281.3	1:41.072		10	21.806	165.4	43.142	220.0	30.240	232.3	278.4	1:35.188	
2	21.102	178.2	44.658	218.6	33.434	167.2	282.0	1:39.194		11	21.259	174.8	43.330	219.5	31.207	233.3	278.4	1:35.796	
3	27.084	162.2	48.897	194.6	33.383	230.8	213.9	1:49.364		12	21.299	178.5	43.933	220.9	30.404	229.3	279.1	1:35.636	
4	22.286	158.8	43.774	222.2	30.480	<u>234.3</u>	286.5	1:36.540		13	21.511	172.8	43.316	217.7	30.875	229.8	282.0	1:35.702	
5	<u>20.925</u>	171.7	42.855	<u>224.1</u>	<u>30.224</u>	231.8	283.5	<u>1:34.004</u>		14	21.429	175.6	43.769	214.7	31.072	230.3	281.3	1:36.270	
6	20.993	179.4	<u>42.640</u>	<u>224.1</u>	30.489	232.3	283.5	1:34.122		15	21.699	173.9	45.773	219.1	31.057	228.8	282.7	1:38.529	
7	21.423	<u>181.8</u>	43.909	219.5	32.709	223.6	282.7	1:38.041		16	21.583	161.0	44.413	211.4	31.225	226.4	282.0	1:37.221	
8	22.431	175.0	43.455	219.5	30.592	230.3	<u>287.2</u>	1:36.478		17	22.262	167.2	44.939	211.4	32.056	198.5	281.3	1:39.257	
9	21.562	171.7	43.025	221.3	30.357	231.8	280.5	1:34.944		18									

27 Marco Ghiotto										Dallara GP2									
lap	Sect-1	Speed	Sect-2	Speed	Sect-3	Speed	TopSpeed	laptime	pit	lap	Sect-1	Speed	Sect-2	Speed	Sect-3	Speed	Topspeed	laptime	pit
1	22.876	160.2	43.102	225.0	29.922	231.3	281.3	1:35.900		10	20.389	175.0	42.159	225.9	29.730	<u>236.8</u>	278.4	1:32.278	
2	20.810	175.9	46.112	220.9	36.835	181.8	256.5	1:43.757		11	20.285	173.6	42.277	225.0	31.357	236.3	279.1	1:33.919	
3	26.016	149.0	49.377	173.6	33.589	232.8	229.3	1:48.982		12	20.214	175.3	42.501	225.9	29.710	234.8	285.7	1:32.425	
4	21.113	173.6	42.540	224.5	29.447	233.8	<u>288.8</u>	1:33.100		13	20.487	176.5	42.070	225.5	29.522	<u>236.8</u>	282.0	1:32.079	
5	<u>20.030</u>	179.7	42.084	226.9	29.436	234.3	282.7	<u>1:31.550</u>		14	21.242	172.8	42.549	224.5	29.880	<u>236.8</u>	282.7	1:33.671	
6	20.324	180.6	41.869	<u>227.4</u>	29.994	233.8	282.0	1:32.187		15	20.548	169.3	42.424	224.1	29.682	235.8	282.0	1:32.654	
7	21.837	157.4	48.505	206.1	36.367	224.1	283.5	1:46.709		16	20.347	176.5	42.172	225.5	<u>29.244</u>	236.3	282.7	1:31.763	
8	21.632	171.4	42.786	225.5	29.359	234.3	282.7	1:33.777		17	20.744	173.9	42.841	223.1	30.056	231.8	285.0	1:33.641	
9	20.283	<u>181.2</u>	<u>41.782</u>	225.9	29.549	234.8	279.8	1:31.614		18									

Bosch Hockenheim Historic BMC Hockenheim

BOSS GP

Laps and Sector Times - Race 2

6 - 8 May 2022

Hockenheim GP - 4574mtr.

31		Paul O'Connell							Dallara World Series V8 - T12										
lap	Sect-1	Speed	Sect-2	Speed	Sect-3	Speed	TopSpeed	laptime	pit	lap	Sect-1	Speed	Sect-2	Speed	Sect-3	Speed	Topspeed	laptime	pit
1								1:55.025		10								1:36.340	
2								1:48.765		11								1:34.295	
3								1:40.493		12								<u>1:33.516</u>	
4								1:35.261		13								1:33.731	
5								1:34.412		14								1:35.770	
6								1:38.796		15								1:34.169	
7								1:40.859		16								1:37.136	
8								1:39.094		17			Pit In		Pit In			2:04.562	
9								1:37.698		18									

32		Simone Colombo							Dallara GP2										
lap	Sect-1	Speed	Sect-2	Speed	Sect-3	Speed	TopSpeed	laptime	pit	lap	Sect-1	Speed	Sect-2	Speed	Sect-3	Speed	Topspeed	laptime	pit
1	23.298	151.9	43.559	220.9	30.676	230.8	285.0	1:37.533		10	20.275	185.6	41.872	222.7	29.282	<u>237.9</u>	282.0	1:31.429	
2	20.909	176.5	47.917	214.7	34.519	157.4	248.3	1:43.345		11	21.011	173.9	42.921	216.0	29.735	235.3	279.8	1:33.667	
3	26.329	155.4	49.249	208.1	33.421	233.3	208.9	1:48.999		12	20.398	186.5	41.939	223.6	30.128	234.3	283.5	1:32.465	
4	21.127	181.8	41.839	<u>225.5</u>	29.562	234.3	288.0	1:32.528		13	20.703	186.5	41.979	223.1	30.397	233.8	286.5	1:33.079	
5	<u>20.155</u>	188.5	41.878	<u>225.5</u>	29.308	233.3	<u>290.3</u>	1:31.341		14	20.337	184.3	41.660	<u>225.5</u>	29.187	235.3	284.2	1:31.184	
6	20.316	189.8	41.973	220.9	28.774	231.3	282.7	1:31.063		15	20.280	183.7	41.830	224.1	29.762	234.8	282.7	1:31.872	
7	21.220	170.9	49.305	204.2	34.683	231.3	248.3	1:45.208		16	20.540	183.4	41.747	223.1	29.315	235.3	283.5	1:31.602	
8	20.420	<u>190.1</u>	<u>41.370</u>	224.1	<u>28.753</u>	232.8	284.2	<u>1:30.543</u>		17	20.503	178.8	43.221	215.6	30.779	232.8	288.0	1:34.503	
9	20.190	185.2	41.918	224.1	29.245	235.3	282.0	1:31.353		18									

37		Luca Martucci							Dallara GP2										
lap	Sect-1	Speed	Sect-2	Speed	Sect-3	Speed	TopSpeed	laptime	pit	lap	Sect-1	Speed	Sect-2	Speed	Sect-3	Speed	Topspeed	laptime	pit
1	25.870	145.9	45.596	220.0	30.862	232.8	276.2	1:42.328		10	21.223	175.3	42.099	217.7	29.702	<u>236.3</u>	279.1	1:33.024	
2	21.236	168.5	44.979	215.1	32.789	173.1	283.5	1:39.004		11	<u>20.146</u>	179.4	42.157	218.2	30.368	235.3	277.6	1:32.671	
3	27.348	165.4	48.581	212.6	33.326	231.3	199.3	1:49.255		12	20.501	170.6	44.061	216.0	31.437	235.8	282.0	1:35.999	
4	21.714	162.2	42.508	218.6	29.743	233.8	285.0	1:33.965		13	21.413	178.5	42.147	219.1	29.664	231.3	281.3	1:33.224	
5	20.336	180.9	41.880	221.8	29.604	233.8	<u>285.7</u>	1:31.820		14	20.415	179.7	42.820	221.8	29.741	233.3	282.7	1:32.976	
6	20.212	180.0	<u>41.657</u>	<u>225.9</u>	29.775	229.3	282.7	<u>1:31.644</u>		15	20.170	176.5	42.120	218.6	29.690	233.8	279.1	1:31.980	
7	20.765	173.4	47.457	189.5	36.028	225.0	284.2	1:44.250		16	20.451	<u>184.0</u>	41.766	217.3	29.625	232.8	283.5	1:31.842	
8	22.374	169.0	42.346	219.5	<u>29.483</u>	234.3	282.7	1:34.203		17	20.580	171.4	42.026	219.5	30.110	234.3	282.0	1:32.716	
9	20.559	180.6	42.154	216.4	29.496	235.8	282.0	1:32.209		18									

43		Giancarlo Pedetti							Dallara GP2										
lap	Sect-1	Speed	Sect-2	Speed	Sect-3	Speed	TopSpeed	laptime	pit	lap	Sect-1	Speed	Sect-2	Speed	Sect-3	Speed	Topspeed	laptime	pit
1	25.216	153.2	48.746	214.3	32.970	228.8	272.7	1:46.932		9	21.981	176.2	43.586	220.0	32.078	234.8	278.4	1:37.645	
2	23.356	143.0	46.872	216.9	32.480	230.8	274.1	1:42.708		10	21.511	158.6	43.954	223.1	30.787	232.3	272.7	1:36.252	
3	22.556	162.9	46.331	215.6	32.462	229.3	277.6	1:41.349		11	21.114	179.4	43.587	220.0	31.067	233.8	275.5	1:35.768	
4	22.084	162.9	45.237	220.4	31.911	229.3	280.5	1:39.232		12	<u>21.081</u>	179.4	43.713	221.3	31.131	233.3	278.4	1:35.925	
5	21.843	173.4	45.511	218.6	31.929	230.3	279.8	1:39.283		13	21.306	177.6	43.794	219.1	31.609	232.3	<u>281.3</u>	1:36.709	
6	21.930	174.8	45.436	220.4	31.976	229.8	256.5	1:39.342		14	21.633	177.6	43.606	<u>225.5</u>	30.703	<u>236.3</u>	278.4	1:35.942	
7	21.775	171.7	44.806	208.9	34.531	223.1	280.5	1:41.112		15	21.121	<u>180.6</u>	43.182	220.9	30.430	231.3	279.1	1:34.733	
8	22.492	172.5	44.182	220.9	32.646	229.8	277.6	1:39.320		16	21.212	176.2	<u>42.871</u>	223.6	<u>30.017</u>	235.3	279.1	<u>1:34.100</u>	

44		Thomas Jakoubek							Dallara GP2										
lap	Sect-1	Speed	Sect-2	Speed	Sect-3	Speed	TopSpeed	laptime	pit	lap	Sect-1	Speed	Sect-2	Speed	Sect-3	Speed	Topspeed	laptime	pit
1	26.627	149.0	52.156	196.4	34.803	201.9	271.4	1:53.586		6	Pit Out	135.3	48.900	192.2	35.253	214.3	258.4	2:52.924	
2	25.232	147.9	48.835	198.2	34.255	218.2	247.1	1:48.322		7	22.489	160.5	<u>44.182</u>	<u>208.5</u>	<u>32.879</u>	226.9	286.5	<u>1:39.550</u>	

Bosch Hockenheim Historic BMC Hockenheim

BOSS GP

6 - 8 May 2022

Laps and Sector Times - Race 2

Hockenheim GP - 4574mtr.

3	23.028	156.3	44.561	207.3	33.148	<u>227.8</u>	<u>289.5</u>	1:40.737	8	24.045	<u>166.7</u>	44.624	204.2	34.223	177.6	287.2	1:42.892
4	23.564	150.6	45.099	201.9	33.200	223.1	286.5	1:41.863	9	34.161	109.6	1:18.901	110.3	Pit In		118.6	2:52.971
5	<u>22.111</u>	166.4	47.509	198.5	Pit In		276.9	1:53.959	10								

46 Alexander Seibold										Dallara GP2									
lap	Sect-1	Speed	Sect-2	Speed	Sect-3	Speed	TopSpeed	laptime	pit	lap	Sect-1	Speed	Sect-2	Speed	Sect-3	Speed	Topspeed	laptime	pit
1	25.958	139.0	3:23.063	190.8	35.181	215.6	273.4	4:24.202		9	21.721	164.1	44.930	220.0	30.369	230.3	268.7	1:37.020	
2	24.244	146.9	48.398	208.1	32.334	227.4	231.3	1:44.976		10	21.170	172.0	43.487	221.8	30.430	232.8	272.7	1:35.087	
3	21.842	163.1	44.185	216.9	30.953	229.3	272.7	1:36.980		11	20.958	<u>176.8</u>	43.284	217.7	30.385	232.8	276.2	1:34.627	
4	21.757	163.9	44.652	219.5	30.745	227.4	274.1	1:37.154		12	21.057	176.5	43.129	216.4	30.149	<u>233.3</u>	<u>276.9</u>	1:34.335	
5	21.535	160.7	45.769	213.4	33.136	215.1	250.0	1:40.440		13	20.915	170.6	42.867	220.9	30.424	226.9	270.7	1:34.206	
6	25.251	142.3	45.002	215.1	30.520	228.3	274.1	1:40.773		14	<u>20.833</u>	171.7	<u>42.755</u>	221.3	<u>29.921</u>	232.3	274.8	<u>1:33.509</u>	
7	21.236	172.2	43.502	219.1	30.647	232.8	274.8	1:35.385		15	21.087	176.2	42.817	<u>222.2</u>	29.966	232.3	275.5	1:33.870	
8	21.745	172.8	43.373	217.7	30.350	228.8	270.7	1:35.468		16									

47 Walter Steding										Dallara GP2									
lap	Sect-1	Speed	Sect-2	Speed	Sect-3	Speed	TopSpeed	laptime	pit	lap	Sect-1	Speed	Sect-2	Speed	Sect-3	Speed	Topspeed	laptime	pit
1	Pit Out	140.8	52.962	197.8	33.189	215.1	212.2	<u>1:52.316</u>		9	23.120	162.9	46.460	199.6	32.078	220.0	258.4	1:41.658	
2	23.451	145.4	53.056	191.8	36.033	210.1	203.0	1:52.540		10	22.193	166.4	45.408	204.9	31.306	219.5	257.1	1:38.907	
3	26.058	146.7	51.714	193.2	35.546	214.3	222.2	1:53.318		11	<u>21.784</u>	164.4	45.108	208.5	31.662	221.8	261.5	1:38.554	
4	23.623	155.6	45.996	203.8	32.124	217.7	<u>262.1</u>	1:41.743		12	22.125	167.4	45.115	<u>210.9</u>	31.318	218.6	<u>262.1</u>	1:38.558	
5	22.431	164.4	46.037	206.1	31.784	217.7	259.0	1:40.252		13	21.787	167.4	45.237	206.1	31.934	223.1	259.6	1:38.958	
6	22.277	154.1	50.186	200.0	32.291	216.4	174.8	1:44.754		14	22.852	150.8	45.049	209.7	30.891	221.8	259.6	1:38.792	
7	22.475	156.7	45.738	206.9	32.288	215.1	258.4	1:40.501		15	21.804	<u>171.2</u>	44.872	209.3	31.454	222.2	260.9	1:38.130	
8	22.701	160.7	46.157	200.4	32.042	220.4	257.8	1:40.900		16	21.880	167.2	<u>44.328</u>	207.7	<u>30.674</u>	<u>224.1</u>	<u>262.1</u>	<u>1:36.882</u>	

51 Zdenek Chovanec-Lopez										Dallara 2011									
lap	Sect-1	Speed	Sect-2	Speed	Sect-3	Speed	TopSpeed	laptime	pit	lap	Sect-1	Speed	Sect-2	Speed	Sect-3	Speed	Topspeed	laptime	pit
1	21.374	161.0	42.031	226.9	28.408	237.4	283.5	1:31.813		10	20.178	182.4	42.777	219.1	30.165	235.8	282.0	1:33.120	
2	19.514	<u>190.5</u>	47.581	142.5	40.450	163.4	286.5	1:47.545		11	21.097	176.2	43.442	215.6	30.780	234.8	279.8	1:35.319	
3	25.227	149.0	49.982	156.3	32.051	237.9	197.8	1:47.260		12	20.854	173.6	42.473	219.5	31.843	229.8	282.7	1:35.170	
4	19.646	189.8	40.671	227.4	27.604	<u>240.5</u>	288.8	1:27.921		13	20.967	171.2	43.222	220.9	30.036	233.3	283.5	1:34.225	
5	<u>19.260</u>	<u>190.5</u>	<u>40.489</u>	228.3	<u>27.586</u>	<u>239.5</u>	287.2	<u>1:27.335</u>		14	20.962	173.4	42.869	219.1	30.624	230.8	284.2	1:34.455	
6	19.330	189.5	40.491	<u>228.8</u>	28.342	234.8	287.2	1:28.163		15	20.991	173.9	43.323	220.4	30.563	233.3	283.5	1:34.877	
7	21.238	162.7	49.078	216.4	30.275	234.3	209.3	1:40.591		16	21.158	173.6	43.739	211.4	31.136	234.3	285.0	1:36.033	
8	20.287	153.0	42.482	225.0	28.651	234.8	<u>291.9</u>	1:31.420		17	21.243	170.1	45.232	191.5	34.756	172.5	286.5	1:41.231	
9	20.314	188.2	41.438	225.5	29.056	234.8	285.0	1:30.808		18									

115 Andreas Hasler										Dallara World Series by Nissan - T08									
lap	Sect-1	Speed	Sect-2	Speed	Sect-3	Speed	TopSpeed	laptime	pit	lap	Sect-1	Speed	Sect-2	Speed	Sect-3	Speed	Topspeed	laptime	pit
1	27.814	134.7	54.182	188.2	36.695	201.1	229.3	1:58.691		9	24.603	149.4	50.285	195.3	35.530	202.6	236.8	1:50.418	
2	26.698	124.0	53.487	191.5	36.324	201.1	197.1	1:56.509		10	24.368	150.6	50.744	193.2	35.164	201.5		1:50.276	
3	25.791	129.2	51.313	192.5	36.620	200.7	235.3	1:53.724		11	24.582	156.5	49.981	194.2	36.183	202.2	<u>243.8</u>	1:50.746	
4	25.545	139.9	50.724	193.2	35.852	201.1	240.0	1:52.121		12	<u>24.294</u>	155.4	50.420	191.8	35.345	202.2	243.2	1:50.059	
5	25.445	152.3	50.643	197.4	36.834	201.1	232.8	1:52.922		13	24.535	153.6	50.362	<u>198.9</u>	35.103	<u>203.8</u>	243.2	1:50.000	
6	26.055	134.7	50.962	191.5	37.140	201.1		1:54.157		14	24.546	154.7	<u>49.580</u>	196.4	35.018	201.5	242.2	<u>1:49.144</u>	
7	26.105	156.3	50.361	197.8	35.708	200.7		1:52.174		15	24.718	153.8	49.853	197.1	<u>34.743</u>	202.2	227.4	1:49.314	
8	24.580	<u>157.0</u>	49.756	196.0	37.345	200.0	242.2	1:51.681		16									

Bosch Hockenheim Historic
 BMC Hockenheim

 BOSS GP
 Laptimes - Race 2

 6 - 8 May 2022
 Hockenheim GP - 4574mtr.

Nbr	Name	Laps	lap	Lap ..1	Lap ..2	Lap ..3	Lap ..4	Lap ..5	Lap ..6	Lap ..7	Lap ..8	Lap ..9	Lap ..0
10	Haralds Slegelmilhs	17	1 - 10	1:34.060	1:43.138	1:48.347	1:28.851	1:25.686	1:27.289	1:39.885	1:27.812	1:27.518	1:26.402
			11 - 20	1:28.968	1:29.367	1:31.231	1:33.140	1:32.521	1:34.574	1:37.870			
32	Simone Colombo	17	1 - 10	1:37.533	1:43.345	1:48.999	1:32.528	1:31.341	1:31.063	1:45.208	1:30.543	1:31.353	1:31.429
			11 - 20	1:33.667	1:32.465	1:33.079	1:31.184	1:31.872	1:31.602	1:34.503			
51	Zdenek Chovanec-Lopez	17	1 - 10	1:31.813	1:47.545	1:47.260	1:27.921	1:27.335	1:28.163	1:40.591	1:31.420	1:30.808	1:33.120
			11 - 20	1:35.319	1:35.170	1:34.225	1:34.455	1:34.877	1:36.033	1:41.231			
27	Marco Ghiotto	17	1 - 10	1:35.900	1:43.757	1:48.982	1:33.100	1:31.550	1:32.187	1:46.709	1:33.777	1:31.614	1:32.278
			11 - 20	1:33.919	1:32.425	1:32.079	1:33.671	1:32.654	1:31.763	1:33.641			
37	Luca Martucci	17	1 - 10	1:42.328	1:39.004	1:49.255	1:33.965	1:31.820	1:31.644	1:44.250	1:34.203	1:32.209	1:33.024
			11 - 20	1:32.671	1:35.999	1:33.224	1:32.976	1:31.980	1:31.842	1:32.716			
22	Michael Aberer	17	1 - 10	1:41.072	1:39.194	1:49.364	1:36.540	1:34.004	1:34.122	1:38.041	1:36.478	1:34.944	1:35.188
			11 - 20	1:35.796	1:35.636	1:35.702	1:36.270	1:38.529	1:37.221	1:39.257			
31	Paul O'Connell	17	1 - 10	1:55.025	1:48.765	1:40.493	1:35.261	1:34.412	1:38.796	1:40.859	1:39.094	1:37.698	1:36.340
			11 - 20	1:34.295	1:33.516	1:33.731	1:35.770	1:34.169	1:37.136	2:04.562			
43	Giancarlo Pedetti	16	1 - 10	1:46.932	1:42.708	1:41.349	1:39.232	1:39.283	1:39.342	1:41.112	1:39.320	1:37.645	1:36.252
			11 - 20	1:35.768	1:35.925	1:36.709	1:35.942	1:34.733	1:34.100				
47	Walter Steding	16	1 - 10	1:52.316	1:52.540	1:53.318	1:41.743	1:40.252	1:44.754	1:40.501	1:40.900	1:41.658	1:38.907
			11 - 20	1:38.554	1:38.558	1:38.958	1:38.792	1:38.130	1:36.882				
46	Alexander Seibold	15	1 - 10	4:24.202	1:44.976	1:36.980	1:37.154	1:40.440	1:40.773	1:35.385	1:35.468	1:37.020	1:35.087
			11 - 20	1:34.627	1:34.335	1:34.206	1:33.509	1:33.870					
115	Andreas Hasler	15	1 - 10	1:58.691	1:56.509	1:53.724	1:52.121	1:52.922	1:54.157	1:52.174	1:51.681	1:50.418	1:50.276
			11 - 20	1:50.746	1:50.059	1:50.000	1:49.144	1:49.314					
1	Ingo Gerstl	9	1 - 10	1:25.927	1:52.949	1:46.964	1:24.791	1:23.884	1:23.356	1:47.456	1:41.051	1:40.454	
44	Thomas Jakoubek	9	1 - 10	1:53.586	1:48.322	1:40.737	1:41.863	1:53.959	2:52.924	1:39.550	1:42.892	2:52.971	
8	Philip Stratford	4	1 - 10	1:47.568	1:55.804	1:53.477	1:33.069						
7	Ulf Ehninger	1	1 - 10	2:03.972									

Bosch Hockenheim Historic

Positions for each lap - Race 2

BOSS GP

Positions for each lap

6 - 8 May 2022

Hockenheim GP - 4574mtr.

Pos	Nr.	Name	1	2	3	4	5	6	7	8	9	10	11	12	13	14	15	16	17
1	37	Luca Martucci	1	1	1	1	1	1	1	10	10	10	10	10	10	10	10	10	10
2	31	Paul O'Connell	51	51	51	51	51	51	51	51	51	51	51	51	51	51	51	51	32
3	22	Michael Aberer	27	27	27	10	10	10	10	1	1	32	32	32	32	32	32	32	51
4	51	Zdenek Chovanec-Lopez	10	10	10	27	27	32	32	32	32	27	27	27	27	27	27	27	27
5	32	Simone Colombo	32	32	32	32	32	27	27	27	27	37	37	37	37	37	37	37	37
6	47	Walter Steding	22	22	22	37	37	37	37	37	37	22	22	22	22	22	22	22	22
7	27	Marco Ghiotto	37	37	37	22	22	22	22	22	22	43	31	31	31	31	31	31	31
8	43	Giancarlo Pedetti	43	43	43	43	43	43	43	43	43	31	43	43	43	43	43	43	
9	46	Alexander Seibold	44	44	44	31	31	31	31	31	31	47	47	47	47	47	47	47	
10	10	Haralds Slegelmilhs	31	31	31	44	44	47	47	47	47	115	46	46	46	46	46		
11	115	Andreas Hasler	115	115	115	8	47	115	115	115	115	46	115	115	115	115	115		
12	44	Thomas Jakoubek	8	8	8	47	115	44	44	44	46								
13	1	Ingo Gerstl	7	47	47	115	46	46	46	46	44								
14	8	Philip Straford	47	46	46	46													
15	7	Ulf Ehninger	46																

Bosch Hockenheim Historic

BMC Hockenheim

BOSS GP

Sector analyse - Race 2

6 - 8 May 2022

Hockenheim GP - 4574mtr.

Pos	Nbr	Name / Team name	Sector 1			Sector 2			Sector 3			theoretical best	Actual best	In
			time	Lap	pos	time	Lap	pos	time	Lap	pos			
1	10	Haralds Slegelmilhs	18.989	6	2	39.638	5	2	27.006	5	2	1:25.633	1:25.686	5
2	32	Simone Colombo	20.155	5	6	41.370	8	4	28.753	8	4	1:30.278	1:30.543	8
3	51	Zdenek Chovanec-Lopez	19.260	5	3	40.489	5	3	27.586	5	3	1:27.335	1:27.335	5
4	27	Marco Ghiotto	20.030	5	4	41.782	9	6	29.244	16	5	1:31.056	1:31.550	5
5	37	Luca Martucci	20.146	11	5	41.657	6	5	29.483	8	6	1:31.286	1:31.644	6
6	22	Michael Aberer	20.925	5	9	42.640	6	8	30.224	5	10	1:33.789	1:34.004	5
7	31	Paul O'Connell											1:33.516	12
8	43	Giancarlo Pedetti	21.081	12	10	42.871	16	10	30.017	16	9	1:33.969	1:34.100	16
9	47	Walter Steding	21.784	11	11	44.328	16	12	30.674	16	11	1:36.786	1:36.882	16
10	46	Alexander Seibold	20.833	14	8	42.755	14	9	29.921	14	8	1:33.509	1:33.509	14
11	115	Andreas Hasler	24.294	12	13	49.580	14	13	34.743	15	13	1:48.617	1:49.144	14
12	1	Ingo Gerstl	18.230	6	1	38.564	5	1	26.432	6	1	1:23.226	1:23.356	6
13	44	Thomas Jakoubek	22.111	5	12	44.182	7	11	32.879	7	12	1:39.172	1:39.550	7
14	8	Philip Stratford	20.293	5	7	41.820	4	7	29.630	4	7	1:31.743	1:33.069	4
15	7	Ulf Ehninger	26.338	1	14	53.475	1	14	56.222	0	14	2:16.035		

Bosch Hockenheim Historic

BMC Hockenheim

Heat name : BOSS GP - Race 2
 Heat Date : 08 May 2022
 Track name : Hockenheim GP - 4574 mtr.

Participants Started : 15	Participants Classified : 15
Participants Finished : 11	Participants Not Classified : 5
Participants Not Finished : 4	

Green flag at : 11:54:33	Heat recording start time : 11:41:16
Finish flag waved at : 12:20:55	Heat recording end time : 12:24:46
Total time under Green : 26:22	Total of All Laps in Heat : 204
Number of cautions : 0	Total time under Yellow : 00:00:00
Number of code-60's : 0	Total time under Code-60 : 00:00:00

Summary of winners per class

Nbr	Name / Team name	Car	Cls	Fastest Laptime	In	Avg. Speed	Laps	Race Time
10	Haralds Slegelmilhs	Dallara World Series V8 - T1	OP-2	1:25.686	5	176.93	17	26:22.113
32	Simone Colombo	Dallara GP2	For	1:30.543	8	173.46	17	26:53.778
115	Andreas Hasler	Dallara World Series by Niss	S-L	1:49.144	14	146.34	15	28:07.745
1	Ingo Gerstl	Toro Rosso F1 - STR1	Op	1:23.356	6	170.62	9	14:28.558

Leader history during the Heat

#	Nbr	Lap	to Lap	Name	Car
1	1	1	7	Ingo Gerstl	Toro Rosso F1 - STR1
2	10	8	17	Haralds Slegelmilhs	Dallara World Series V8 - T1

Best Lap time history during the Heat

#	Nbr	lap time	in lap	Name	Car	time of day
1	1	1:25.927	1	Ingo Gerstl	Toro Rosso F1 - STR1	11:56:01
2	1	1:24.791	4	Ingo Gerstl	Toro Rosso F1 - STR1	12:01:06
3	1	1:23.884	5	Ingo Gerstl	Toro Rosso F1 - STR1	12:02:29
4	1	1:23.356	6	Ingo Gerstl	Toro Rosso F1 - STR1	12:03:53

Summary of best laptimes per class

Nbr	Name / Team name	Car	Cls	Fastest Laptime	In	Speed
1	Ingo Gerstl	Toro Rosso F1 - STR1	Op	1:23.356	6	197.54
10	Haralds Slegelmilhs	Dallara World Series V8 - T12	OP-2	1:25.686	5	192.17
51	Zdenek Chovanec-Lopez	Dallara 2011	For	1:27.335	5	188.54
115	Andreas Hasler	Dallara World Series by Nissan - T08	S-L	1:49.144	14	150.87

Summary of number of laps in the lead

#	Nbr	Name	Car	# Laps in the lead
1	10	Haralds Slegelmilhs	Dallara	10
2	1	Ingo Gerstl	Toro Rosso	7