

Bosch Hockenheim Historic
BMC Hockenheim

BOSS GP
Result Qualifying

6 - 8 May 2022
Hockenheim GP - 4574mtr.

Pos	Nbr	Name / Entrant	Car	Cls	PlC	Fastest	In	Gap	Diff	Laps	Km/h
1	1	Ingo Gerstl Team Top Speed	Toro Rosso F1 - STR1	Op	1	1:21.093	5			6	203.06
2	51	Zdenek Chovanec-Lopez	Dallara 2011	For	1	1:26.727	5	5.634	5.634	6	189.86
3	32	Simone Colombo	Dallara GP2	For	2	1:28.142	5	7.049	1.415	6	186.82
4	8	Philip Stratford Penn Elcom Racing	Benetton F1 - B197	Op	2	1:29.010	4	7.917	0.868	5	184.99
5	27	Marco Ghiotto Scuderia Palladio	Dallara GP2	For	3	1:30.236	3	9.143	1.226	6	182.48
6	37	Luca Martucci	Dallara GP2	For	4	1:30.317	8	9.224	0.081	9	182.32
7	22	Michael Aberer	Dallara GP2	For	5	1:31.117	7	10.024	0.799	7	180.72
8	7	Ulf Ehninger	Benetton F1 - B197	Op	3	1:31.336	8	10.243	0.219	8	180.28
9	31	Paul O'Connell HS Engineering	Dallara World Series V8 - T12	For	6	1:33.017	8	11.924	1.681	9	177.03
10	110	Bianca Steiner	Dallara GP2	For	7	1:33.912	8	12.819	0.895	8	175.34
11	46	Alexander Seibold	Dallara GP2	For	8	1:34.923	6	13.830	1.011	7	173.47
12	47	Walter Steding Scuderia Palladio	Dallara GP2	For	9	1:35.374	6	14.281	0.451	7	172.65
13	44	Thomas Jakoubek Team Top Speed	Dallara GP2	For	10	1:36.577	8	15.484	1.203	8	170.50
14	43	Giancarlo Pedetti	Dallara GP2	For	11	1:37.925	7	16.832	1.348	7	168.15
15	28	Bruno Jarach	Dallara GP2	For	12	1:42.495	8	21.402	4.570	8	160.66
16	115	Andreas Hasler	Dallara World Series by Nissan - 1	S-L	1	1:49.642	2	28.549	7.147	2	150.18
17	10	Haralds Slegelmilhs HS Engineering	Dallara World Series V8 - T12	For	13					1	0.00
18	66	Andreas Fiedler	Dallara GP2	For	14						


Car # 37 3 startgrid places back RD Desicion 1

Fastest time : 1:21.093 in lap 5 by nbr. 1 : Ingo Gerstl (Toro Rosso)

Publication-time

Results: www.raceresults.at

Timekeeping by : SDO SportTiming

Race Director		Zeitnehmer	Timekeeper	
Werner Aichinger	Arthur Hirning		Bernd Jung	
Page 1 of 1	Results remain provisional pending technical examination and decisions from the stewards of the meeting			

Bosch Hockenheim Historic
BMC Hockenheim

BOSS GP

Class-Result Qualifying

6 - 8 May 2022
Hockenheim GP - 4574mtr.

Super Lights

Pos	Nbr	Name / Entrant	Car	Fastest	In	Gap	Diff	Laps	Km/h
1	115	Andreas Hasler	Dallara World Series by Nissan - T08	1:49.642	2			2	150.18

Formula

Pos	Nbr	Name / Entrant	Car	Fastest	In	Gap	Diff	Laps	Km/h
1	51	Zdenek Chovanec-Lopez	Dallara 2011	1:26.727	5			6	189.86
2	32	Simone Colombo	Dallara GP2	1:28.142	5	1.415	1.415	6	186.82
3	27	Marco Ghiotto Scuderia Palladio	Dallara GP2	1:30.236	3	3.509	2.094	6	182.48
4	37	Luca Martucci	Dallara GP2	1:30.317	8	3.590	0.081	9	182.32
5	22	Michael Aberer	Dallara GP2	1:31.117	7	4.390	0.799	7	180.72
6	31	Paul O'Connell HS Engineering	Dallara World Series V8 - T12	1:33.017	8	6.290	1.900	9	177.03
7	110	Bianca Steiner	Dallara GP2	1:33.912	8	7.185	0.895	8	175.34
8	46	Alexander Seibold	Dallara GP2	1:34.923	6	8.196	1.011	7	173.47
9	47	Walter Steding Scuderia Palladio	Dallara GP2	1:35.374	6	8.647	0.451	7	172.65
10	44	Thomas Jakoubek Team Top Speed	Dallara GP2	1:36.577	8	9.850	1.203	8	170.50
11	43	Giancarlo Pedetti	Dallara GP2	1:37.925	7	11.198	1.348	7	168.15
12	28	Bruno Jarach	Dallara GP2	1:42.495	8	15.768	4.570	8	160.66
13	10	Haralds Slegelmilhs HS Engineering	Dallara World Series V8 - T12					1	0.00
14	66	Andreas Fiedler	Dallara GP2						

Open


Pos	Nbr	Name / Entrant	Car	Fastest	In	Gap	Diff	Laps	Km/h
1	1	Ingo Gerstl Team Top Speed	Toro Rosso F1 - STR1	1:21.093	5			6	203.06
2	8	Philip Stratford Penn Elcom Racing	Benetton F1 - B197	1:29.010	4	7.917	7.917	5	184.99
3	7	Ulf Ehninger	Benetton F1 - B197	1:31.336	8	10.243	2.326	8	180.28

Fastest time : 1:21.093 in lap 5 by nbr. 1 : Ingo Gerstl (Toro Rosso)

Publication-time

Results: www.raceresults.at

Timekeeping by : SDO SportTiming


Race Director		Zeitnehmer	Timekeeper	
Werner Aichinger	Arthur Hirning		Bernd Jung	
Page 1 of 2	Results remain provisional pending technical examination and decisions from the stewards of the meeting			

Bosch Hockenheim Historic
BMC Hockenheim

BOSS GP
Class-Result Qualifying

6 - 8 May 2022
Hockenheim GP - 4574mtr.

Car # 37 3 startgrid places back RD Desicion 1

Fastest time : 1:21.093 in lap 5 by nbr. 1 : Ingo Gerstl (Toro Rosso)				Publication-time
Results: www.raceresults.at		Timekeeping by : SDO SportTiming		
Race Director		Zeitnehmer	Timekeeper	
Werner Aichinger	Arthur Hirning		Bernd Jung	
Page 2 of 2	Results remain provisional pending technical examination and decisions from the stewards of the meeting			

Bosch Hockenheim Historic
BMC Hockenheim

Heat name : BOSS GP - Qualifying
Heat Date : 07 May 2022
Track name : Hockenheim GP - 4574 mtr.

Participants Started	: 18	Participants Classified	: 18
Participants Finished	: 10	Participants Not Classified	: 3
Participants Not Finished	: 8		

Green flag at	: 09:40:01	Heat recording start time	: 09:34:41
Finish flag waved at	: 10:16:33	Heat recording end time	: 10:21:12
Total time under Green	: 36:32	Total of All Laps in Heat	: 110
Number of cautions	: 0	Total time under Yellow	: 00:00:00
Number of code-60's	: 0	Total time under Code-60	: 00:00:00

Best Lap time history during the Heat

#	Nbr	lap time	in lap	Name	Car	time of day
1	1	1:22.977	2	Ingo Gerstl	Toro Rosso F1 - STR1	09:43:10
2	1	1:22.493	3	Ingo Gerstl	Toro Rosso F1 - STR1	09:44:33
3	1	1:21.621	4	Ingo Gerstl	Toro Rosso F1 - STR1	09:45:55
4	1	1:21.093	5	Ingo Gerstl	Toro Rosso F1 - STR1	09:47:16

Summary of best laptimes per class

Nbr	Name / Team name	Car	Cls	Fastest Laptime	In	Speed
115	Andreas Hasler	Dallara World Series by Nissan - T08	S-L	1:49.642	2	150.18
51	Zdenek Chovanec-Lopez	Dallara 2011	For	1:26.727	5	189.86
1	Ingo Gerstl	Toro Rosso F1 - STR1	Op	1:21.093	5	203.06

Bosch Hockenheim Historic BMC Hockenheim

BOSS GP

6 - 8 May 2022

Laps and Sector Times - Qualifying

Hockenheim GP - 4574mtr.

1 Ingo Gerstl										Toro Rosso F1 - STR1									
lap	Sect-1	Speed	Sect-2	Speed	Sect-3	Speed	TopSpeed	laptime	pit	lap	Sect-1	Speed	Sect-2	Speed	Sect-3	Speed	Topspeed	laptime	pit
1	Pit Out	160.5	41.196	248.8	27.770	270.0	301.7	1:32.387		4	18.176	<u>213.4</u>	37.571	261.5	25.874	274.1	319.5	1:21.621	
2	18.622	197.1	37.940	259.0	26.415	271.4	317.6	1:22.977		5	<u>17.877</u>	209.7	<u>37.484</u>	<u>263.4</u>	<u>25.732</u>	<u>274.8</u>	<u>320.5</u>	<u>1:21.093</u>	
3	18.150	203.8	37.978	260.2	26.365	274.1	<u>320.5</u>	1:22.493		6	22.799	154.9	45.974	204.2	Pit In		264.1	1:50.085	

7 Ulf Ehninger										Benetton F1 - B197									
lap	Sect-1	Speed	Sect-2	Speed	Sect-3	Speed	TopSpeed	laptime	pit	lap	Sect-1	Speed	Sect-2	Speed	Sect-3	Speed	Topspeed	laptime	pit
1	Pit Out	121.8	52.926	208.1	34.967	233.8	240.5	7:31.110		5	21.207	155.2	42.813	230.8	30.034	244.3	299.2	1:34.054	
2	26.093	123.7	47.710	221.8	32.339	240.0	283.5	1:46.142		6	20.906	160.7	42.608	231.3	30.556	<u>245.5</u>	<u>303.4</u>	1:34.070	
3	7:47.367	121.8	49.385	216.0	32.807	240.0	278.4	9:09.559		7	21.783	156.1	43.711	<u>233.8</u>	29.630	<u>245.5</u>	283.5	1:35.124	
4	22.816	148.8	44.035	228.8	31.605	237.4	300.0	1:38.456		8	<u>20.084</u>	<u>171.4</u>	<u>42.032</u>	233.3	<u>29.220</u>	<u>245.5</u>	301.7	<u>1:31.336</u>	

8 Philip Stratford										Benetton F1 - B197									
lap	Sect-1	Speed	Sect-2	Speed	Sect-3	Speed	TopSpeed	laptime	pit	lap	Sect-1	Speed	Sect-2	Speed	Sect-3	Speed	Topspeed	laptime	pit
1	Pit Out	167.7	46.714	210.1	34.431	245.5	264.7	1:44.035		4	<u>19.791</u>	<u>202.2</u>	<u>40.588</u>	<u>237.4</u>	<u>28.631</u>	<u>251.2</u>	<u>302.5</u>	<u>1:29.010</u>	
2	20.605	125.7	1:22.760	224.1	30.075	248.3	231.3	2:13.440		5	22.452	128.9	59.499	107.2	Pit In		234.3	2:25.908	
3	20.857	180.6	41.119	233.8	28.713	<u>251.2</u>	300.8	1:30.689		6									

10 Haralds Slegelmilhs										Dallara World Series V8 - T12									
lap	Sect-1	Speed	Sect-2	Speed	Sect-3	Speed	TopSpeed	laptime	pit	lap	Sect-1	Speed	Sect-2	Speed	Sect-3	Speed	Topspeed	laptime	pit
1	Pit Out	<u>124.7</u>	<u>58.704</u>	<u>163.9</u>	Pit In		<u>190.5</u>	2:09.252		2									

22 Michael Aberer										Dallara GP2									
lap	Sect-1	Speed	Sect-2	Speed	Sect-3	Speed	TopSpeed	laptime	pit	lap	Sect-1	Speed	Sect-2	Speed	Sect-3	Speed	Topspeed	laptime	pit
1	Pit Out	133.2	Pit In		Pit In		220.9	8:36.853		5	21.562	177.3	43.141	224.1	30.615	235.3		1:35.318	
2	Pit Out	131.9	48.634	204.5	34.057	216.4	270.7	9:31.199		6	20.840	<u>185.6</u>	43.367	225.5	28.926	236.3	<u>285.7</u>	1:33.133	
3	22.271	158.8	46.517	214.3	31.458	231.3	274.1	1:40.246		7	<u>20.332</u>	180.9	<u>41.928</u>	<u>226.4</u>	<u>28.857</u>	<u>237.9</u>	285.0	<u>1:31.117</u>	
4	21.101	179.1	42.844	224.5	30.772	236.3	284.2	1:34.717		8									

27 Marco Ghiotto										Dallara GP2									
lap	Sect-1	Speed	Sect-2	Speed	Sect-3	Speed	TopSpeed	laptime	pit	lap	Sect-1	Speed	Sect-2	Speed	Sect-3	Speed	Topspeed	laptime	pit
1	Pit Out	152.8	44.086	220.4	29.862	235.3	278.4	1:35.904		4	20.211	184.3	41.860	228.3	29.231	<u>236.3</u>	285.0	1:31.302	
2	20.179	182.7	42.138	228.3	29.327	235.3	282.0	1:31.644		5	<u>19.762</u>	182.1	<u>41.461</u>	<u>229.3</u>	29.489	234.3	<u>285.7</u>	1:30.712	
3	19.927	<u>188.5</u>	41.641	227.4	<u>28.668</u>	<u>236.3</u>	283.5	<u>1:30.236</u>		6	24.604	147.3	51.490	164.1	Pit In		213.4	2:09.481	

28 Bruno Jarach										Dallara GP2									
lap	Sect-1	Speed	Sect-2	Speed	Sect-3	Speed	TopSpeed	laptime	pit	lap	Sect-1	Speed	Sect-2	Speed	Sect-3	Speed	Topspeed	laptime	pit
1	Pit Out	133.3	51.684	198.2	36.542	224.1	235.3	7:04.974		5	23.315	151.9	46.594	209.7	35.050	225.9	273.4	1:44.959	
2	23.401	148.4	46.664	210.1	35.067	224.5	<u>281.3</u>	1:45.132		6	23.306	156.1	46.855	210.1	35.344	224.5	273.4	1:45.505	
3	8:16.804	135.5	48.758	205.7	34.960	224.1	268.7	9:40.522		7	24.025	154.9	46.242	<u>213.4</u>	<u>33.983</u>	<u>228.3</u>	268.7	1:44.250	
4	23.461	<u>162.4</u>	46.847	210.1	34.787	225.5	279.8	1:45.095		8	<u>23.092</u>	156.7	<u>45.219</u>	212.2	34.184	<u>228.3</u>	275.5	<u>1:42.495</u>	

31 Paul O'Connell										Dallara World Series V8 - T12									
lap	Sect-1	Speed	Sect-2	Speed	Sect-3	Speed	TopSpeed	laptime	pit	lap	Sect-1	Speed	Sect-2	Speed	Sect-3	Speed	Topspeed	laptime	pit
1	Pit Out	147.9	51.943	184.0	35.905	216.4	234.3	6:59.821		6	21.196	178.2	42.859	217.7	29.619	225.5	269.3	1:33.674	
2	23.951	110.7	47.832	209.3	31.594	223.6	262.8	1:43.377		7	21.372	180.3	42.629	<u>218.6</u>	<u>29.435</u>	226.9	<u>270.7</u>	1:33.436	
3	7:48.620	145.0	47.977	206.1	33.465	216.0	246.6	9:10.062		8	<u>20.869</u>	<u>183.4</u>	<u>42.594</u>	<u>218.6</u>	29.554	225.5	<u>270.7</u>	<u>1:33.017</u>	
4	22.892	159.3	44.690	209.7	31.103	223.6	250.6	1:38.685		9	20.883	182.1	44.175	204.5	Pit In		<u>270.7</u>	1:54.101	
5	21.598	175.9	43.111	216.4	29.793	<u>227.8</u>	269.3	1:34.502		10									

Bosch Hockenheim Historic BMC Hockenheim

BOSS GP

Laps and Sector Times - Qualifying

6 - 8 May 2022

Hockenheim GP - 4574mtr.

32 Simone Colombo										Dallara GP2									
lap	Sect-1	Speed	Sect-2	Speed	Sect-3	Speed	TopSpeed	laptime	pit	lap	Sect-1	Speed	Sect-2	Speed	Sect-3	Speed	Topspeed	laptime	pit
1	Pit Out	133.3	49.880	192.5	33.184	229.3	211.4	1:47.114		4	20.025	184.6	41.020	<u>227.4</u>	28.148	<u>237.4</u>	285.0	1:29.193	
2	23.270	132.0	45.693	219.5	30.566	233.3	280.5	1:39.529		5	<u>19.497</u>	<u>189.8</u>	<u>40.640</u>	<u>227.4</u>	<u>28.005</u>	<u>237.4</u>	<u>285.7</u>	<u>1:28.142</u>	
3	21.992	137.4	42.599	224.5	29.103	234.8	282.0	1:33.694		6	24.714	126.5	53.823	194.6	Pit In		185.2	2:08.659	

37 Luca Martucci										Dallara GP2									
lap	Sect-1	Speed	Sect-2	Speed	Sect-3	Speed	TopSpeed	laptime	pit	lap	Sect-1	Speed	Sect-2	Speed	Sect-3	Speed	Topspeed	laptime	pit
1	Pit Out	128.0	50.868	208.9	35.140	228.3	206.1	6:54.995		6	20.307	181.5	41.941	<u>226.4</u>	29.034	235.3	278.4	1:31.282	
2	22.169	161.7	44.398	221.3	30.904	231.8	279.8	1:37.471		7	20.827	176.8	41.509	225.9	<u>28.787</u>	235.8	283.5	1:31.123	
3	20.711	180.9	45.068	221.8	29.952	233.3	282.0	1:35.731		8	<u>20.013</u>	186.5	<u>41.487</u>	221.8	28.817	235.8	285.0	<u>1:30.317</u>	
4	7:34.524	142.9	47.541	215.6	31.673	232.3	223.6	8:53.738		9	20.814	182.4	43.552	224.1	30.712	234.3	<u>290.3</u>	1:35.078	
5	20.698	176.5	42.222	222.2	29.669	<u>237.4</u>	280.5	1:32.589		10									

43 Giancarlo Pedetti										Dallara GP2									
lap	Sect-1	Speed	Sect-2	Speed	Sect-3	Speed	TopSpeed	laptime	pit	lap	Sect-1	Speed	Sect-2	Speed	Sect-3	Speed	Topspeed	laptime	pit
1	Pit Out	128.6	53.245	199.3	35.809	226.9	222.7	6:24.177		5	23.149	155.6	45.803	214.3	32.224	<u>230.3</u>	276.9	1:41.176	
2	24.088	152.8	49.276	209.3	38.057	225.0	268.7	1:51.421		6	22.058	<u>162.9</u>	45.037	<u>218.6</u>	32.090	229.8	<u>279.1</u>	1:39.185	
3	8:57.859	126.8	56.865	203.8	36.417	185.6	232.3	10:31.141		7	<u>21.686</u>	160.2	<u>44.426</u>	217.7	<u>31.813</u>	228.3	<u>279.1</u>	<u>1:37.925</u>	
4	24.994	149.2	47.127	212.6	32.977	228.8	277.6	1:45.098		8									

44 Thomas Jakoubek										Dallara GP2									
lap	Sect-1	Speed	Sect-2	Speed	Sect-3	Speed	TopSpeed	laptime	pit	lap	Sect-1	Speed	Sect-2	Speed	Sect-3	Speed	Topspeed	laptime	pit
1	Pit Out	138.5	51.760	185.2	34.805	216.4	223.6	6:41.793		5	21.870	163.6	44.423	<u>213.4</u>	31.873	<u>229.8</u>	286.5	1:38.166	
2	23.260	143.0	46.721	203.0	32.942	225.5	276.9	1:42.923		6	21.834	171.4	43.926	210.9	32.195	<u>229.8</u>	286.5	1:37.955	
3	7:51.427	135.7	49.507	192.9	35.032	221.3	260.2	9:15.966		7	21.996	164.6	47.093	191.5	32.652	229.3	286.5	1:41.741	
4	22.419	148.1	46.167	208.5	32.701	228.8	284.2	1:41.287		8	<u>21.402</u>	<u>171.7</u>	<u>43.550</u>	<u>213.4</u>	<u>31.625</u>	<u>229.8</u>	<u>288.8</u>	<u>1:36.577</u>	

46 Alexander Seibold										Dallara GP2									
lap	Sect-1	Speed	Sect-2	Speed	Sect-3	Speed	TopSpeed	laptime	pit	lap	Sect-1	Speed	Sect-2	Speed	Sect-3	Speed	Topspeed	laptime	pit
1	Pit Out	146.5	50.398	203.8	33.492	226.4	223.1	6:52.860		5	<u>21.008</u>	169.3	43.444	220.4	30.612	229.8	276.2	1:35.064	
2	23.016	66.1	1:16.911	209.7	32.901	223.6	177.9	2:12.828		6	21.107	<u>169.8</u>	<u>43.224</u>	220.9	30.592	231.8	<u>279.1</u>	<u>1:34.923</u>	
3	9:35.591	115.0	59.380	202.2	32.270	224.5	169.8	11:07.241		7	21.141	165.9	44.488	<u>222.7</u>	<u>30.544</u>	<u>235.3</u>	277.6	1:36.173	
4	22.245	160.7	44.176	219.5	30.641	230.3	274.1	1:37.062		8									

47 Walter Steding										Dallara GP2									
lap	Sect-1	Speed	Sect-2	Speed	Sect-3	Speed	TopSpeed	laptime	pit	lap	Sect-1	Speed	Sect-2	Speed	Sect-3	Speed	Topspeed	laptime	pit
1	Pit Out	140.1	47.111	211.4	34.502	204.9	272.7	7:08.689		5	21.764	<u>171.4</u>	43.309	215.1	31.048	<u>231.3</u>	281.3	1:36.121	
2	28.140	127.2	51.462	192.2	32.432	228.3	204.5	1:52.034		6	<u>21.485</u>	160.7	<u>43.248</u>	<u>219.1</u>	<u>30.641</u>	230.8	282.0	<u>1:35.374</u>	
3	7:42.598	153.2	46.265	204.5	32.837	230.3	277.6	9:01.700		7	24.232	159.3	45.113	203.8	Pit In		282.0	1:53.062	
4	22.567	156.7	44.580	216.4	30.995	230.8	<u>284.2</u>	1:38.142		8									

51 Zdenek Chovanec-Lopez										Dallara 2011									
lap	Sect-1	Speed	Sect-2	Speed	Sect-3	Speed	TopSpeed	laptime	pit	lap	Sect-1	Speed	Sect-2	Speed	Sect-3	Speed	Topspeed	laptime	pit
1	Pit Out	137.1	49.267	188.5	33.454	225.9	252.9	1:48.400		4	21.689	175.9	42.169	229.8	28.015	<u>242.7</u>	286.5	1:31.873 D	
2	21.852	161.9	43.745	224.5	28.467	239.5	264.1	1:34.064		5	<u>19.235</u>	<u>190.8</u>	<u>40.383</u>	<u>232.3</u>	27.109	242.2	<u>287.2</u>	<u>1:26.727</u>	
3	19.384	188.5	40.840	229.3	<u>27.109</u>	241.1	285.7	1:27.333		6	21.588	150.6	48.034	183.4	Pit In		210.5	1:52.391	

66 Andreas Fiedler										Dallara GP2									
lap	Sect-1	Speed	Sect-2	Speed	Sect-3	Speed	TopSpeed	laptime	pit	lap	Sect-1	Speed	Sect-2	Speed	Sect-3	Speed	Topspeed	laptime	pit

Bosch Hockenheim Historic
BMC Hockenheim

BOSS GP

6 - 8 May 2022

Laps and Sector Times - Qualifying

Hockenheim GP - 4574mtr.

110 Bianca Steiner										Dallara GP2									
lap	Sect-1	Speed	Sect-2	Speed	Sect-3	Speed	TopSpeed	laptime	pit	lap	Sect-1	Speed	Sect-2	Speed	Sect-3	Speed	Topspeed	laptime	pit
1	Pit Out	117.6	55.045	189.5	35.306	230.8	206.5	6:56.883		5	20.874	161.2	43.740	<u>224.5</u>	30.300	<u>237.4</u>	289.5	1:34.914	
2	25.181	145.2	47.531	200.7	39.319	232.3	249.4	1:52.031		6	20.614	<u>176.2</u>	<u>43.310</u>	224.1	34.759	231.3	289.5	1:38.683	
3	7:24.739	129.7	52.080	200.7	34.108	234.3	225.5	8:50.927		7	21.533	156.1	44.218	219.5	30.363	236.8	291.9	1:36.114	
4	21.968	154.1	45.015	217.3	31.867	235.8	285.0	1:38.850		8	<u>20.395</u>	172.8	43.333	220.4	<u>30.184</u>	234.8	<u>292.7</u>	<u>1:33.912</u>	

115 Andreas Hasler										Dallara World Series by Nissan - T08									
lap	Sect-1	Speed	Sect-2	Speed	Sect-3	Speed	TopSpeed	laptime	pit	lap	Sect-1	Speed	Sect-2	Speed	Sect-3	Speed	Topspeed	laptime	pit
1	Pit Out	134.3	53.554	194.2	36.069	<u>201.1</u>	224.1	6:33.819		2	<u>24.964</u>	<u>146.3</u>	<u>49.394</u>	<u>196.4</u>	<u>35.284</u>	200.4	<u>246.6</u>	<u>1:49.642</u>	

Bosch Hockenheim Historic
 BMC Hockenheim

BOSS GP
 Laptimes - Qualifying

6 - 8 May 2022
 Hockenheim GP - 4574mtr.

Nbr	Name	Laps	lap	Lap ..1	Lap ..2	Lap ..3	Lap ..4	Lap ..5	Lap ..6	Lap ..7	Lap ..8	Lap ..9	Lap ..0
37	Luca Martucci	9	1 - 10	6:54.995	1:37.471	1:35.731	8:53.738	1:32.589	1:31.282	1:31.123	1:30.317	1:35.078	
31	Paul O'Connell	9	1 - 10	6:59.821	1:43.377	9:10.062	1:38.685	1:34.502	1:33.674	1:33.436	1:33.017	1:54.101	
7	Ulf Ehninger	8	1 - 10	7:31.110	1:46.142	9:09.559	1:38.456	1:34.054	1:34.070	1:35.124	1:31.336		
110	Bianca Steiner	8	1 - 10	6:56.883	1:52.031	8:50.927	1:38.850	1:34.914	1:38.683	1:36.114	1:33.912		
44	Thomas Jakoubek	8	1 - 10	6:41.793	1:42.923	9:15.966	1:41.287	1:38.166	1:37.955	1:41.741	1:36.577		
28	Bruno Jarach	8	1 - 10	7:04.974	1:45.132	9:40.522	1:45.095	1:44.959	1:45.505	1:44.250	1:42.495		
47	Walter Steding	7	1 - 10	7:08.689	1:52.034	9:01.700	1:38.142	1:36.121	1:35.374	1:53.062			
22	Michael Aberer	7	1 - 10	8:36.853	9:31.199	1:40.246	1:34.717	1:35.318	1:33.133	1:31.117			
43	Giancarlo Pedetti	7	1 - 10	6:24.177	1:51.421	10:31.141	1:45.098	1:41.176	1:39.185	1:37.925			
46	Alexander Seibold	7	1 - 10	6:52.860	2:12.828	11:07.241	1:37.062	1:35.064	1:34.923	1:36.173			
1	Ingo Gerstl	6	1 - 10	1:32.387	1:22.977	1:22.493	1:21.621	1:21.093	1:50.085				
51	Zdenek Chovanec-Lopez	6	1 - 10	1:48.400	1:34.064	1:27.333	1:31.873	1:26.727	1:52.391				
32	Simone Colombo	6	1 - 10	1:47.114	1:39.529	1:33.694	1:29.193	1:28.142	2:08.659				
27	Marco Ghiotto	6	1 - 10	1:35.904	1:31.644	1:30.236	1:31.302	1:30.712	2:09.481				
8	Philip Stratford	5	1 - 10	1:44.035	2:13.440	1:30.689	1:29.010	2:25.908					
115	Andreas Hasler	2	1 - 10	6:33.819	1:49.642								
10	Haralds Slegelmilhs	1	1 - 10	2:09.252									
66	Andreas Fiedler		1 - 10										

Bosch Hockenheim Historic

BMC Hockenheim

BOSS GP

Sector analyse - Qualifying

6 - 8 May 2022

Hockenheim GP - 4574mtr.

Pos	Nbr	Name / Team name	Sector 1			Sector 2			Sector 3			theoretical best	Actual best	In
			time	Lap	pos	time	Lap	pos	time	Lap	pos			
1	1	Ingo Gerstl	17.877	5	1	37.484	5	1	25.732	5	1	1:21.093	1:21.093	5
2	51	Zdenek Chovanec-Lopez	19.235	5	2	40.383	5	2	27.109	3	2	1:26.727	1:26.727	5
3	32	Simone Colombo	19.497	5	3	40.640	5	4	28.005	5	3	1:28.142	1:28.142	5
4	8	Philip Stratford	19.791	4	5	40.588	4	3	28.631	4	4	1:29.010	1:29.010	4
5	27	Marco Ghiotto	19.762	5	4	41.461	5	5	28.668	3	5	1:29.891	1:30.236	3
6	37	Luca Martucci	20.013	8	6	41.487	8	6	28.787	7	6	1:30.287	1:30.317	8
7	22	Michael Aberer	20.332	7	8	41.928	7	7	28.857	7	7	1:31.117	1:31.117	7
8	7	Ulf Ehninger	20.084	8	7	42.032	8	8	29.220	8	8	1:31.336	1:31.336	8
9	31	Paul O'Connell	20.869	8	10	42.594	8	9	29.435	7	9	1:32.898	1:33.017	8
10	110	Bianca Steiner	20.395	8	9	43.310	6	12	30.184	8	10	1:33.889	1:33.912	8
11	46	Alexander Seibold	21.008	5	11	43.224	6	10	30.544	7	11	1:34.776	1:34.923	6
12	47	Walter Steding	21.485	6	13	43.248	6	11	30.641	6	12	1:35.374	1:35.374	6
13	44	Thomas Jakoubek	21.402	8	12	43.550	8	13	31.625	8	13	1:36.577	1:36.577	8
14	43	Giancarlo Pedetti	21.686	7	14	44.426	7	14	31.813	7	14	1:37.925	1:37.925	7
15	28	Bruno Jarach	23.092	8	15	45.219	8	15	33.983	7	15	1:42.294	1:42.495	8
16	115	Andreas Hasler	24.964	2	16	49.394	2	16	35.284	2	16	1:49.642	1:49.642	2
17	10	Haralds Slegelmilhs				58.704	1	18						
18	66	Andreas Fiedler												