

Bosch Hockenheim Historic

BMC Hockenheim

BOSS GP

Result Training 1

6 - 8 May 2022

Hockenheim GP - 4574mtr.


Pos	Nbr	Name / Entrant	Car	Cls	Plc	Fastest	In	Gap	Diff	Laps	Km/h
1	1	Ingo Gerstl Team Top Speed	Toro Rosso F1 - STR1	Op	1	1:25.771	4			6	191.98
2	10	Haralds Slegelmilhs HS Engineering	Dallara World Series V8 - T12	For	1	1:28.049	13	2.278	2.278	16	187.01
3	8	Philip Stratford Penn Elcom Racing	Benetton F1 - B197	Op	2	1:28.266	7	2.495	0.217	7	186.55
4	51	Zdenek Chovanec-Lopez	Dallara 2011	For	2	1:28.660	15	2.889	0.394	15	185.73
5	32	Simone Colombo	Dallara GP2	For	3	1:30.691	12	4.920	2.031	13	181.57
6	27	Marco Ghiotto Scuderia Palladio	Dallara GP2	For	4	1:31.312	12	5.541	0.621	13	180.33
7	37	Luca Martucci	Dallara GP2	For	5	1:32.140	10	6.369	0.828	12	178.71
8	46	Alexander Seibold	Dallara GP2	For	6	1:32.851	12	7.080	0.711	13	177.34
9	7	Ulf Ehninger	Benetton F1 - B197	Op	3	1:34.358	10	8.587	1.507	11	174.51
10	47	Walter Steding Scuderia Palladio	Dallara GP2	For	7	1:35.602	10	9.831	1.244	11	172.24
11	31	Paul O'Connell HS Engineering	Dallara World Series V8 - T12	For	8	1:36.357	9	10.586	0.755	14	170.89
12	43	Giancarlo Pedetti	Dallara GP2	For	9	1:39.553	4	13.782	3.196	5	165.40
13	22	Michael Aberer	Dallara GP2	For	10	1:40.460	3	14.689	0.907	9	163.91
14	28	Bruno Jarach	Dallara GP2	For	11	1:45.822	12	20.051	5.362	15	155.60
15	44	Thomas Jakoubek Team Top Speed	Dallara GP2	For	12	1:46.301	6	20.530	0.479	8	154.90
16	115	Andreas Hasler	Dallara World Series by Nissan - 1	S-L	1	1:48.383	5	22.612	2.082	6	151.93
17	111	Alexander Geier	Tattus World Series by Renault	S-L	2					3	0.00

Fastest time : 1:25.771 in lap 4 by nbr. 1 : Ingo Gerstl (Toro Rosso)

Publication-time

Results: www.raceresults.at

Timekeeping by : SDO SportTiming

Race Director		Zeitnehmer	Timekeeper	
Werner Aichinger			Bernd Jung	
Page 1 of 1	Results remain provisional pending technical examination and decisions from the stewards of the meeting			

Bosch Hockenheim Historic

BMC Hockenheim

BOSS GP

Class-Result Training 1

6 - 8 May 2022
 Hockenheim GP - 4574mtr.

Super Lights

Pos	Nbr	Name / Entrant	Car	Fastest	In	Gap	Diff	Laps	Km/h
1	115	Andreas Hasler	Dallara World Series by Nissan - T08	1:48.383	5			6	151.93
2	111	Alexander Geier	Tattus World Series by Renault					3	0.00

Formula

Pos	Nbr	Name / Entrant	Car	Fastest	In	Gap	Diff	Laps	Km/h
1	10	Haralds Slegelmilhs HS Engineering	Dallara World Series V8 - T12	1:28.049	13			16	187.01
2	51	Zdenek Chovanec-Lopez	Dallara 2011	1:28.660	15	0.611	0.611	15	185.73
3	32	Simone Colombo	Dallara GP2	1:30.691	12	2.642	2.031	13	181.57
4	27	Marco Ghiotto Scuderia Palladio	Dallara GP2	1:31.312	12	3.263	0.621	13	180.33
5	37	Luca Martucci	Dallara GP2	1:32.140	10	4.091	0.828	12	178.71
6	46	Alexander Seibold	Dallara GP2	1:32.851	12	4.802	0.711	13	177.34
7	47	Walter Steding Scuderia Palladio	Dallara GP2	1:35.602	10	7.553	2.751	11	172.24
8	31	Paul O'Connell HS Engineering	Dallara World Series V8 - T12	1:36.357	9	8.308	0.755	14	170.89
9	43	Giancarlo Pedetti	Dallara GP2	1:39.553	4	11.504	3.196	5	165.40
10	22	Michael Aberer	Dallara GP2	1:40.460	3	12.411	0.907	9	163.91
11	28	Bruno Jarach	Dallara GP2	1:45.822	12	17.773	5.362	15	155.60
12	44	Thomas Jakoubek Team Top Speed	Dallara GP2	1:46.301	6	18.252	0.479	8	154.90

Open


Pos	Nbr	Name / Entrant	Car	Fastest	In	Gap	Diff	Laps	Km/h
1	1	Ingo Gerstl Team Top Speed	Toro Rosso F1 - STR1	1:25.771	4			6	191.98
2	8	Philip Stratford Penn Elcom Racing	Benetton F1 - B197	1:28.266	7	2.495	2.495	7	186.55
3	7	Ulf Ehninger	Benetton F1 - B197	1:34.358	10	8.587	6.092	11	174.51

Fastest time : 1:25.771 in lap 4 by nbr. 1 : Ingo Gerstl (Toro Rosso)

Publication-time

 Results: www.raceresults.at


Timekeeping by : SDO SportTiming

Race Director		Zeitnehmer	Timekeeper	
Werner Aichinger			Bernd Jung	
Page 1 of 2	Results remain provisional pending technical examination and decisions from the stewards of the meeting			

Bosch Hockenheim Historic
BMC Hockenheim

BOSS GP
Class-Result Training 1

6 - 8 May 2022
Hockenheim GP - 4574mtr.

Fastest time : 1:25.771 in lap 4 by nbr. 1 : Ingo Gerstl (Toro Rosso)				Publication-time
Results: www.raceresults.at		Timekeeping by : SDO SportTiming		
Race Director		Zeitnehmer	Timekeeper	
Werner Aichinger			Bernd Jung	
Page 2 of 2	Results remain provisional pending technical examination and decisions from the stewards of the meeting			

Bosch Hockenheim Historic

BMC Hockenheim

BOSS GP

Sector analyse - Training 1

6 - 8 May 2022

Hockenheim GP - 4574mtr.

Pos	Nbr	Name / Team name	Sector 1			Sector 2			Sector 3			theoretical best	Actual best	In
			time	Lap	pos	time	Lap	pos	time	Lap	pos			
1	1	Ingo Gerstl	18.886	4	1	39.887	4	1	26.998	4	1	1:25.771	1:25.771	4
2	10	Haralds Slegelmilhs	19.374	14	2	40.393	7	2	28.023	13	3	1:27.790	1:28.049	13
3	8	Philip Stratford											1:28.266	7
4	51	Zdenek Chovanec-Lopez	19.663	8	3	40.805	13	3	27.976	15	2	1:28.444	1:28.660	15
5	32	Simone Colombo	20.078	12	5	41.354	12	5	29.259	12	4	1:30.691	1:30.691	12
6	27	Marco Ghiotto	20.017	12	4	41.288	13	4	29.562	11	5	1:30.867	1:31.312	12
7	37	Luca Martucci	20.415	10	6	41.646	10	6	29.615	8	6	1:31.676	1:32.140	10
8	46	Alexander Seibold	20.641	12	8	42.491	12	7	29.694	9	7	1:32.826	1:32.851	12
9	7	Ulf Ehninger	20.525	11	7	43.058	11	8	30.187	10	8	1:33.770	1:34.358	10
10	47	Walter Steding	21.247	10	9	43.728	10	9	30.627	10	9	1:35.602	1:35.602	10
11	31	Paul O'Connell	21.605	9	10	43.852	9	10	30.900	9	10	1:36.357	1:36.357	9
12	43	Giancarlo Pedetti	21.611	5	11	45.139	4	12	32.259	4	11	1:39.009	1:39.553	4
13	22	Michael Aberer	22.601	3	12	44.869	3	11	32.294	4	12	1:39.764	1:40.460	3
14	28	Bruno Jarach	23.906	4	15	46.134	12	13	34.973	14	15	1:45.013	1:45.822	12
15	44	Thomas Jakoubek	23.440	4	13	47.248	5	14	34.445	6	13	1:45.133	1:46.301	6
16	115	Andreas Hasler	23.897	6	14	49.112	5	15	34.965	4	14	1:47.974	1:48.383	5
17	111	Alexander Geier	31.151	2	16	55.990	1	16	38.480	1	16	2:05.621		

Bosch Hockenheim Historic BMC Hockenheim

BOSS GP

6 - 8 May 2022

Laps and Sector Times - Training 1

Hockenheim GP - 4574mtr.

1 Ingo Gerstl										Toro Rosso F1 - STR1									
lap	Sect-1	Speed	Sect-2	Speed	Sect-3	Speed	TopSpeed	laptime	pit	lap	Sect-1	Speed	Sect-2	Speed	Sect-3	Speed	Topspeed	laptime	pit
1	Pit Out	150.0	47.459	234.3	31.714	251.2	257.1	1:42.814		4	<u>18.886</u>	190.1	<u>39.887</u>	<u>244.9</u>	<u>26.998</u>	<u>256.5</u>	<u>297.5</u>	<u>1:25.771</u>	
2	19.682	188.5	41.043	244.3	28.104	254.1	292.7	1:28.829		5	23.910	153.2	44.064	220.4	31.479	254.7	288.8	1:39.453	
3	19.395	<u>194.6</u>	41.061	240.5	27.451	255.9	295.1	1:27.907		6	28.651	113.6	59.180	157.0	Pit In		179.1	2:15.966	

7 Ulf Ehninger										Benetton F1 - B197									
lap	Sect-1	Speed	Sect-2	Speed	Sect-3	Speed	TopSpeed	laptime	pit	lap	Sect-1	Speed	Sect-2	Speed	Sect-3	Speed	Topspeed	laptime	pit
1	Pit Out	107.5	59.478	199.3	37.241	230.3	182.7	2:06.752		7	21.077	157.2	44.824	223.6	31.620	240.5	289.5	1:37.521	
2	24.104	145.6	49.885	216.9	33.839	238.4	243.8	1:47.828		8	20.960	160.2	43.800	229.8	30.994	241.6	295.1	1:35.754	
3	23.005	152.1	47.560	223.6	Pit In		278.4	1:52.790		9	20.809	<u>169.0</u>	44.059	230.8	31.279	<u>243.2</u>	288.8	1:36.147	
4	Pit Out	122.9	51.948	216.0	34.159	236.3	235.8	3:05.569		10	20.619	168.2	43.552	229.3	<u>30.187</u>	242.7	<u>295.9</u>	<u>1:34.358</u>	
5	22.075	153.6	46.163	225.5	31.655	239.5	284.2	1:39.893		11	<u>20.525</u>	164.4	<u>43.058</u>	<u>231.8</u>	Pit In		<u>295.9</u>	1:53.753	
6	21.293	162.9	44.582	224.5	31.290	240.0	288.0	1:37.165		12									

8 Philip Stratford										Benetton F1 - B197									
lap	Sect-1	Speed	Sect-2	Speed	Sect-3	Speed	TopSpeed	laptime	pit	lap	Sect-1	Speed	Sect-2	Speed	Sect-3	Speed	Topspeed	laptime	pit
1								1:33.423		5								1:33.296	
2								1:34.530		6								1:28.599	
3								1:30.539		7								<u>1:28.266</u>	
4			Pit In		Pit In			7:02.720		8									

10 Haralds Siegelmilhs										Dallara World Series V8 - T12									
lap	Sect-1	Speed	Sect-2	Speed	Sect-3	Speed	TopSpeed	laptime	pit	lap	Sect-1	Speed	Sect-2	Speed	Sect-3	Speed	Topspeed	laptime	pit
1	Pit Out	69.7	55.235	214.7	32.372	238.9	218.6	1:56.001		9	20.052	171.2	41.023	233.8	29.905	244.9	300.8	1:30.980	
2	23.220	129.5	43.523	230.3	30.985	247.1	294.3	1:37.728		10	19.619	179.4	41.001	229.8	Pit In		300.0	1:42.118	
3	20.244	165.6	41.937	<u>235.3</u>	29.378	248.3	297.5	1:31.559		11	Pit Out	169.0	42.005	230.3	28.698	241.6	282.7	7:43.186	
4	20.166	167.4	43.075	<u>235.3</u>	29.113	248.3	300.8	1:32.354		12	19.502	180.0	40.648	230.8	28.217	244.9	285.7	1:28.367	
5	21.075	183.4	41.213	<u>235.3</u>	29.800	248.3	<u>307.7</u>	1:32.088		13	19.421	<u>185.6</u>	40.605	232.3	<u>28.023</u>	243.2	284.2	<u>1:28.049</u>	
6	20.781	153.2	41.487	233.8	28.426	<u>248.8</u>	299.2	1:30.694		14	<u>19.374</u>	184.9	41.352	227.8	28.179	242.7	285.0	1:28.905	
7	19.792	179.4	<u>40.393</u>	233.8	28.454	247.7	300.0	1:28.639		15	19.444	183.4	40.649	234.3	28.122	243.8	283.5	1:28.215	
8	19.794	174.8	41.597	229.8	28.798	246.0	306.8	1:30.189		16	19.531	183.7	41.512	173.4	Pit In		283.5	1:46.917	

22 Michael Aberer										Dallara GP2									
lap	Sect-1	Speed	Sect-2	Speed	Sect-3	Speed	TopSpeed	laptime	pit	lap	Sect-1	Speed	Sect-2	Speed	Sect-3	Speed	Topspeed	laptime	pit
1	Pit Out	122.3	52.448	199.6	35.024	205.3	233.8	1:56.988		6	Pit Out	155.4	49.724	206.1	32.557	227.8	276.9	3:03.536	
2	24.264	147.3	46.093	214.3	32.643	224.5	277.6	1:43.000		7	22.643	173.9	45.775	212.6	34.065	174.8		1:42.483	
3	<u>22.601</u>	165.4	<u>44.869</u>	213.0	32.990	<u>231.8</u>	281.3	<u>1:40.460</u>		8	25.181	163.9	48.370	201.9	Pit In		268.0	2:01.915	
4	23.961	<u>179.7</u>	45.322	<u>218.6</u>	<u>32.294</u>	227.4	<u>288.0</u>	1:41.577		9	Pit Out	152.8	52.785	190.1	Pit In		266.7	5:14.609	
5	23.258	134.8	47.083	212.6	Pit In		276.9	1:56.978		10									

27 Marco Ghiotto										Dallara GP2									
lap	Sect-1	Speed	Sect-2	Speed	Sect-3	Speed	TopSpeed	laptime	pit	lap	Sect-1	Speed	Sect-2	Speed	Sect-3	Speed	Topspeed	laptime	pit
1	Pit Out	128.0	47.038	218.6	33.195	228.3	277.6	1:46.149		8	20.173	185.6	41.564	226.4	29.960	233.8	283.5	1:31.697	
2	21.936	167.4	42.964	224.5	30.332	232.8	282.7	1:35.232		9	22.134	174.2	44.421	223.1	31.683	234.3	<u>288.8</u>	1:38.238	
3	20.811	185.2	42.120	226.9	31.242	231.8	283.5	1:34.173		10	20.339	180.3	42.116	221.3	30.063	235.3	285.7	1:32.518	
4	21.261	184.3	43.436	225.5	29.759	<u>238.4</u>	284.2	1:34.456		11	20.085	181.2	42.179	226.9	<u>29.562</u>	235.8	285.0	1:31.826	
5	20.398	<u>191.2</u>	42.410	223.1	29.612	237.4	284.2	1:32.420		12	<u>20.017</u>	181.2	41.360	227.8	29.935	231.3	283.5	<u>1:31.312</u>	
6	20.453	180.0	43.910	224.1	30.492	235.8	285.7	1:34.855		13	20.334	183.1	<u>41.288</u>	225.5	Pit In		284.2	1:45.627	
7	20.454	180.6	41.509	<u>228.8</u>	29.585	235.3	<u>288.8</u>	1:31.548		14									

Bosch Hockenheim Historic BMC Hockenheim

BOSS GP

Laps and Sector Times - Training 1

6 - 8 May 2022

Hockenheim GP - 4574mtr.

28 Bruno Jarach										Dallara GP2									
lap	Sect-1	Speed	Sect-2	Speed	Sect-3	Speed	TopSpeed	laptime	pit	lap	Sect-1	Speed	Sect-2	Speed	Sect-3	Speed	Topspeed	laptime	pit
1	Pit Out	117.1	54.098	181.8	37.907	214.7	224.1	1:59.465		9	24.377	147.9	48.706	201.5	37.754	211.8	262.8	1:50.837	
2	24.766	137.4	52.212	191.8	36.501	219.5	235.3	1:53.479		10	24.161	<u>156.5</u>	48.044	199.3	36.172	204.5	271.4	1:48.377	
3	24.183	143.2	49.821	198.5	36.262	220.9	250.0	1:50.266		11	24.232	153.0	47.527	201.1	36.926	223.1	<u>274.8</u>	1:48.685	
4	<u>23.906</u>	139.2	49.598	198.2	37.085	212.6	266.7	1:50.589		12	24.004	155.8	<u>46.134</u>	<u>207.3</u>	35.684	<u>224.1</u>	271.4	<u>1:45.822</u>	
5	24.806	143.0	50.807	196.4	36.445	207.3	267.3	1:52.058		13	24.246	151.9	46.906	203.4	35.347	223.6	272.0	1:46.499	
6	24.830	141.4	49.572	198.2	36.176	218.2	251.7	1:50.578		14	24.188	156.1	47.272	205.7	<u>34.973</u>	218.2	272.7	1:46.433	
7	24.859	153.2	48.288	195.7	37.610	214.7	<u>274.8</u>	1:50.757		15	24.289	147.9	55.673	152.3	Pit In		219.1	2:15.673	
8	24.630	150.6	47.673	202.6	37.406	211.8	270.7	1:49.709		16									

31 Paul O'Connell										Dallara World Series V8 - T12									
lap	Sect-1	Speed	Sect-2	Speed	Sect-3	Speed	TopSpeed	laptime	pit	lap	Sect-1	Speed	Sect-2	Speed	Sect-3	Speed	Topspeed	laptime	pit
1	Pit Out	137.4	51.131	192.5	34.693	217.7	216.4	1:53.256		8	22.201	171.2	44.127	208.1	31.197	222.2	266.7	1:37.525	
2	23.654	166.9	45.728	203.0	32.582	223.1	266.0	1:41.964		9	<u>21.605</u>	179.1	<u>43.852</u>	209.7	<u>30.900</u>	222.7	266.0	<u>1:36.357</u>	
3	22.470	172.5	45.078	206.1	32.128	<u>225.9</u>	<u>268.0</u>	1:39.676		10	22.119	173.4	44.338	207.3	Pit In		266.0	1:56.060	
4	22.683	161.2	44.421	210.1	31.146	224.5	266.0	1:38.250		11	Pit Out	148.1	47.302	203.8	33.111	222.7	235.3	7:42.962	
5	22.096	176.5	43.855	<u>215.6</u>	30.971	223.1	<u>268.0</u>	1:36.922		12	22.148	178.2	44.369	214.3	31.171	221.8	266.7	1:37.688	
6	21.875	<u>180.0</u>	44.316	204.9	31.639	222.2	267.3	1:37.830		13	21.783	179.4	44.487	206.5	30.966	222.2	266.7	1:37.236	
7	22.799	178.2	44.553	205.7	35.737	221.3	267.3	1:43.089		14	22.305	162.2	44.617	208.1	Pit In		264.1	1:53.096	

32 Simone Colombo										Dallara GP2									
lap	Sect-1	Speed	Sect-2	Speed	Sect-3	Speed	TopSpeed	laptime	pit	lap	Sect-1	Speed	Sect-2	Speed	Sect-3	Speed	Topspeed	laptime	pit
1	Pit Out	131.1	57.826	173.4	36.149	226.4	176.2	2:00.545		8	20.445	178.8	43.115	223.1	29.488	233.8	281.3	1:33.048	
2	22.712	164.4	44.953	218.2	31.361	235.3	279.8	1:39.026		9	20.220	184.6	42.745	214.7	38.017	232.8	281.3	1:40.982	
3	22.846	119.2	46.542	222.7	31.965	234.3	262.1	1:41.353		10	23.635	144.0	46.272	213.9	31.277	<u>235.8</u>	270.0	1:41.184	
4	20.357	175.6	42.165	220.9	30.170	231.8	279.1	1:32.692		11	20.429	<u>184.9</u>	41.394	<u>226.9</u>	29.786	235.3	280.5	1:31.609	
5	20.541	174.2	48.658	161.9	33.675	234.3	281.3	1:42.874		12	<u>20.078</u>	182.7	<u>41.354</u>	<u>225.0</u>	<u>29.259</u>	234.8	279.8	<u>1:30.691</u>	
6	21.096	169.0	44.135	216.9	30.233	232.8	258.4	1:35.464		13	20.340	181.8	41.722	224.1	Pit In		<u>282.7</u>	1:55.527	
7	20.294	178.5	43.471	217.7	30.144	233.8	281.3	1:33.909		14									

37 Luca Martucci										Dallara GP2									
lap	Sect-1	Speed	Sect-2	Speed	Sect-3	Speed	TopSpeed	laptime	pit	lap	Sect-1	Speed	Sect-2	Speed	Sect-3	Speed	Topspeed	laptime	pit
1	Pit Out	105.3	53.884	185.2	37.212	215.6	218.2	1:58.753		7	20.536	171.7	41.997	225.5	31.285	232.3	279.1	1:33.818	
2	24.092	149.6	46.607	216.4	32.715	231.3	236.8	1:43.414		8	20.610	181.5	42.641	224.1	<u>29.615</u>	230.8	279.1	1:32.866	
3	21.132	172.5	43.271	221.8	30.352	<u>234.3</u>	278.4	1:34.755		9	24.204	152.8	45.941	216.9	31.418	231.8	279.8	1:41.563	
4	20.677	<u>184.3</u>	43.784	223.6	30.165	229.8	277.6	1:34.626		10	<u>20.415</u>	177.3	<u>41.646</u>	225.9	30.079	233.3	278.4	<u>1:32.140</u>	
5	21.741	137.1	45.405	222.2	33.585	230.3	264.1	1:40.731		11	25.153	147.9	48.994	176.5	39.054	210.1	259.0	1:53.201	
6	20.567	183.1	42.104	<u>226.4</u>	32.255	227.8	279.8	1:34.926		12	21.585	177.0	46.717	206.9	Pit In		<u>281.3</u>	2:04.020	

43 Giancarlo Pedetti										Dallara GP2									
lap	Sect-1	Speed	Sect-2	Speed	Sect-3	Speed	TopSpeed	laptime	pit	lap	Sect-1	Speed	Sect-2	Speed	Sect-3	Speed	Topspeed	laptime	pit
1	Pit Out	69.2	52.799	208.9	34.257	229.3	232.8	1:57.087		4	22.155	<u>168.5</u>	<u>45.139</u>	<u>223.1</u>	<u>32.259</u>	230.3	278.4	<u>1:39.553</u>	
2	22.926	151.7	46.401	220.0	36.251	230.3	270.7	1:45.578		5	<u>21.611</u>	163.6	45.343	222.7	Pit In		<u>279.1</u>	2:24.507	
3	22.762	158.8	47.457	221.3	32.665	<u>231.3</u>	276.9	1:42.884		6									

44 Thomas Jakoubek										Dallara GP2									
lap	Sect-1	Speed	Sect-2	Speed	Sect-3	Speed	TopSpeed	laptime	pit	lap	Sect-1	Speed	Sect-2	Speed	Sect-3	Speed	Topspeed	laptime	pit
1	Pit Out	114.9	1:03.825	180.6	40.123	205.3	185.9	2:11.438		5	23.844	<u>149.8</u>	<u>47.248</u>	193.5	35.245	188.8	280.5	1:46.337	
2	26.116	130.1	51.689	166.4	38.317	211.4	270.7	1:56.122		6	24.168	136.9	47.688	192.9	<u>34.445</u>	<u>225.5</u>	<u>282.0</u>	<u>1:46.301</u>	
3	24.381	124.7	48.969	<u>205.7</u>	35.280	216.4	268.7	1:48.630		7	23.674	138.5	47.829	192.9	Pit In		280.5	2:01.118	
4	<u>23.440</u>	141.0	49.385	180.9	35.608	214.3	269.3	1:48.433		8	Pit Out	102.3	1:02.767	128.9	Pit In		158.4	8:07.925	

Bosch Hockenheim Historic BMC Hockenheim

BOSS GP

Laps and Sector Times - Training 1

6 - 8 May 2022

Hockenheim GP - 4574mtr.

46 Alexander Seibold										Dallara GP2									
lap	Sect-1	Speed	Sect-2	Speed	Sect-3	Speed	TopSpeed	laptime	pit	lap	Sect-1	Speed	Sect-2	Speed	Sect-3	Speed	Topspeed	laptime	pit
1	Pit Out	121.3	55.504	148.6	37.135	216.4	216.0	2:00.576		8	20.923	169.0	43.045	<u>223.1</u>	30.047	231.3	276.9	1:34.015	
2	22.326	165.1	45.878	213.9	31.369	226.4	274.8	1:39.573		9	21.173	170.1	43.213	221.8	<u>29.694</u>	228.3	273.4	1:34.080	
3	22.363	153.8	43.891	216.4	30.660	229.3	276.2	1:36.914		10	21.657	178.5	42.759	219.5	30.021	<u>233.3</u>	276.9	1:34.437	
4	20.956	179.4	43.238	218.2	Pit In		277.6	1:43.357		11	20.666	179.7	42.848	222.2	29.809	232.3	<u>280.5</u>	1:33.323	
5	Pit Out	96.6	46.330	215.6	32.865	231.3	254.1	5:08.359		12	<u>20.641</u>	177.9	<u>42.491</u>	222.2	29.719	231.3	<u>280.5</u>	<u>1:32.851</u>	
6	21.211	<u>183.4</u>	43.686	217.7	Pit In		<u>280.5</u>	1:46.557		13	25.735	147.5	49.388	205.3	Pit In		228.3	2:02.795	
7	Pit Out	135.7	47.524	215.6	31.405	232.3	215.6	4:36.803		14									

47 Walter Steding										Dallara GP2									
lap	Sect-1	Speed	Sect-2	Speed	Sect-3	Speed	TopSpeed	laptime	pit	lap	Sect-1	Speed	Sect-2	Speed	Sect-3	Speed	Topspeed	laptime	pit
1	Pit Out	118.6	56.775	171.7	38.494	206.1	229.3	2:06.708		7	21.967	161.9	44.436	214.7	31.986	229.8	279.8	1:38.389	
2	25.343	147.5	49.656	196.7	36.654	216.0	277.6	1:51.653		8	21.592	<u>168.0</u>	46.479	212.6	32.773	230.3	279.8	1:40.844	
3	23.871	144.4	47.519	206.1	33.776	224.5	<u>280.5</u>	1:45.166		9	21.864	161.9	43.741	213.0	31.414	<u>231.3</u>	279.8	1:37.019	
4	22.373	156.3	45.716	211.4	33.059	227.8	276.9	1:41.148		10	<u>21.247</u>	164.1	<u>43.728</u>	<u>218.6</u>	<u>30.627</u>	230.8	277.6	<u>1:35.602</u>	
5	23.757	162.7	45.689	207.3	34.063	225.9	278.4	1:43.509		11	26.261	69.4	47.449	215.6	Pit In		276.9	1:56.202	
6	22.013	152.8	46.018	210.1	31.943	226.4	276.9	1:39.974		12									

51 Zdenek Chovanec-Lopez										Dallara 2011									
lap	Sect-1	Speed	Sect-2	Speed	Sect-3	Speed	TopSpeed	laptime	pit	lap	Sect-1	Speed	Sect-2	Speed	Sect-3	Speed	Topspeed	laptime	pit
1	Pit Out	130.8	50.463	197.4	36.298	194.9	219.5	1:53.011		9	23.819	154.1	45.006	224.5	Pit In		243.2	1:48.357	
2	24.115	178.8	43.855	225.5	33.656	237.4	274.1	1:41.626		10	Pit Out	169.0	42.327	229.8	29.465	238.9	274.8	4:09.276	
3	20.824	175.9	41.930	229.3	29.841	228.8	282.0	1:32.595		11	19.921	<u>190.1</u>	41.101	201.5	29.675	237.9	285.0	1:30.697	
4	20.048	187.2	40.991	<u>230.8</u>	32.469	230.8	284.2	1:33.508		12	19.695	189.1	40.811	<u>230.8</u>	28.553	235.3	285.7	1:29.059	
5	21.552	161.4	43.785	225.0	31.797	237.4	284.2	1:37.134		13	19.771	188.8	<u>40.805</u>	229.3	28.495	238.4	285.7	1:29.071	
6	20.061	188.5	41.274	228.3	29.213	237.4	<u>286.5</u>	1:30.548		14	23.259	145.9	50.684	190.5	31.266	<u>240.0</u>	210.9	1:45.209	
7	20.880	154.1	49.689	197.8	32.237	238.9	220.4	1:42.806		15	19.826	188.8	40.858	230.3	<u>27.976</u>	<u>240.0</u>	284.2	<u>1:28.660</u>	
8	<u>19.663</u>	188.2	40.982	228.8	30.339	231.3	285.7	1:30.984		16									

111 Alexander Geier										Tattus World Series by Renault									
lap	Sect-1	Speed	Sect-2	Speed	Sect-3	Speed	TopSpeed	laptime	pit	lap	Sect-1	Speed	Sect-2	Speed	Sect-3	Speed	Topspeed	laptime	pit
1	Pit Out	119.5	<u>55.990</u>	183.7	<u>38.480</u>	<u>204.2</u>	203.8	2:02.480		3	Pit Out	97.3	56.186	<u>188.2</u>	Pit In		<u>242.7</u>	4:16.342	
2	<u>31.151</u>	<u>127.8</u>	1:03.690	176.2	Pit In		237.4	2:26.988		4									

115 Andreas Hasler										Dallara World Series by Nissan - T08									
lap	Sect-1	Speed	Sect-2	Speed	Sect-3	Speed	TopSpeed	laptime	pit	lap	Sect-1	Speed	Sect-2	Speed	Sect-3	Speed	Topspeed	laptime	pit
1	26.684		53.709	184.9	37.947	201.5	238.4	1:58.340		4	24.551		49.550	<u>193.5</u>	<u>34.965</u>	<u>210.9</u>		1:49.066	
2	25.293		51.569	187.2	36.181	200.4		1:53.043		5	24.104		<u>49.112</u>	190.8	35.167	200.4		<u>1:48.383</u>	
3	24.597		50.072	192.5	36.555	200.7	244.3	1:51.224		6	<u>23.897</u>		49.555	191.2	Pit In		<u>246.0</u>	2:03.681	

Bosch Hockenheim Historic
BMC Hockenheim

BOSS GP
Laptimes - Training 1

6 - 8 May 2022
Hockenheim GP - 4574mtr.

Nbr	Name	Laps	lap	Lap ..1	Lap ..2	Lap ..3	Lap ..4	Lap ..5	Lap ..6	Lap ..7	Lap ..8	Lap ..9	Lap ..0
10	Haralds Slegelmilhs	16	1 - 10	1:56.001	1:37.728	1:31.559	1:32.354	1:32.088	1:30.694	1:28.639	1:30.189	1:30.980	1:42.118
			11 - 20	7:43.186	1:28.367	1:28.049	1:28.905	1:28.215	1:46.917				
28	Bruno Jarach	15	1 - 10	1:59.465	1:53.479	1:50.266	1:50.589	1:52.058	1:50.578	1:50.757	1:49.709	1:50.837	1:48.377
			11 - 20	1:48.685	1:45.822	1:46.499	1:46.433	2:15.673					
51	Zdenek Chovanec-Lopez	15	1 - 10	1:53.011	1:41.626	1:32.595	1:33.508	1:37.134	1:30.548	1:42.806	1:30.984	1:48.357	4:09.276
			11 - 20	1:30.697	1:29.059	1:29.071	1:45.209	1:28.660					
31	Paul O'Connell	14	1 - 10	1:53.256	1:41.964	1:39.676	1:38.250	1:36.922	1:37.830	1:43.089	1:37.525	1:36.357	1:56.060
			11 - 20	7:42.962	1:37.688	1:37.236	1:53.096						
27	Marco Ghiotto	13	1 - 10	1:46.149	1:35.232	1:34.173	1:34.456	1:32.420	1:34.855	1:31.548	1:31.697	1:38.238	1:32.518
			11 - 20	1:31.826	1:31.312	1:45.627							
32	Simone Colombo	13	1 - 10	2:00.545	1:39.026	1:41.353	1:32.692	1:42.874	1:35.464	1:33.909	1:33.048	1:40.982	1:41.184
			11 - 20	1:31.609	1:30.691	1:55.527							
46	Alexander Seibold	13	1 - 10	2:00.576	1:39.573	1:36.914	1:43.357	5:08.359	1:46.557	4:36.803	1:34.015	1:34.080	1:34.437
			11 - 20	1:33.323	1:32.851	2:02.795							
37	Luca Martucci	12	1 - 10	1:58.753	1:43.414	1:34.755	1:34.626	1:40.731	1:34.926	1:33.818	1:32.866	1:41.563	1:32.140
			11 - 20	1:53.201	2:04.020								
47	Walter Steding	11	1 - 10	2:06.708	1:51.653	1:45.166	1:41.148	1:43.509	1:39.974	1:38.389	1:40.844	1:37.019	1:35.602
			11 - 20	1:56.202									
7	Ulf Ehninger	11	1 - 10	2:06.752	1:47.828	1:52.790	3:05.569	1:39.893	1:37.165	1:37.521	1:35.754	1:36.147	1:34.358
			11 - 20	1:53.753									
22	Michael Aberer	9	1 - 10	1:56.988	1:43.000	1:40.460	1:41.577	1:56.978	3:03.536	1:42.483	2:01.915	5:14.609	
44	Thomas Jakoubek	8	1 - 10	2:11.438	1:56.122	1:48.630	1:48.433	1:46.337	1:46.301	2:01.118	8:07.925		
8	Philip Stratford	7	1 - 10	1:33.423	1:34.530	1:30.539	7:02.720	1:33.296	1:28.599	1:28.266			
1	Ingo Gerstl	6	1 - 10	1:42.814	1:28.829	1:27.907	1:25.771	1:39.453	2:15.966				
115	Andreas Hasler	6	1 - 10	1:58.340	1:53.043	1:51.224	1:49.066	1:48.383	2:03.681				
43	Giancarlo Pedetti	5	1 - 10	1:57.087	1:45.578	1:42.884	1:39.553	2:24.507					
111	Alexander Geier	3	1 - 10	2:02.480	2:26.988	4:16.342							

Bosch Hockenheim Historic

BMC Hockenheim

Heat name : BOSS GP - Training 1
 Heat Date : 06 May 2022
 Track name : Hockenheim GP - 4574 mtr.

Participants Started : 17	Participants Classified : 17
Participants Finished : 1	Participants Not Classified : 4
Participants Not Finished : 16	

Green flag at : 12:36:01	Heat recording start time : 12:31:08
Finish flag waved at : 13:09:28	Heat recording end time : 13:10:50
Total time under Green : 33:26	Total of All Laps in Heat : 177
Number of cautions : 0	Total time under Yellow : 00:00:00
Number of code-60's : 0	Total time under Code-60 : 00:00:00

Best Lap time history during the Heat

#	Nbr	lap time	in lap	Name	Car	time of day
1	27	1:35.232	2	Marco Ghiotto	Dallara GP2	12:40:51
2	27	1:34.173	3	Marco Ghiotto	Dallara GP2	12:42:25
3	1	1:28.829	2	Ingo Gerstl	Toro Rosso F1 - STR1	12:42:29
4	1	1:27.907	3	Ingo Gerstl	Toro Rosso F1 - STR1	12:43:57
5	1	1:25.771	4	Ingo Gerstl	Toro Rosso F1 - STR1	12:45:23

Summary of best laptimes per class

Nbr	Name / Team name	Car	Cls	Fastest Laptime	In	Speed
115	Andreas Hasler	Dallara World Series by Nissan - T08	S-L	1:48.383	5	151.93
10	Haralds Slegelmilhs	Dallara World Series V8 - T12	For	1:28.049	13	187.01
1	Ingo Gerstl	Toro Rosso F1 - STR1	Op	1:25.771	4	191.98