

## Peroni Race Misano 18-19-20 Giugno 2021

### BOSS GP - Results Race 2

Misano Circuit Sic 58 4.226 m

Laps 16 = 67,616 km - Avg 161,926 km/h - Race Time 25'03.263

No.	Driver	Nat	Entrant	Team	Car	Class	Laps	Time	Gap	Rel.	Fastest Lap	
1	<b>27</b> GHIOTTO Marco	ITA	Scuderia Palladio	Scuderia Palladio	Dallara Formula 2	FORMU	16	25'03.263		7	<b>1'26.656</b>	
2	<b>32</b> COLOMBO Simone	ITA	MM International		Dallara Formula 2	FORMU	16	25'17.460	<b>14.197</b>	<b>14.197</b>	7	<b>1'26.656</b>
3	<b>37</b> MARTUCCI Luca	ITA	MM International		Dallara Formula 2	FORMU	16	25'20.944	<b>17.681</b>	<b>3.484</b>	11	1'27.305
4	<b>40</b> O'CONNELL Paul	IRL	HS Engineering	HS Engineering	Dallara T12	FORMU	16	25'36.220	<b>32.957</b>	<b>15.276</b>	10	1'28.649
5	<b>66</b> FIEDLER Andreas	GER	Fiedler Racing		Dallara GP2	FORMU	16	25'37.959	<b>34.696</b>	<b>1.739</b>	7	1'28.987
6	<b>69</b> JACKERMEIER Thomas	GER	Top Speed	Team Top Speed	Dallara Formula 2	Formu	16	25'47.530	<b>44.267</b>	<b>9.571</b>	16	1'29.686
7P	<b>47</b> STEDING Walter	GER	Scuderia Palladio	Scuderia Palladio	Dallara Formula 2	Formu	16	26'11.521	<b>1'08.258</b>	<b>23.991</b>	15	1'29.428
8	<b>96</b> JACKERMEIER Simon	GER	Top Speed	Team Top Speed	Dallara Formula 2	Formu	16	26'12.643	<b>1'09.380</b>	<b>1.122</b>	12	1'29.700
9	<b>57</b> COPETTI Maurizio	ITA	Scuderia Palladio	Scuderia Palladio	Dallara WSN	Super	16	26'33.088	<b>1'29.825</b>	<b>20.445</b>	12	1'33.749
10	<b>15</b> FERSTL Christian	AUT	Top Speed		Dallara Formula 2	FORMU	15	25'10.995	<b>1 Lap</b>	<b>1 Lap</b>	7	1'34.806
11	<b>28</b> JARACH Bruno	EST	Esti Motorsport		Dallara GP2	FORMU	11	19'24.495	<b>5 Laps</b>	<b>4 Laps</b>	6	1'37.257
12	<b>36</b> COLACINO Walter	ITA	COLACINO Walter		Lola T96 50	SUPER	5	9'24.434	<b>11 Laps</b>	<b>6 Laps</b>	5	1'42.309
13	<b>67</b> DE LORENZI Gianluca	RSM	GDL Racing	GDL Racing	Dallara WSR	FORMU	0					

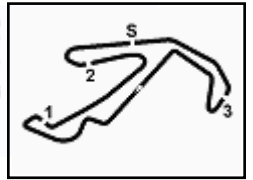
Starting: 13 Classified: 13 Not Classified: 0 Retired:: 0 Not Started: 0

Fastest Lap N. 7 No. 27 Marco Ghiotto Time 1'26.656 Avg. 175,563 Km/h

Il concorrente N. 47 (Steding) penalizzato di 25 sec. con decisione N.40 dei CC.SS.

Race Director : Massimiliano Ghinassi

20/06/2021 Start 15:13 End 15:39



# Peroni Race Misano 18-19-20 Giugno 2021

## BOSS GP - Results by Class Race 2

Misano Circuit Sic 58 4.226 m

### Formula

Laps 16 = 67,616 km - Avg 161,926 km/h - Race Time 25'03.263

No.	Driver	Nat	Entrant	Team	Car	Laps	Time	Gap	Rel.	Fastest Lap	
1	<b>27 GHOTTO</b> Marco	ITA	Scuderia Palladio	Scuderia Palladio	Dallara Formula 2	16	25'03.263		7	<b>1'26.656</b>	
2	<b>32 COLOMBO</b> Simone	ITA	MM International		Dallara Formula 2	16	25'17.460	<b>14.197</b>	<b>14.197</b>	7	<b>1'26.656</b>
3	<b>37 MARTUCCI</b> Luca	ITA	MM International		Dallara Formula 2	16	25'20.944	<b>17.681</b>	<b>3.484</b>	11	1'27.305
4	<b>40 O'CONNELL</b> Paul	IRL	HS Engineering	HS Engineering	Dallara T12	16	25'36.220	<b>32.957</b>	<b>15.276</b>	10	1'28.649
5	<b>66 FIEDLER</b> Andreas	GER	Fiedler Racing		Dallara GP2	16	25'37.959	<b>34.696</b>	<b>1.739</b>	7	1'28.987
6	<b>69 JACKERMEIER</b> Thomas	GER	Top Speed	Team Top Speed	Dallara Formula 2	16	25'47.530	<b>44.267</b>	<b>9.571</b>	16	1'29.686
7P	<b>47 STEDING</b> Walter	GER	Scuderia Palladio	Scuderia Palladio	Dallara Formula 2	16	26'11.521	<b>1'08.258</b>	<b>23.991</b>	15	1'29.428
8	<b>96 JACKERMEIER</b> Simon	GER	Top Speed	Team Top Speed	Dallara Formula 2	16	26'12.643	<b>1'09.380</b>	<b>1.122</b>	12	1'29.700
9	<b>15 FERSTL</b> Christian	AUT	Top Speed		Dallara Formula 2	15	25'10.995	<b>1 Lap</b>	<b>1 Lap</b>	7	1'34.806
10	<b>28 JARACH</b> Bruno	EST	Esti Motorsport		Dallara GP2	11	19'24.495	<b>5 Laps</b>	<b>4 Laps</b>	6	1'37.257
11	<b>67 DE LORENZI</b> Gianluca	RSM	GDL Racing	GDL Racing	Dallara WSR	0					

Starting: 11 Classified: 11 Not Classified: 0 Retired:: 0 Not Started: 0  
 Fastest Lap N. 7 No. 27 Marco Ghiotto Time 1'26.656 Avg. 175,563 Km/h

### Super Lights

Laps 16 = 67,616 km - Avg 152,796 km/h - Race Time 26'33.088

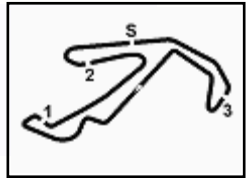
No.	Driver	Nat	Entrant	Team	Car	Laps	Time	Gap	Rel.	Fastest Lap	
1	<b>57 COPETTI</b> Maurizio	ITA	Scuderia Palladio	Scuderia Palladio	Dallara WSN	16	26'33.088		12	<b>1'33.749</b>	
2	<b>36 COLACINO</b> Walter	ITA	COLACINO Walter		Lola T96 50	5	9'24.434	<b>11 Laps</b>	<b>11 Laps</b>	5	1'42.309

Starting: 2 Classified: 2 Not Classified: 0 Retired:: 0 Not Started: 0  
 Fastest Lap N. 12 No. 57 Maurizio Copetti Time 1'33.749 Avg. 162,280 Km/h

Il concorrente N. 47 (Steding) penalizzato di 25 sec. con decisione N.40 dei CC.SS.

Race Director : Massimiliano Ghinassi

20/06/2021 Start 15:13 End 15:39



## Peroni Race Misano 18-19-20 Giugno 2021

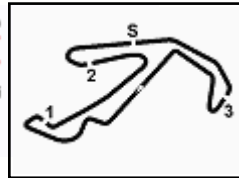
### BOSS GP - Sector and Speeds Race 2

Misano Circuit Sic 58 4.226 m

RESULTS			
1	27	GHIOTTO Marco	Dallara Formula 2
2	32	COLOMBO Simone	Dallara Formula 2
3	37	MARTUCCI Luca	Dallara Formula 2
4	40	O'CONNELL Paul	Dallara T12
5	66	FIEDLER Andreas	Dallara GP2
6	69	JACKERMEIER Thomas	Dallara Formula 2
7	47	STEDING Walter	Dallara Formula 2
8	96	JACKERMEIER Simon	Dallara Formula 2
9	57	COPETTI Maurizio	Dallara WSN
10	15	FERSTL Christian	Dallara Formula 2
11	28	JARACH Bruno	Dallara GP2
12	36	COLACINO Walter	Lola T96 50
13	67	DE LORENZI Gianluca	Dallara WSR
			Laps 16
			14.197
			17.681
			32.957
			34.696
			44.267
			1'08.258
			1'09.380
			1'29.825
			1 Lap
			5 Laps
			11 Laps

SPEED			
1	37	MARTUCCI Luca	Dallara Formula 2
2	15	FERSTL Christian	Dallara Formula 2
3	32	COLOMBO Simone	Dallara Formula 2
4	27	GHIOTTO Marco	Dallara Formula 2
5	47	STEDING Walter	Dallara Formula 2
6	69	JACKERMEIER Thomas	Dallara Formula 2
7	66	FIEDLER Andreas	Dallara GP2
8	96	JACKERMEIER Simon	Dallara Formula 2
9	28	JARACH Bruno	Dallara GP2
10	40	O'CONNELL Paul	Dallara T12
11	67	DE LORENZI Gianluca	Dallara WSR
12	57	COPETTI Maurizio	Dallara WSN
13	36	COLACINO Walter	Lola T96 50
			253,5
			253,5
			252,9
			252,3
			251,2
			247,1
			246,6
			244,9
			244,3
			241,1
			236,8
			220,0
			203,0

SEG. 1		SEG. 2		SEG. 3		SEG. 4									
1	40	O'CONNELL Paul	23.093	1	27	GHIOTTO Marco	20.141	1	37	MARTUCCI Luca	23.513	1	32	COLOMBO Simone	19.163
2	32	COLOMBO Simone	23.199	2	37	MARTUCCI Luca	20.286	2	27	GHIOTTO Marco	23.618	2	27	GHIOTTO Marco	19.307
3	27	GHIOTTO Marco	23.348	3	32	COLOMBO Simone	20.371	3	32	COLOMBO Simone	23.794	3	40	O'CONNELL Paul	19.639
4	96	JACKERMEIER Simon	23.513	4	47	STEDING Walter	20.508	4	67	DE LORENZI Gianluca	24.549	4	37	MARTUCCI Luca	19.646
5	37	MARTUCCI Luca	23.574	5	40	O'CONNELL Paul	20.628	5	47	STEDING Walter	24.555	5	66	FIEDLER Andreas	19.743
6	66	FIEDLER Andreas	23.690	6	69	JACKERMEIER Thomas	20.752	6	66	FIEDLER Andreas	24.591	6	47	STEDING Walter	19.897
7	47	STEDING Walter	23.745	7	66	FIEDLER Andreas	20.763	7	69	JACKERMEIER Thomas	24.613	7	69	JACKERMEIER Thomas	19.945
8	69	JACKERMEIER Thomas	23.884	8	67	DE LORENZI Gianluca	20.925	8	96	JACKERMEIER Simon	24.823	8	96	JACKERMEIER Simon	20.112
9	57	COPETTI Maurizio	24.206	9	96	JACKERMEIER Simon	21.040	9	40	O'CONNELL Paul	24.833	9	15	FERSTL Christian	20.743
10	15	FERSTL Christian	25.132	10	15	FERSTL Christian	21.586	10	57	COPETTI Maurizio	26.356	10	57	COPETTI Maurizio	20.769
11	28	JARACH Bruno	26.110	11	28	JARACH Bruno	21.888	11	15	FERSTL Christian	26.479	11	28	JARACH Bruno	21.549
12	36	COLACINO Walter	26.477	12	57	COPETTI Maurizio	22.032	12	28	JARACH Bruno	26.867	12	36	COLACINO Walter	22.458
13	67	DE LORENZI Gianluca	27.082	13	36	COLACINO Walter	24.138	13	36	COLACINO Walter	28.610				



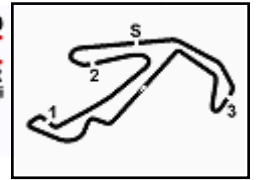
# Peroni Race Misano 18-19-20 Giugno 2021

## BOSS GP - Lap Chart Race 2

Misano Circuit Sic 58 4.226 m

		Lap															
	1	2	3	4	5	6	7	8	9	10	11	12	13	14	15	16	
1	27	27	27	27	27	27	27	27	27	27	27	27	27	27	27	27	
2	32	32	32	32	32	32	32	32	32	32	32	32	32	32	32	32	
3	66	66	66	66	66	66	66	37	37	37	37	37	37	37	37	37	
4	37	37	37	37	37	37	37	66	66	66	66	66	66	66	66	40	
5	69	69	69	69	69	69	69	40	40	40	40	40	40	40	40	66	
6	57	57	57	57	40	40	40	69	69	69	69	69	69	69	47	47	
7	15	15	15	15	57	47	47	47	47	47	47	47	47	47	69	69	
8	40	40	40	40	47	57	57	57	57	96	96	96	96	96	96	96	
9	28	47	47	47	15	15	15	15	96	96	57	57	57	57	57	57	
10	96	28	28	28	28	28	96	96	15	15	15	15	15	15	15		
11	36	96	96	96	96	96	28	28	28	28							
12	47	36	36	36	36												

Final Result			
1	27	GHIOTTO M.	Laps 16
2	32	COLOMBO S.	14.197
3	37	MARTUCCI L.	17.681
4	40	O'CONNELL P.	32.957
5	66	FIEDLER A.	34.696
6	69	JACKERMEIER T.	44.267
7	47	STEDING W. (P)	1'08.258
8	96	JACKERMEIER S.	1'09.380
9	57	COPETTI M.	1'29.825
10	15	FERSTL C.	1 Lap
11	28	JARACH B.	5 Laps
12	36	COLACINO W.	11 Laps
13	67	DE LORENZI G.	



# Peroni Race Misano 18-19-20 Giugno 2021

## BOSS GP - Analysis Race 2

Misano Circuit Sic 58.4.226 m

Start at 15:13'07.029

1 / 2

15 C. FERSTL (1'34.806)							
Lap	Seg.1	Seg.2	Seg.3	Seg.4	Lap Time	km/h	Local Time
1		23.040	27.439	22.025	1'44.810	234,8	15:14'51.839
2	26.611	21.980	29.609	23.046	1'41.246	248,8	15:16'33.085
3	30.541	30.813	37.969	26.591	2'05.914	133,8	15:18'38.999
4	32.130	30.153	38.894	23.867	2'05.044	144,2	15:20'44.043
5	28.226	22.700	26.796	21.163	1'38.885	<b>253,5</b>	15:22'22.928
6	25.447	22.066	27.676	21.438	1'36.627	230,3	15:23'59.555
7	25.560	21.837	26.666	<b>20.743</b>	<b>1'34.806</b>	251,2	15:25'34.361
8	25.425	21.730	26.599	21.110	1'34.864	251,7	15:27'09.225
9	25.368	22.700	26.652	20.874	1'35.594	247,7	15:28'44.819
10	25.477	21.952	26.824	21.105	1'35.358	248,8	15:30'20.177
11	<b>25.132</b>	21.600	26.850	21.324	1'34.906	250,0	15:31'55.083
12	25.701	<b>21.586</b>	<b>26.479</b>	21.057	1'34.823	251,7	15:33'29.906
13	25.205	22.059	26.979	21.295	1'35.538	250,6	15:35'05.444
14	25.435	22.066	26.560	21.000	1'35.061	250,6	15:36'40.505
15	26.963	22.306	27.017	21.233	1'37.519	250,6	15:38'18.024
Race Time 25'10.995							

11	23.585	20.866	24.590	19.823	1'28.864	250,0	15:30'54.979
12	23.808	20.838	25.947	20.106	1'30.699	252,3	15:32'25.678
13	24.308	20.935	24.631	20.073	1'29.947	250,0	15:33'55.625
14	23.917	21.100	24.411	19.956	1'29.384	250,0	15:35'25.009
15	24.022	20.795	24.431	19.957	1'29.205	249,4	15:36'54.214
16	24.129	21.104	24.750	20.292	1'30.275	250,0	15:38'24.489
Race Time 25'17.460							

27 M. GHIOTTO (1'26.656)							
Lap	Seg.1	Seg.2	Seg.3	Seg.4	Lap Time	km/h	Local Time
1		20.685	24.010	19.319	1'30.893	248,8	15:14'37.922
2	<b>23.348</b>	23.925	37.567	25.368	1'50.208	149,2	15:16'28.130
3	29.197	31.583	37.015	27.857	2'05.652	174,2	15:18'33.782
4	32.965	28.841	39.737	24.227	2'05.770	159,5	15:20'39.552
5	23.823	20.301	23.784	<b>19.307</b>	1'27.215	250,6	15:22'06.767
6	23.704	20.420	23.850	19.363	1'27.337	250,0	15:23'34.104
7	23.572	<b>20.141</b>	<b>23.618</b>	19.325	<b>1'26.656</b>	251,7	15:25'00.760
8	23.485	20.262	23.662	19.425	1'26.834	250,0	15:26'27.594
9	23.796	20.334	23.860	19.345	1'27.335	249,4	15:27'54.929
10	23.781	20.469	23.942	19.336	1'27.528	250,6	15:29'22.457
11	23.983	20.222	23.783	19.649	1'27.637	251,2	15:30'50.094
12	23.778	20.660	23.906	19.373	1'27.717	250,0	15:32'17.811
13	23.821	20.372	23.741	<b>19.307</b>	1'27.241	250,6	15:33'45.052
14	23.778	20.507	23.966	19.439	1'27.690	<b>252,3</b>	15:35'12.742
15	23.747	20.784	24.112	19.740	1'28.383	250,6	15:36'41.125
16	25.020	20.602	24.092	19.453	1'29.167	250,6	15:38'10.292
Race Time 25'03.263							

36 W. COLACINO (1'42.309)							
Lap	Seg.1	Seg.2	Seg.3	Seg.4	Lap Time	km/h	Local Time
1			<b>28.610</b>	22.829	1'50.037	<b>203,0</b>	15:14'57.066
2	28.249	25.505	30.863	23.460	1'48.077	197,1	15:16'45.143
3	27.454	27.255	36.949	26.696	1'58.354	180,9	15:18'43.497
4	32.553	29.756	38.279	25.069	2'05.657	177,3	15:20'49.154
5	26.909	<b>24.138</b>	28.804	<b>22.458</b>	<b>1'42.309</b>	198,5	15:22'31.463
Race Time 9'24.434							

37 L. MARTUCCI (1'27.305)							
Lap	Seg.1	Seg.2	Seg.3	Seg.4	Lap Time	km/h	Local Time
1		21.759	24.480	20.314	1'37.095	247,7	15:14'44.124
2	24.231	22.615	34.390	25.043	1'46.279	184,9	15:16'30.403
3	29.899	30.552	37.257	28.095	2'05.803	173,6	15:18'36.206
4	32.511	29.476	38.793	24.588	2'05.368	154,1	15:20'41.574
5	25.327	20.771	23.931	20.317	1'30.346	247,1	15:22'11.920
6	23.896	20.935	24.476	19.997	1'29.304	252,3	15:23'41.224
7	23.712	20.668	24.515	19.963	1'28.858	<b>253,5</b>	15:25'10.082
8	23.924	21.115	24.154	19.844	1'29.037	248,3	15:26'39.119
9	24.302	20.758	23.899	19.711	1'28.670	251,2	15:28'07.789
10	<b>23.574</b>	20.669	23.961	19.757	1'27.961	250,0	15:29'35.750
11	23.660	<b>20.286</b>	23.713	<b>19.646</b>	<b>1'27.305</b>	251,2	15:31'03.055
12	23.942	20.356	26.390	20.138	1'30.826	247,7	15:32'33.881
13	24.624	20.489	<b>23.513</b>	19.728	1'28.354	252,3	15:34'02.235
14	24.369	20.491	24.001	19.906	1'28.767	250,0	15:35'31.002
15	23.613	20.503	23.648	20.283	1'28.047	251,2	15:36'59.049
16	24.598	20.790	23.686	19.850	1'28.924	251,7	15:38'27.973
Race Time 25'20.944							

28 B. JARACH (1'37.257)							
Lap	Seg.1	Seg.2	Seg.3	Seg.4	Lap Time	km/h	Local Time
1		23.585	28.014	22.370	1'47.191	237,9	15:14'54.220
2	26.958	23.155	28.526	23.708	1'42.347	239,5	15:16'36.567
3	29.583	31.856	36.662	27.323	2'05.424	162,9	15:18'41.991
4	31.256	30.720	38.073	24.242	2'04.291	145,7	15:20'46.282
5	27.530	22.297	<b>26.867</b>	<b>21.549</b>	1'38.243	241,1	15:22'24.525
6	<b>26.110</b>	<b>21.888</b>	27.410	21.849	<b>1'37.257</b>	<b>244,3</b>	15:24'01.782
7	26.804	22.223	27.520	21.871	1'38.418	243,2	15:25'40.200
8	26.388	21.960	27.541	21.690	1'37.579	240,5	15:27'17.779
9	26.575	22.052	27.384	21.582	1'37.593	242,2	15:28'55.372
10	26.553	22.183	27.078	22.043	1'37.857	240,0	15:30'33.229
11	29.276	35.621	29.314	24.084	1'58.295	238,9	15:32'31.524
Race Time 19'24.495							

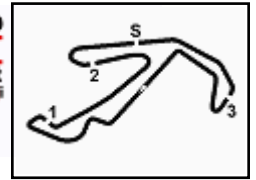
40 P. O'CONNELL (1'28.649)								
Lap	Seg.1	Seg.2	Seg.3	Seg.4	Lap Time	km/h	Local Time	
1			23.008	26.544	22.344	1'45.354	234,8	15:14'52.383
2	26.861	22.385	29.087	22.784	1'41.117	236,8	15:16'33.500	
3	30.640	31.479	37.534	26.357	2'06.010	127,5	15:18'39.510	
4	32.125	30.361	38.769	23.583	2'04.838	145,7	15:20'44.348	
5	25.210	21.250	25.458	20.277	1'32.195	237,4	15:22'16.543	
6	23.963	20.984	25.087	19.996	1'30.030	239,5	15:23'46.573	
7	23.763	20.964	<b>24.833</b>	20.686	1'30.246	<b>241,1</b>	15:25'16.819	
8	24.482	20.852	24.885	20.061	1'30.280	236,8	15:26'47.099	
9	23.432	<b>20.628</b>	24.849	19.790	1'28.699	237,9	15:28'15.798	
10	<b>23.093</b>	20.748	24.885	19.923	<b>1'28.649</b>	236,8	15:29'44.447	
11	23.531	21.175	25.017	<b>19.639</b>	1'29.362	237,4	15:31'13.809	
12	23.757	20.843	25.213	19.853	1'29.666	237,4	15:32'43.475	
13	23.714	20.979	25.259	19.748	1'29.700	236,8	15:34'13.175	
14	23.415	20.903	25.137	19.717	1'29.172	236,8	15:35'42.347	
15	23.700	21.118	25.048	20.710	1'30.576	237,4	15:37'12.923	
16	24.551	20.916	25.042	19.817	1'30.326	235,8	15:38'43.249	
Race Time 25'36.220								

32 S. COLOMBO (1'26.656)							
Lap	Seg.1	Seg.2	Seg.3	Seg.4	Lap Time	km/h	Local Time
1		21.304	24.462	19.828	1'33.756	247,1	15:14'40.785
2	23.815	24.001	34.850	25.455	1'48.121	184,0	15:16'28.906
3	29.116	31.480	37.029	27.681	2'05.306	166,7	15:18'34.212
4	33.090	29.312	39.168	24.416	2'05.986	173,1	15:20'40.198
5	24.156	20.998	24.031	19.461	1'28.646	251,2	15:22'08.844
6	23.513	20.644	23.824	<b>19.163</b>	1'27.144	252,3	15:23'35.988
7	<b>23.199</b>	<b>20.371</b>	<b>23.794</b>	19.292	<b>1'26.656</b>	<b>252,9</b>	15:25'02.644
8	23.512	20.498	24.087	19.361	1'27.458	250,6	15:26'30.102
9	23.784	20.521	24.210	19.610	1'28.125	250,0	15:27'58.227
10	23.706	20.711	24.081	19.390	1'27.888	251,7	15:29'26.115

47 W. STEDING (1'29.428)								
Lap	Seg.1	Seg.2	Seg.3	Seg.4	Lap Time	km/h	Local Time	
1			21.648	25.912	20.585	1'51.217	244,3	15:14'58.246
2	26.131	21.376	27.233	23.300	1'38.040	242,2	15:16'36.286	
3	28.476	32.219	36.866	27.599	2'05.160	140,1	15:18'41.446	
4	31.163	30.749	38.001	23.471	2'03.384	157,4	15:20'44.830	
5	27.845	21.620	25.397	21.225	1'36.087	248,3	15:22'20.917	
6	25.111	21.113	25.038	20.425	1'31.687	248,8	15:23'52.604	
7	24.649	20.985	24.937	20.362	1'30.933	249,4	15:25'23.537	

20/06/2021

P = Pits In/Out - C = Lap-Time Cancelled



# Peroni Race Misano 18-19-20 Giugno 2021

## BOSS GP - Analysis Race 2

Misano Circuit Sic 58 4.226 m

Start at 15:13'07.029

2 / 2

8	24.388	20.809	24.687	20.252	1'30.136	248,8	15:26'53.673	14	24.354	21.140	24.738	20.377	1'30.609	244,9	15:35'53.475
9	24.429	20.763	24.795	20.276	1'30.263	248,3	15:28'23.936	15	<b>23.884</b>	21.474	25.304	20.736	1'31.398	<b>247,1</b>	15:37'24.873
10	24.259	20.727	25.077	20.232	1'30.295	250,0	15:29'54.231	16	24.035	21.093	<b>24.613</b>	<b>19.945</b>	<b>1'29.686</b>	245,5	15:38'54.559
11	24.192	<b>20.508</b>	24.683	20.202	1'29.585	250,0	15:31'23.816	Race Time 25'47.530							
12	<b>23.745</b>	21.106	<b>24.555</b>	20.316	1'29.722	250,0	15:32'53.538	<b>96 S. JACKERMEIER (1'29.700)</b>							
13	24.115	21.213	24.898	20.480	1'30.706	250,0	15:34'24.244	Lap	Seg.1	Seg.2	Seg.3	Seg.4	Lap Time	km/h	Local Time
14	23.987	20.805	24.779	20.271	1'29.842	<b>251,2</b>	15:35'54.086	1		23.294	28.048	23.445	1'48.782	241,1	15:14'55.811
15	24.027	20.734	24.770	<b>19.897</b>	<b>1'29.428</b>	248,3	15:37'23.514	2	26.039	23.570	28.377	24.186	1'42.172	206,9	15:16'37.983
16	24.442	20.734	24.835	20.025	1'30.036	250,0	15:38'53.550	3	28.645	32.247	36.480	27.172	2'04.544	180,0	15:18'42.527
Race Time 25'46.521 + 25.000Pen								4	31.333	30.908	38.121	24.041	2'04.403	152,3	15:20'46.930
Race Time 25'46.521 + 25.000Pen								5	27.369	22.441	26.742	21.715	1'38.267	<b>244,9</b>	15:22'25.197
Race Time 25'46.521 + 25.000Pen								6	25.936	22.002	27.237	21.791	1'36.966	241,1	15:24'02.163
Race Time 25'46.521 + 25.000Pen								7	25.621	21.636	25.510	20.885	1'33.652	241,6	15:25'35.815
Race Time 25'46.521 + 25.000Pen								8	24.578	21.630	26.417	21.306	1'33.931	242,7	15:27'09.746
Race Time 25'46.521 + 25.000Pen								9	25.180	21.686	25.473	20.335	1'32.674	240,5	15:28'42.420
Race Time 25'46.521 + 25.000Pen								10	24.111	21.949	26.782	20.864	1'33.706	232,3	15:30'16.126
Race Time 25'46.521 + 25.000Pen								11	24.132	21.287	24.982	<b>20.112</b>	1'30.513	240,0	15:31'46.639
Race Time 25'46.521 + 25.000Pen								12	<b>23.513</b>	<b>21.040</b>	24.942	20.205	<b>1'29.700</b>	240,0	15:33'16.339
Race Time 25'46.521 + 25.000Pen								13	23.706	21.495	<b>24.823</b>	20.686	1'30.710	239,5	15:34'47.049
Race Time 25'46.521 + 25.000Pen								14	23.641	21.324	25.112	20.575	1'30.652	240,0	15:36'17.701
Race Time 25'46.521 + 25.000Pen								15	23.573	21.335	25.210	20.451	1'30.569	240,0	15:37'48.270
Race Time 25'46.521 + 25.000Pen								16	23.693	21.456	25.706	20.547	1'31.402	240,0	15:39'19.672
Race Time 25'46.521 + 25.000Pen								Race Time 26'12.643							

57 M. COPETTI (1'33.749)							
Lap	Seg.1	Seg.2	Seg.3	Seg.4	Lap Time	km/h	Local Time
1		22.751	26.687	20.991	1'41.780	213,4	15:14'48.809
2	24.761	22.530	31.814	23.905	1'43.010	211,8	15:16'31.819
3	30.449	30.758	37.525	27.162	2'05.894	138,5	15:18'37.713
4	32.478	29.512	39.120	23.981	2'05.091	156,1	15:20'42.804
5	25.500	22.635	26.959	22.744	1'37.838	<b>220,0</b>	15:22'20.642
6	26.285	22.733	26.842	21.425	1'37.285	215,6	15:23'57.927
7	25.025	22.418	<b>26.356</b>	21.082	1'34.881	217,7	15:25'32.808
8	24.542	22.401	26.396	20.890	1'34.229	216,9	15:27'07.037
9	24.719	22.323	26.504	20.780	1'34.326	214,3	15:28'41.363
10	24.389	22.278	26.603	20.889	1'34.159	216,0	15:30'15.522
11	24.304	22.671	26.540	21.008	1'34.523	216,4	15:31'50.045
12	24.323	<b>22.032</b>	26.547	20.847	<b>1'33.749</b>	213,9	15:33'23.794
13	24.228	22.448	26.663	<b>20.769</b>	1'34.108	213,0	15:34'57.902
14	24.327	22.297	26.455	20.833	1'33.912	214,3	15:36'31.814
15	24.223	22.404	26.555	20.838	1'34.020	214,7	15:38'05.834
16	<b>24.206</b>	22.278	26.678	21.121	1'34.283	215,1	15:39'40.117
Race Time 26'33.088							

66 A. FIEDLER (1'28.987)							
Lap	Seg.1	Seg.2	Seg.3	Seg.4	Lap Time	km/h	Local Time
1		20.942	24.767	20.102	1'35.295	242,2	15:14'42.324
2	24.397	23.180	34.895	25.092	1'47.564	210,9	15:16'29.888
3	29.914	30.588	37.416	27.686	2'05.604	177,6	15:18'35.492
4	32.859	29.033	39.203	24.197	2'05.292	185,6	15:20'40.784
5	24.510	21.164	24.806	20.313	1'30.793	243,8	15:22'11.577
6	23.715	20.929	24.632	19.819	1'29.095	243,8	15:23'40.672
7	23.843	<b>20.763</b>	24.617	19.764	<b>1'28.987</b>	<b>246,6</b>	15:25'09.659
8	23.815	22.061	24.949	19.926	1'30.751	244,3	15:26'40.410
9	24.019	20.795	24.711	20.327	1'29.852	243,2	15:28'10.262
10	23.795	20.958	24.936	<b>19.743</b>	1'29.432	244,9	15:29'39.694
11	<b>23.690</b>	21.057	<b>24.591</b>	19.896	1'29.234	246,0	15:31'08.928
12	23.928	21.097	25.140	19.953	1'30.118	243,2	15:32'39.046
13	24.918	21.048	25.133	19.951	1'31.050	242,7	15:34'10.096
14	24.246	21.544	25.021	20.138	1'30.949	242,7	15:35'41.045
15	24.182	21.260	25.251	20.655	1'31.348	243,8	15:37'12.393
16	25.752	21.305	25.052	20.486	1'32.595	244,9	15:38'44.988
Race Time 25'37.959							

69 T. JACKERMEIER (1'29.686)							
Lap	Seg.1	Seg.2	Seg.3	Seg.4	Lap Time	km/h	Local Time
1		22.197	25.076	20.912	1'39.220	241,1	15:14'46.249
2	24.440	22.013	34.069	24.298	1'44.820	176,2	15:16'31.069
3	30.359	30.807	37.134	27.573	2'05.873	158,8	15:18'36.942
4	32.717	29.293	39.147	24.164	2'05.321	136,0	15:20'42.263
5	25.474	21.419	24.795	20.735	1'32.423	246,0	15:22'14.686
6	24.189	21.192	24.831	20.896	1'31.108	245,5	15:23'45.794
7	24.224	21.092	24.687	20.495	1'30.498	244,3	15:25'16.292
8	25.680	21.181	24.788	20.523	1'32.172	<b>247,1</b>	15:26'48.464
9	24.603	20.928	24.787	20.630	1'30.948	243,8	15:28'19.412
10	24.272	21.036	24.615	20.456	1'30.379	245,5	15:29'49.791
11	24.076	<b>20.752</b>	24.847	20.545	1'30.220	<b>247,1</b>	15:31'20.011
12	24.095	21.079	24.890	20.731	1'30.795	243,8	15:32'50.806
13	24.311	21.676	25.402	20.671	1'32.060	242,7	15:34'22.866

20/06/2021

P = Pits In/Out - C = Lap-Time Cancelled