

Peroni Race Misano 18-19-20 Giugno 2021

BOSS GP - Results Race 1

Misano Circuit Sic 58 4.226 m

Laps 13 = 54,938 km - Avg 161,184 km/h - Race Time 20'27.025

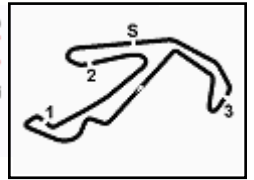
No.	Driver	Nat	Entrant	Team	Car	Class	Laps	Time	Gap	Rel.	Fastest Lap	
1	27 GHOTTO Marco	ITA	Scuderia Palladio	Scuderia Palladio	Dallara Formula 2	FORMU	13	20'27.025		8	1'26.337	
2	32 COLOMBO Simone	ITA	MM International		Dallara Formula 2	FORMU	13	20'32.510	5.485	5.485	11	1'26.768
3	37 MARTUCCI Luca	ITA	MM International		Dallara Formula 2	FORMU	13	20'34.517	7.492	2.007	11	1'26.654
4	67 DE LORENZI Gianluca	RSM	GDL Racing	GDL Racing	Dallara WSR	FORMU	13	20'34.994	7.969	0.477	7	1'26.951
5	40 O'CONNELL Paul	IRL	HS Engineering	HS Engineering	Dallara T12	FORMU	13	20'56.378	29.353	21.384	11	1'28.440
6	66 FIEDLER Andreas	GER	Fiedler Racing		Dallara GP2	FORMU	13	21'12.485	45.460	16.107	9	1'29.688
7	47 STEDING Walter	GER	Scuderia Palladio	Scuderia Palladio	Dallara Formula 2	Formu	13	21'15.175	48.150	2.690	10	1'31.482
8	57 COPETTI Maurizio	ITA	Scuderia Palladio	Scuderia Palladio	Dallara WSN	Super	13	21'39.040	1'12.015	23.865	8	1'33.689
9	96 JACKERMEIER Simon	GER	Top Speed	Team Top Speed	Dallara Formula 2	Formu	12	20'27.958	1 Lap	1 Lap	11	1'31.593
10P	28 JARACH Bruno	EST	Esti Motorsport		Dallara GP2	FORMU	12	21'15.100	1 Lap	47.142	5	1'39.061
11	36 COLACINO Walter	ITA	COLACINO Walter		Lola T96 50	SUPER	12	21'59.161	1 Lap	44.061	5	1'46.863
12P	69 JACKERMEIER Thomas	GER	Top Speed	Team Top Speed	Dallara Formula 2	Formu	11	21'14.516	2 Laps	1 Lap	8	1'29.382
13	15 FERSTL Christian	AUT	Top Speed		Dallara Formula 2	FORMU	1	1'50.335	12 Laps	10 Laps		

Starting: 13 Classified: 13 Not Classified: 0 Retired:: 0 Not Started: 0
 Fastest Lap N. 8 No. 27 Marco Ghiotto Time 1'26.337 Avg. 176,212 Km/h

N.69 (Jackermeier T.) +10 sec penalty
 N.28 (Jarach) +25 sec penalty overtake under safety car procedure

Race Director : Massimiliano Ghinassi

	Start	End
19/06/2021	16:48	17:10



Peroni Race Misano 18-19-20 Giugno 2021

BOSS GP - Results by Class Race 1

Misano Circuit Sic 58 4.226 m

Formula

Laps 13 = 54,938 km - Avg 161,184 km/h - Race Time 20'27.025

No.	Driver	Nat	Entrant	Team	Car	Laps	Time	Gap	Rel.	Fastest Lap	
1	27 GHIOTTO Marco	ITA	Scuderia Palladio	Scuderia Palladio	Dallara Formula 2	13	20'27.025		8	1'26.337	
2	32 COLOMBO Simone	ITA	MM International		Dallara Formula 2	13	20'32.510	5.485	5.485	11	1'26.768
3	37 MARTUCCI Luca	ITA	MM International		Dallara Formula 2	13	20'34.517	7.492	2.007	11	1'26.654
4	67 DE LORENZI Gianluca	RSM	GDL Racing	GDL Racing	Dallara WSR	13	20'34.994	7.969	0.477	7	1'26.951
5	40 O'CONNELL Paul	IRL	HS Engineering	HS Engineering	Dallara T12	13	20'56.378	29.353	21.384	11	1'28.440
6	66 FIEDLER Andreas	GER	Fiedler Racing		Dallara GP2	13	21'12.485	45.460	16.107	9	1'29.688
7	47 STEDING Walter	GER	Scuderia Palladio	Scuderia Palladio	Dallara Formula 2	13	21'15.175	48.150	2.690	10	1'31.482
8	96 JACKERMEIER Simon	GER	Top Speed	Team Top Speed	Dallara Formula 2	12	20'27.958	1 Lap	1 Lap	11	1'31.593
9P	28 JARACH Bruno	EST	Esti Motorsport		Dallara GP2	12	21'15.100	1 Lap	47.142	5	1'39.061
10P	69 JACKERMEIER Thomas	GER	Top Speed	Team Top Speed	Dallara Formula 2	11	21'14.516	2 Laps	1 Lap	8	1'29.382
11	15 FERSTL Christian	AUT	Top Speed		Dallara Formula 2	1	1'50.335	12 Laps	10 Laps		

Starting: 11 Classified: 11 Not Classified: 0 Retired:: 0 Not Started: 0
 Fastest Lap N. 8 No. 27 Marco Ghiotto Time 1'26.337 Avg. 176,212 Km/h

Super Lights

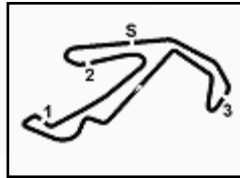
Laps 13 = 54,938 km - Avg 152,248 km/h - Race Time 21'39.040

No.	Driver	Nat	Entrant	Team	Car	Laps	Time	Gap	Rel.	Fastest Lap	
1	57 COPETTI Maurizio	ITA	Scuderia Palladio	Scuderia Palladio	Dallara WSN	13	21'39.040		8	1'33.689	
2	36 COLACINO Walter	ITA	COLACINO Walter		Lola T96 50	12	21'59.161	1 Lap	1 Lap	5	1'46.863

Starting: 2 Classified: 2 Not Classified: 0 Retired:: 0 Not Started: 0
 Fastest Lap N. 8 No. 57 Maurizio Copetti Time 1'33.689 Avg. 162,384 Km/h

Race Director : Massimiliano Ghinassi

19/06/2021 Start 16:48 End 17:10



Peroni Race Misano 18-19-20 Giugno 2021

BOSS GP - Sectors and Speed Race 1

Misano Circuit Sic 58 4.226 m

RESULTS

1	27	GHIOTTO Marco	Dallara Formula 2	Laps 13
2	32	COLOMBO Simone	Dallara Formula 2	5.485
3	37	MARTUCCI Luca	Dallara Formula 2	7.492
4	67	DE LORENZI Gianluca	Dallara WSR	7.969
5	40	O'CONNELL Paul	Dallara T12	29.353
6	66	FIEDLER Andreas	Dallara GP2	45.460
7	47	STEDING Walter	Dallara Formula 2	48.150
8	57	COPETTI Maurizio	Dallara WSN	1'12.015
9	96	JACKERMEIER Simon	Dallara Formula 2	1 Lap
10	28	JARACH Bruno	Dallara GP2	1 Lap
11	36	COLACINO Walter	Lola T96 50	1 Lap
12	69	JACKERMEIER Thomas	Dallara Formula 2	2 Laps
13	15	FERSTL Christian	Dallara Formula 2	12 Laps

SPEED

1	37	MARTUCCI Luca	Dallara Formula 2	256,5
2	69	JACKERMEIER Thomas	Dallara Formula 2	255,3
3	32	COLOMBO Simone	Dallara Formula 2	255,3
4	27	GHIOTTO Marco	Dallara Formula 2	253,5
5	47	STEDING Walter	Dallara Formula 2	251,2
6	66	FIEDLER Andreas	Dallara GP2	247,7
7	96	JACKERMEIER Simon	Dallara Formula 2	246,6
8	28	JARACH Bruno	Dallara GP2	245,5
9	40	O'CONNELL Paul	Dallara T12	240,0
10	67	DE LORENZI Gianluca	Dallara WSR	237,9
11	15	FERSTL Christian	Dallara Formula 2	231,3
12	57	COPETTI Maurizio	Dallara WSN	221,3
13	36	COLACINO Walter	Lola T96 50	202,2

SEG. 1

1	67	DE LORENZI Gianluca	22.763
2	40	O'CONNELL Paul	22.960
3	32	COLOMBO Simone	23.213
4	37	MARTUCCI Luca	23.232
5	27	GHIOTTO Marco	23.335
6	69	JACKERMEIER Thomas	23.462
7	66	FIEDLER Andreas	23.832
8	96	JACKERMEIER Simon	23.935
9	57	COPETTI Maurizio	24.334
10	47	STEDING Walter	24.823
11	28	JARACH Bruno	26.665
12	36	COLACINO Walter	27.259
13	15	FERSTL Christian	36.604

SEG. 2

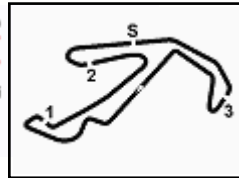
1	27	GHIOTTO Marco	20.014
2	37	MARTUCCI Luca	20.032
3	32	COLOMBO Simone	20.321
4	40	O'CONNELL Paul	20.523
5	67	DE LORENZI Gianluca	20.524
6	69	JACKERMEIER Thomas	20.844
7	47	STEDING Walter	20.877
8	66	FIEDLER Andreas	20.977
9	96	JACKERMEIER Simon	21.393
10	28	JARACH Bruno	22.135
11	57	COPETTI Maurizio	22.189
12	15	FERSTL Christian	23.325
13	36	COLACINO Walter	24.770

SEG. 3

1	37	MARTUCCI Luca	23.416
2	27	GHIOTTO Marco	23.721
3	32	COLOMBO Simone	23.825
4	67	DE LORENZI Gianluca	24.324
5	66	FIEDLER Andreas	24.479
6	69	JACKERMEIER Thomas	24.482
7	40	O'CONNELL Paul	24.822
8	47	STEDING Walter	25.021
9	96	JACKERMEIER Simon	25.440
10	57	COPETTI Maurizio	26.260
11	28	JARACH Bruno	27.637
12	15	FERSTL Christian	28.303
13	36	COLACINO Walter	30.038

SEG. 4

1	67	DE LORENZI Gianluca	18.973
2	27	GHIOTTO Marco	19.045
3	32	COLOMBO Simone	19.172
4	66	FIEDLER Andreas	19.544
5	37	MARTUCCI Luca	19.583
6	40	O'CONNELL Paul	19.668
7	69	JACKERMEIER Thomas	20.252
8	47	STEDING Walter	20.353
9	96	JACKERMEIER Simon	20.611
10	57	COPETTI Maurizio	20.751
11	28	JARACH Bruno	21.816
12	15	FERSTL Christian	22.103
13	36	COLACINO Walter	22.788



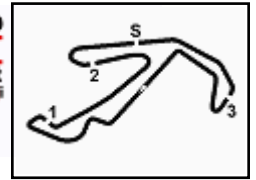
Peroni Race Misano 18-19-20 Giugno 2021

BOSS GP - Contagiri Race 1

Misano Circuit Sic 58 4.226 m

		Lap												
	1	2	3	4	5	6	7	8	9	10	11	12	13	
1	27	27	27	27	27	27	27	27	27	27	27	27	27	
2	32	32	32	32	32	67	67	67	67	67	67	32	32	
3	67	67	67	67	67	32	32	32	32	32	32	67	37	
4	66	66	66	66	37	37	37	37	37	37	37	37	67	
5	37	37	37	37	66	66	66	66	66	66	66	40	40	
6	47	47	47	47	47	47	47	40	40	40	40	66	66	
7	57	57	57	57	40	40	40	47	47	47	47	47	47	
8	28	40	40	40	57	57	57	57	57	57	57	57	57	
9	15	96	36	28	28	28	28	28	28	96	96	96	96	
10	40	36	28	36	36	36	96	96	96	28	28	28	28	
11	96	28	96	96	96	96	36	36	36	36	36	36	36	
12	36	69	69	69	69	69	69	69	69	69	69			
13	69													

Final Result			
1	27	GHIOTTO M.	Laps 13
2	32	COLOMBO S.	5.485
3	37	MARTUCCI L.	7.492
4	67	DE LORENZI G.	7.969
5	40	O'CONNELL P.	29.353
6	66	FIEDLER A.	45.460
7	47	STEDING W.	48.150
8	57	COPETTI M.	1'12.015
9	96	JACKERMEIER S.	1 Lap
10	28	JARACH B. (P)	1 Lap
11	36	COLACINO W.	1 Lap
12	69	JACKERMEIER T. (P)	2 Laps
13	15	FERSTL C.	12 Laps



Peroni Race Misano 18-19-20 Giugno 2021

BOSS GP - Chronological Analysis Race 1

Misano Circuit Sic 58 4.226 m

Start at 16:48'21.703

2 / 2

9	24.701	22.332	27.264	21.097	1'35.394	216,9	17:03'41.368	10	24.484	21.792	26.007	20.659	1'32.942	245,5	17:05'44.223
10	24.808	22.354	26.475	20.897	1'34.534	218,2	17:05'15.902	11	23.935	21.393	25.654	20.611	1'31.593	244,3	17:07'15.816
11	24.435	22.189	26.606	20.938	1'34.168	217,3	17:06'50.070	12	23.994	21.426	25.440	22.985	1'33.845	246,6	17:08'49.661
12	24.705	22.985	26.517	21.250	1'35.457	218,2	17:08'25.527								Race Time 20'27.958
13	25.035	22.383	26.538	21.260	1'35.216	217,7	17:10'00.743								

Race Time 21'39.040

66 A. FIEDLER (1'29.688)

Lap	Seg.1	Seg.2	Seg.3	Seg.4	Lap Time	km/h	Local Time
1		21.533	24.869	19.709	1'37.641	244,9	16:49'59.344
2	23.876	21.413	24.818	23.536	1'33.643	245,5	16:51'32.987
3	31.239	25.439	36.213	32.036	2'04.927	227,8	16:53'37.914
4	31.757	30.512	37.566	23.205	2'03.040	197,1	16:55'40.954
5	27.361	21.241	24.479	19.544	1'32.625	246,6	16:57'13.579
6	24.528	22.908	24.599	19.811	1'31.846	246,6	16:58'45.425
7	24.477	21.164	24.732	20.144	1'30.517	247,7	17:00'15.942
8	24.123	21.870	25.222	20.454	1'31.669	244,3	17:01'47.611
9	23.832	21.069	24.627	20.160	1'29.688	247,1	17:03'17.299
10	23.987	21.436	26.268	20.196	1'31.887	244,9	17:04'49.186
11	24.033	20.977	24.700	20.477	1'30.187	244,9	17:06'19.373
12	25.071	21.766	25.708	22.087	1'34.632	246,0	17:07'54.005
13	25.369	22.080	29.231	23.503	1'40.183	214,7	17:09'34.188

Race Time 21'12.485

67 G. DE LORENZI (1'26.951)

Lap	Seg.1	Seg.2	Seg.3	Seg.4	Lap Time	km/h	Local Time
1		21.801	25.371	19.785	1'36.649	236,8	16:49'58.352
2	24.288	21.099	24.920	23.085	1'33.392	236,8	16:51'31.744
3	31.729	25.180	36.335	32.208	2'05.452	195,7	16:53'37.196
4	31.802	29.874	37.815	23.925	2'03.416	178,2	16:55'40.612
5	25.701	21.397	25.043	20.039	1'32.180	237,9	16:57'12.792
6	23.401	20.524	24.506	18.973	1'27.404	233,8	16:58'40.196
7	22.906	20.528	24.324	19.193	1'26.951	235,8	17:00'07.147
8	23.085	20.580	24.833	19.304	1'27.802	233,8	17:01'34.949
9	23.252	20.904	24.678	19.939	1'28.773	234,3	17:03'03.722
10	23.173	20.706	24.388	19.095	1'27.362	234,3	17:04'31.084
11	22.763	20.578	24.377	19.293	1'27.011	235,3	17:05'58.095
12	22.999	20.620	24.893	20.318	1'28.830	235,3	17:07'26.925
13	23.188	20.743	25.649	20.192	1'29.772	236,8	17:08'56.697

Race Time 20'34.994

69 T. JACKERMEIER (1'29.382)

Lap	Seg.1	Seg.2	Seg.3	Seg.4	Lap Time	km/h	Local Time
1		24.082	28.904	4'14.585	5'48.627P	240,0	16:54'10.330
2	19.721	23.181	30.657	22.499	1'36.058P	196,4	16:55'46.388
3	26.066	22.200	25.549	21.073	1'34.888	247,1	16:57'21.276
4	24.365	21.215	24.823	20.872	1'31.275	248,8	16:58'52.551
5	24.462	20.969	25.295	21.233	1'31.959	250,0	17:00'24.510
6	24.150	21.667	24.927	20.977	1'31.721	255,3	17:01'56.231
7	24.140	20.960	24.680	20.633	1'30.413	247,1	17:03'26.644
8	23.688	20.844	24.482	20.368	1'29.382	245,5	17:04'56.026
9	23.646	21.186	24.748	20.379	1'29.959	244,9	17:06'25.985
10	23.801	21.268	24.912	20.252	1'30.233	248,8	17:07'56.218
11	23.462	21.061	24.796	20.682	1'30.001	246,0	17:09'26.219

Race Time 21'04.516 + 10.000Pen

96 S. JACKERMEIER (1'31.593)

Lap	Seg.1	Seg.2	Seg.3	Seg.4	Lap Time	km/h	Local Time
1		23.655	28.096	22.275	1'52.112	239,5	16:50'13.815
2	27.519	22.952	30.245	24.850	1'45.566	241,6	16:51'59.381
3	29.992	25.456	31.694	1'12.560	2'39.702P	182,1	16:54'39.083
4	20.005	25.548	28.967	23.018	1'37.538P	223,6	16:56'16.621
5	27.613	22.102	26.674	21.242	1'37.631	244,9	16:57'54.252
6	25.076	21.940	26.565	21.336	1'34.917	244,3	16:59'29.169
7	26.458	21.792	26.128	20.840	1'35.218	243,8	17:01'04.387
8	24.790	21.981	26.237	21.120	1'34.128	243,2	17:02'38.515
9	24.528	21.650	25.962	20.626	1'32.766	245,5	17:04'11.281

19/06/2021

P = Pits In/Out - C = Lap-Time Cancelled