

## Peroni Race Misano 18-19-20 Giugno 2021

### BOSS GP - Combined Qualifying Practices

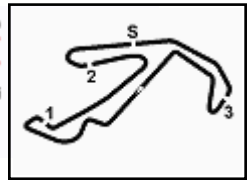
Misano Circuit Sic 58 4.226 m

No.	Driver	Nat	Entrant	Team	Car	Class	Sess 1	Sess 2	Time	Gap	Rel.	Laps
1	<b>27 GHIOTTO</b> Marco	ITA	Scuderia Palladio	Scuderia Palladio	Dallara Formula 2	FORMU	<b>1'24.761</b>		<b>1'24.761</b>			5
2	<b>67 DE LORENZI</b> Gianluca	RSM	GDL Racing	GDL Racing	Lola Auto GP	FORMU	<b>1'25.399</b>		<b>1'25.399</b>	0.638	0.638	3
3	<b>32 COLOMBO</b> Simone	ITA	MM International		Dallara Formula 2	FORMU	<b>1'25.520</b>		<b>1'25.520</b>	0.759	0.121	5
4	<b>37 MARTUCCI</b> Luca	ITA	MM International		Dallara Formula 2	FORMU	<b>1'26.799</b>		<b>1'26.799</b>	2.038	1.279	4
5	<b>66 FIEDLER</b> Andreas	GER	Fiedler Racing		Dallara GP2	FORMU	<b>1'28.249</b>		<b>1'28.249</b>	3.488	1.450	6
6	<b>69 JACKERMEIER</b> Thomas	GER	Top Speed	Team Top Speed	Dallara Formula 2	Formu		<b>1'28.257</b>	<b>1'28.257</b>	3.496	0.008	10
7	<b>47 STEDING</b> Walter	GER	Scuderia Palladio	Scuderia Palladio	Dallara Formula 2	Formu		<b>1'29.273</b>	<b>1'29.273</b>	4.512	1.016	8
8	<b>15 FERSTL</b> Christian	AUT	Top Speed		Dallara Formula 2	FORMU		<b>1'29.900</b>	<b>1'29.900</b>	5.139	0.627	8
9	<b>57 COPETTI</b> Maurizio	ITA	Scuderia Palladio	Scuderia Palladio	Dallara WSN	Super		<b>1'32.418</b>	<b>1'32.418</b>	7.657	2.518	6
10	<b>28 JARACH</b> Bruno	EST	Esti Motorsport		Dallara GP2	FORMU		<b>1'38.784</b>	<b>1'38.784</b>	14.023	6.366	8
11	<b>36 COLACINO</b> Walter	ITA	COLACINO Walter		Lola T96 50	SUPER	<b>1'43.106</b>		<b>1'43.106</b>	18.345	4.322	11
12	<b>96 JACKERMEIER</b> Simon	GER	Top Speed	Team Top Speed	Dallara Formula 2	Formu		<b>1'46.127</b>	<b>1'46.127</b>	21.366	3.021	4
13	<b>40 O'CONNELL</b> Paul	IRL	HS Engineering	HS Engineering	Dallara T12	FORMU						1
14	<b>73 GRAMENZI</b> Marco	ITA	Adriatica Competition	Adriatica Competition	Jaguar F1 - R3	Open						0
15	<b>21 HERNDLHOFER</b> Bernd	AUT	H&A Racing		Dallara GP2	FORMU						0
16	<b>23 GERSTL</b> Ingo	AUT	Top Speed	Team Top Speed	Dallara Formula 2	FORMU						0
17	<b>33 MOOG</b> Ralph	GER	Eventus Motorsport		Dallara WSR	SUPER						0
18	<b>35 MANGINI</b> Armando	ITA	MM International		Lola Formula 3000	SUPER						0
19	<b>72 DI GIUSEPPE</b> Roberto	ITA	Adriatica Competition	Adriatica Competition	Jaguar F1 - R3	Open						0

Race Director : Massimiliano Ghinassi

19/06/2021

Powered by **Perugia Timing**



## Peroni Race Misano 18-19-20 Giugno 2021

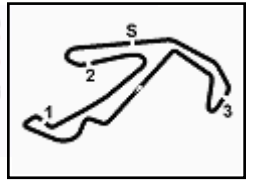
### BOSS GP - Classifica Qualifying 1

Misano Circuit Sic 58 4.226 m

No. Driver	Nat	Entrant	Team	Car	Class	Time	Gap	Rel.	Laps
1 <b>27 GHIOTTO</b> Marco	ITA	Scuderia Palladio	Scuderia Palladio	Dallara Formula 2	FORMU	<b>1'24.761</b>			5
2 <b>67 DE LORENZI</b> Gianluca	RSM	GDL Racing	GDL Racing	Lola Auto GP	FORMU	<b>1'25.399</b>	0.638	0.638	3
3 <b>32 COLOMBO</b> Simone	ITA	MM International		Dallara Formula 2	FORMU	<b>1'25.520</b>	0.759	0.121	5
4 <b>37 MARTUCCI</b> Luca	ITA	MM International		Dallara Formula 2	FORMU	<b>1'26.799</b>	2.038	1.279	4
5 <b>66 FIEDLER</b> Andreas	GER	Fiedler Racing		Dallara GP2	FORMU	<b>1'28.249</b>	3.488	1.450	6

Race Director : Massimiliano Ghinassi

	Start	End
19/06/2021	10:05	10:16

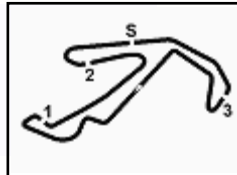


# Peroni Race Misano 18-19-20 Giugno 2021

## BOSS GP - Ideal Time Qualifying 1

Misano Circuit Sic 58 4.226 m

No. Driver	Car	Seg. 1	Seg. 2	Seg. 3	Seg. 4	Ideal Time		
		Diff. 1	Diff. 2	Diff. 3	Diff. 4	Best Lap	Pos.	Diff.
1 <b>27 GHIOTTO M.</b> (ITA)	Dallara Formula 2	22.719	<b>19.778</b>	<b>23.235</b> +0.149	18.880	<b>1'24.612</b> 1'24.761	1	0.149
2 <b>67 DE LORENZI G.</b> (RSM)	Lola Auto GP	<b>22.357</b> +0.302	20.589	23.796	<b>18.355</b>	<b>1'25.097</b> 1'25.399	2	0.302
3 <b>32 COLOMBO S.</b> (ITA)	Dallara Formula 2	22.628 +0.365	20.261	23.333	18.933	<b>1'25.155</b> 1'25.520	3	0.365
4 <b>37 MARTUCCI L.</b> (ITA)	Dallara Formula 2	23.343	20.301 +0.142	23.264 +0.269	19.480	<b>1'26.388</b> 1'26.799	4	0.411
5 <b>66 FIEDLER A.</b> (GER)	Dallara GP2	23.235	20.656	24.547	19.691 +0.120	<b>1'28.129</b> 1'28.249	5	0.120
<b>Overall Ideal Time</b>		22.357	19.778	23.235	18.355	<b>1'23.725</b>		



## Peroni Race Misano 18-19-20 Giugno 2021

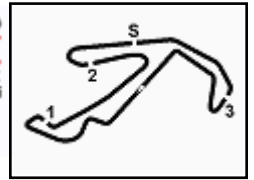
### BOSS GP - Velocità Qualifying 1

Misano Circuit Sic 58 4.226 m

BEST LAP			
1	<b>27 GHIOTTO</b> Marco	Dallara Formula 2	1'24.761
2	<b>67 DE LORENZI</b> Gianluca	Lola Auto GP	1'25.399
3	<b>32 COLOMBO</b> Simone	Dallara Formula 2	1'25.520
4	<b>37 MARTUCCI</b> Luca	Dallara Formula 2	1'26.799
5	<b>66 FIEDLER</b> Andreas	Dallara GP2	1'28.249

SPEED			
1	<b>32 COLOMBO</b> Simone	Dallara Formula 2	258,4
2	<b>27 GHIOTTO</b> Marco	Dallara Formula 2	257,1
3	<b>37 MARTUCCI</b> Luca	Dallara Formula 2	255,3
4	<b>66 FIEDLER</b> Andreas	Dallara GP2	252,9
5	<b>67 DE LORENZI</b> Gianluca	Lola Auto GP	240,5

SEG. 1		SEG. 2		SEG. 3		SEG. 4					
1	<b>67 DE LORENZI</b> Gianluca	22.357	1	<b>27 GHIOTTO</b> Marco	19.778	1	<b>27 GHIOTTO</b> Marco	23.235	1	<b>67 DE LORENZI</b> Gianluca	18.355
2	<b>32 COLOMBO</b> Simone	22.628	2	<b>32 COLOMBO</b> Simone	20.261	2	<b>37 MARTUCCI</b> Luca	23.264	2	<b>27 GHIOTTO</b> Marco	18.880
3	<b>27 GHIOTTO</b> Marco	22.719	3	<b>37 MARTUCCI</b> Luca	20.301	3	<b>32 COLOMBO</b> Simone	23.333	3	<b>32 COLOMBO</b> Simone	18.933
4	<b>66 FIEDLER</b> Andreas	23.235	4	<b>67 DE LORENZI</b> Gianluca	20.589	4	<b>67 DE LORENZI</b> Gianluca	23.796	4	<b>37 MARTUCCI</b> Luca	19.480
5	<b>37 MARTUCCI</b> Luca	23.343	5	<b>66 FIEDLER</b> Andreas	20.656	5	<b>66 FIEDLER</b> Andreas	24.547	5	<b>66 FIEDLER</b> Andreas	19.691



## Peroni Race Misano 18-19-20 Giugno 2021

### BOSS GP - Analisi Tempi Qualifying 1

Misano Circuit Sic 58 4.226 m

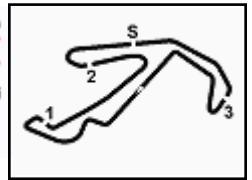
27 M. GHIOTTO (1'24.761)							
Lap	Seg.1	Seg.2	Seg.3	Seg.4	Lap Time	km/h	Local Time
							10:06'50.455
1	23.220	26.344	27.771	21.727	1'39.062P	246,0	10:08'29.517
2	24.284	20.712	23.797	19.394	1'28.187	255,3	10:09'57.704
3	23.174	20.215	23.346	19.241	1'25.976	253,5	10:11'23.680
4	22.899	19.864	<b>23.235</b>	18.932	1'24.930	<b>257,1</b>	10:12'48.610
5	<b>22.719</b>	<b>19.778</b>	23.384	<b>18.880</b>	<b>1'24.761</b>	255,3	10:14'13.371

32 S. COLOMBO (1'25.520)							
Lap	Seg.1	Seg.2	Seg.3	Seg.4	Lap Time	km/h	Local Time
							10:06'53.958
1	24.113	27.243	29.739	22.564	1'43.659P	235,3	10:08'37.617
2	24.252	21.012	25.143	21.267	1'31.674	254,1	10:10'09.291
3	23.445	20.414	23.574	18.998	1'26.431	<b>258,4</b>	10:11'35.722
4	<b>22.628</b>	20.776	23.680	19.141	1'26.225	255,9	10:13'01.947
5	22.993	<b>20.261</b>	<b>23.333</b>	<b>18.933</b>	<b>1'25.520</b>	255,9	10:14'27.467

37 L. MARTUCCI (1'26.799)							
Lap	Seg.1	Seg.2	Seg.3	Seg.4	Lap Time	km/h	Local Time
							10:07'36.523
1	21.049	25.287	28.205	21.174	1'35.715P	228,3	10:09'12.238
2	24.459	20.784	23.812	19.629	1'28.684	251,7	10:10'40.922
3	<b>23.343</b>	20.443	23.533	<b>19.480</b>	<b>1'26.799</b>	<b>255,3</b>	10:12'07.721
4	23.556	21.436	23.716	19.858	1'28.566	254,1	10:13'36.287

66 A. FIEDLER (1'28.249)							
Lap	Seg.1	Seg.2	Seg.3	Seg.4	Lap Time	km/h	Local Time
							10:06'26.918
1	20.880	22.493	26.787	21.833	1'31.993P	247,1	10:07'58.911
2	24.338	20.993	24.757	19.854	1'29.942	250,0	10:09'28.853
3	23.725	21.169	24.743	20.000	1'29.637	251,7	10:10'58.490
4	<b>23.235</b>	<b>20.656</b>	<b>24.547</b>	19.811	<b>1'28.249</b>	<b>252,9</b>	10:12'26.739
5	24.649	21.214	24.981	19.892	1'30.736	248,3	10:13'57.475
6	23.315	20.964	24.576	<b>19.691</b>	1'28.546	251,7	10:15'26.021

67 G. DE LORENZI (1'25.399)							
Lap	Seg.1	Seg.2	Seg.3	Seg.4	Lap Time	km/h	Local Time
							10:07'54.546
1	22.068	25.110	25.418	19.331	1'31.927P	235,3	10:09'26.473
2	22.659	<b>20.589</b>	<b>23.796</b>	<b>18.355</b>	<b>1'25.399</b>	239,5	10:10'51.872
3	<b>22.357</b>	20.732	23.913	18.717	1'25.719	<b>240,5</b>	10:12'17.591



# Peroni Race Misano 18-19-20 Giugno 2021

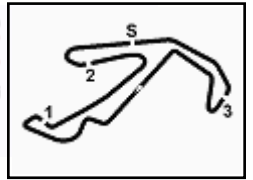
## BOSS GP - Results Qualifying 2

Misano Circuit Sic 58 4.226 m

No. Driver	Nat	Entrant	Team	Car	Class	Time	Gap	Rel.	Laps
1 <b>69 JACKERMEIER</b> Thomas	GER	Top Speed	Team Top Speed	Dallara Formula 2	Formu	<b>1'28.257</b>			10
2 <b>47 STEDING</b> Walter	GER	Scuderia Palladio	Scuderia Palladio	Dallara Formula 2	Formu	<b>1'29.273</b>	1.016	1.016	8
3 <b>15 FERSTL</b> Christian	AUT	Top Speed		Dallara Formula 2	FORMU	<b>1'29.900</b>	1.643	0.627	8
4 <b>57 COPETTI</b> Maurizio	ITA	Scuderia Palladio	Scuderia Palladio	Dallara WSN	Super	<b>1'32.418</b>	4.161	2.518	6
5 <b>28 JARACH</b> Bruno	EST	Esti Motorsport		Dallara GP2	FORMU	<b>1'38.784</b>	10.527	6.366	8
6 <b>36 COLACINO</b> Walter	ITA	COLACINO Walter		Lola T96 50	SUPER	<b>1'43.106</b>	14.849	4.322	11
7 <b>96 JACKERMEIER</b> Simon	GER	Top Speed	Team Top Speed	Dallara Formula 2	Formu	<b>1'46.127</b>	17.870	3.021	4
8 <b>66 FIEDLER</b> Andreas	GER	Fiedler Racing		Dallara GP2	FORMU				0
9 <b>40 O'CONNELL</b> Paul	IRL	HS Engineering	HS Engineering	Dallara T12	FORMU				1
10 <b>21 HERNDLHOFER</b> Bernd	AUT	H&A Racing		Dallara GP2	FORMU				0
11 <b>23 GERSTL</b> Ingo	AUT	Top Speed	Team Top Speed	Dallara Formula 2	FORMU				0
12 <b>33 MOOG</b> Ralph	GER	Eventus Motorsport		Dallara WSR	SUPER				0
13 <b>35 MANGINI</b> Armando	ITA	MM International		Lola Formula 3000	SUPER				0
14 <b>72 DI GIUSEPPE</b> Roberto	ITA	Adriatica Competition	Adriatica Competition	Jaguar F1 - R3	Open				0
15 <b>73 GRAMENZI</b> Marco	ITA	Adriatica Competition	Adriatica Competition	Jaguar F1 - R3	Open				0

Race Director : Massimiliano Ghinassi

	Start	End
19/06/2021	10:16	10:43

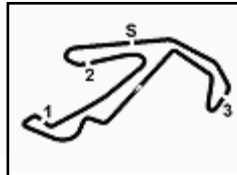


## Peroni Race Misano 18-19-20 Giugno 2021

### BOSS GP - Ideal Times Qualifying 2

Misano Circuit Sic 58 4.226 m

No. Driver	Car	Seg. 1	Seg. 2	Seg. 3	Seg. 4	Ideal Time		
		Diff. 1	Diff. 2	Diff. 3	Diff. 4	Best Lap	Pos.	Diff.
1 <b>69 JACKERMEIER T.</b> (GER)	Dallara Formula 2	23.281 +0.359	20.473 +0.124	24.045	19.975	<b>1'27.774</b> 1'28.257	1	0.483
2 <b>47 STEDING W.</b> (GER)	Dallara Formula 2	24.237	20.612	24.308	20.116	<b>1'29.273</b> 1'29.273	2	
3 <b>15 FERSTL C.</b> (AUT)	Dallara Formula 2	23.877	20.641	25.303	20.079	<b>1'29.900</b> 1'29.900	3	
4 <b>57 COPETTI M.</b> (ITA)	Dallara WSN	24.088	21.954	25.791	20.585	<b>1'32.418</b> 1'32.418	4	
5 <b>28 JARACH B.</b> (EST)	Dallara GP2	26.971	21.905	27.979	21.929	<b>1'38.784</b> 1'38.784	5	
6 <b>36 COLACINO W.</b> (ITA)	Lola T96 50	26.727	24.241	29.234 +0.452	22.452	<b>1'42.654</b> 1'43.106	6	0.452
7 <b>96 JACKERMEIER S.</b> (GER)	Dallara Formula 2	28.688	24.785	29.459	23.195	<b>1'46.127</b> 1'46.127	7	
<b>21 HERNDLHOFER B.</b> (AUT)	Dallara GP2							
<b>23 GERSTL I.</b> (AUT)	Dallara Formula 2							
<b>33 MOOG R.</b> (GER)	Dallara WSR							
<b>35 MANGINI A.</b> (ITA)	Lola Formula 3000							
<b>40 O'CONNELL P.</b> (IRL)	Dallara T12							
<b>66 FIEDLER A.</b> (GER)	Dallara GP2							
<b>72 DI GIUSEPPE R.</b> (ITA)	Jaguar F1 - R3							
<b>73 GRAMENZI M.</b> (ITA)	Jaguar F1 - R3							
<b>Overall Ideal Time</b>		23.281	20.473	24.045	19.975	<b>1'27.774</b>		



## Peroni Race Misano 18-19-20 Giugno 2021

### BOSS GP - Sector and Speeds Qualifying 2

Misano Circuit Sic 58 4.226 m

#### BEST LAP

1	69 JACKERMEIER Thomas	Dallara Formula 2	1'28.257
2	47 STEDING Walter	Dallara Formula 2	1'29.273
3	15 FERSTL Christian	Dallara Formula 2	1'29.900
4	57 COPETTI Maurizio	Dallara WSN	1'32.418
5	28 JARACH Bruno	Dallara GP2	1'38.784
6	36 COLACINO Walter	Lola T96 50	1'43.106
7	96 JACKERMEIER Simon	Dallara Formula 2	1'46.127
8	21 HERNDLHOFER Bernd	Dallara GP2	
9	23 GERSTL Ingo	Dallara Formula 2	
10	33 MOOG Ralph	Dallara WSR	
11	35 MANGINI Armando	Lola Formula 3000	
12	40 O'CONNELL Paul	Dallara T12	
13	66 FIEDLER Andreas	Dallara GP2	
14	72 DI GIUSEPPE Roberto	Jaquar F1 - R3	
15	73 GRAMENZI Marco	Jaquar F1 - R3	

#### SPEED

1	15 FERSTL Christian	Dallara Formula 2	260,9
2	69 JACKERMEIER Thomas	Dallara Formula 2	254,1
3	47 STEDING Walter	Dallara Formula 2	253,5
4	28 JARACH Bruno	Dallara GP2	247,1
5	40 O'CONNELL Paul	Dallara T12	238,4
6	96 JACKERMEIER Simon	Dallara Formula 2	237,9
7	57 COPETTI Maurizio	Dallara WSN	225,0
8	36 COLACINO Walter	Lola T96 50	206,1

#### SEG. 1

1	69 JACKERMEIER Thomas	23.281
2	15 FERSTL Christian	23.877
3	57 COPETTI Maurizio	24.088
4	47 STEDING Walter	24.237
5	36 COLACINO Walter	26.727
6	28 JARACH Bruno	26.971
7	96 JACKERMEIER Simon	28.688

#### SEG. 2

1	69 JACKERMEIER Thomas	20.473
2	47 STEDING Walter	20.612
3	15 FERSTL Christian	20.641
4	28 JARACH Bruno	21.905
5	57 COPETTI Maurizio	21.954
6	40 O'CONNELL Paul	23.172
7	36 COLACINO Walter	24.241
8	96 JACKERMEIER Simon	24.785

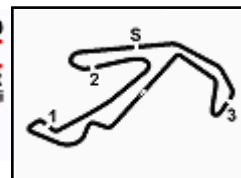
#### SEG. 3

1	69 JACKERMEIER Thomas	24.045
2	47 STEDING Walter	24.308
3	15 FERSTL Christian	25.303
4	57 COPETTI Maurizio	25.791
5	40 O'CONNELL Paul	26.809
6	28 JARACH Bruno	27.979
7	36 COLACINO Walter	29.234
8	96 JACKERMEIER Simon	29.459

#### SEG. 4

1	69 JACKERMEIER Thomas	19.975
2	15 FERSTL Christian	20.079
3	47 STEDING Walter	20.116
4	40 O'CONNELL Paul	20.466
5	57 COPETTI Maurizio	20.585
6	28 JARACH Bruno	21.929
7	36 COLACINO Walter	22.452
8	96 JACKERMEIER Simon	23.195





# Peroni Race Misano 18-19-20 Giugno 2021

## BOSS GP - Analysis Qualifying 2

Misano Circuit Sic 58 4.226 m

### 15 C. FERSTL (1'29.900)

Lap	Seg.1	Seg.2	Seg.3	Seg.4	Lap Time	km/h	Local Time
							10:17'43.356
1	19.816	26.576	29.358	21.849	1'37.599P	253,5	10:19'20.955
2	24.834	21.192	25.786	20.389	1'32.201	255,9	10:20'53.156
3	38.228	33.224	43.608	6'48.862	8'43.922P	117,6	10:29'37.078
4	20.912	25.045	30.247	21.597	1'37.801P	250,0	10:31'14.879
5	24.365	20.793	25.472	20.336	1'30.966	257,8	10:32'45.845
6	25.554	21.208	26.848	20.865	1'34.475	<b>260,9</b>	10:34'20.320
7	24.466	20.889	25.634	20.254	1'31.243	258,4	10:35'51.563
8	<b>23.877</b>	<b>20.641</b>	<b>25.303</b>	<b>20.079</b>	<b>1'29.900</b>	255,9	10:37'21.463

### 28 B. JARACH (1'38.784)

Lap	Seg.1	Seg.2	Seg.3	Seg.4	Lap Time	km/h	Local Time
							10:17'52.102
1	25.938	26.646	30.771	24.022	1'47.377P	237,4	10:19'39.479
2	28.723	22.934	30.116	25.115	1'46.888	244,9	10:21'26.367
3	32.113	29.026	35.393	5'45.200	7'21.732P	188,8	10:28'48.099
4	21.947	24.896	30.530	22.928	1'40.301P	230,8	10:30'28.400
5	27.292	22.026	28.402	22.216	1'39.936	245,5	10:32'08.336
6	27.484	22.101	28.111	22.191	1'39.887	<b>247,1</b>	10:33'48.223
7	27.358	22.401	28.326	22.290	1'40.375	246,6	10:35'28.598
8	<b>26.971</b>	<b>21.905</b>	<b>27.979</b>	<b>21.929</b>	<b>1'38.784</b>	244,9	10:37'07.382

### 36 W. COLACINO (1'43.106)

Lap	Seg.1	Seg.2	Seg.3	Seg.4	Lap Time	km/h	Local Time
							10:17'51.130
1	28.641	29.928	40.020	27.859	2'06.448P	191,8	10:19'57.578
2	32.889	26.327	35.865	25.924	2'01.005	176,5	10:21'58.583
3	32.582	28.648	40.215	5'27.990	7'09.435P	175,6	10:29'08.018
4	25.589	28.153	31.208	24.091	1'49.041P	200,0	10:30'57.059
5	28.298	24.962	<b>29.234</b>	23.825	1'46.319	205,3	10:32'43.378
6	29.186	24.842	29.396	23.457	1'46.881	205,3	10:34'30.259
7	27.482	25.917	30.473	23.662	1'47.534	185,6	10:36'17.793
8	32.875	31.155	41.097	24.728	2'09.855	150,4	10:38'27.648
9	27.563	25.072	29.683	22.671	1'44.989	204,2	10:40'12.637
10	30.535	27.802	34.410	23.769	1'56.516	177,9	10:42'09.153
11	<b>26.727</b>	<b>24.241</b>	29.686	<b>22.452</b>	<b>1'43.106</b>	<b>206,1</b>	10:43'52.259

### 40 P. O'CONNELL

Lap	Seg.1	Seg.2	Seg.3	Seg.4	Lap Time	km/h	Local Time
							10:18'03.541
1	20.664	<b>23.172</b>	<b>26.809</b>	<b>20.466</b>	1'31.111P	<b>238,4</b>	10:19'34.652

### 47 W. STEDING (1'29.273)

Lap	Seg.1	Seg.2	Seg.3	Seg.4	Lap Time	km/h	Local Time
							10:18'02.717
1	24.159	24.514	28.838	21.880	1'39.391P	244,9	10:19'42.108
2	27.461	21.864	26.542	23.356	1'39.223	252,9	10:21'21.331
3	28.712	21.429	37.577	5'55.516	7'23.234P	141,4	10:28'44.565
4	19.690	23.847	27.296	20.993	1'31.826P	246,6	10:30'16.391
5	24.999	20.801	24.544	20.567	1'30.911	251,2	10:31'47.302
6	24.326	20.746	25.328	20.189	1'30.589	249,4	10:33'17.891
7	24.261	20.691	24.613	20.620	1'30.185	<b>253,5</b>	10:34'48.076
8	<b>24.237</b>	<b>20.612</b>	<b>24.308</b>	<b>20.116</b>	<b>1'29.273</b>	252,9	10:36'17.349

### 57 M. COPETTI (1'32.418)

Lap	Seg.1	Seg.2	Seg.3	Seg.4	Lap Time	km/h	Local Time
							10:17'38.809
1	19.850	26.159	27.659	22.326	1'35.994P	214,3	10:19'14.803
2	24.657	22.499	26.363	21.439	1'34.958	220,0	10:20'49.761
3	38.767	33.429	43.731	5'58.028	7'53.955P	117,4	10:28'43.716

19/06/2021

P = Pits In/Out - C = Lap-Time Cancelled

4	18.946	26.387	28.584	21.866	1'35.783P	217,7	10:30'19.499
5	24.363	22.254	26.081	20.656	1'33.354	222,2	10:31'52.853
6	<b>24.088</b>	<b>21.954</b>	<b>25.791</b>	<b>20.585</b>	<b>1'32.418</b>	<b>225,0</b>	10:33'25.271

### 69 T. JACKERMEIER (1'28.257)

Lap	Seg.1	Seg.2	Seg.3	Seg.4	Lap Time	km/h	Local Time
							10:17'30.741
1	20.543	23.799	27.614	22.190	1'34.146P	242,7	10:19'04.887
2	25.260	21.110	25.359	21.034	1'32.763	251,7	10:20'37.650
3	27.248	29.120	38.137	32.260	2'06.765C	153,0	10:22'44.415
4	44.280	33.972	41.346	3'55.063	5'54.661P	147,5	10:28'39.076
5	20.766	22.879	25.400	21.640	1'30.685P	248,3	10:30'09.761
6	24.077	21.160	24.443	20.851	1'30.531	253,5	10:31'40.292
7	23.376	<b>20.473</b>	24.402	20.816	1'29.067	251,2	10:33'09.359
8	<b>23.281</b>	20.700	24.086	20.290	1'28.357	<b>254,1</b>	10:34'37.716
9	23.335	21.273	24.259	20.411	1'29.278	253,5	10:36'06.994
10	23.640	20.597	<b>24.045</b>	<b>19.975</b>	<b>1'28.257</b>	252,9	10:37'35.251

### 96 S. JACKERMEIER (1'46.127)

Lap	Seg.1	Seg.2	Seg.3	Seg.4	Lap Time	km/h	Local Time
							10:18'12.365
1	20.850	26.165	31.017	24.594	1'42.626P	218,6	10:19'54.991
2	30.172	24.856	32.838	17'21.328	18'49.194P	<b>237,9</b>	10:38'44.185
3	23.743	30.287	35.929	26.492	1'56.451P	161,0	10:40'40.636
4	<b>28.688</b>	<b>24.785</b>	<b>29.459</b>	<b>23.195</b>	<b>1'46.127</b>	232,8	10:42'26.763