

Peroni Race Misano 18-19-20 Giugno 2021

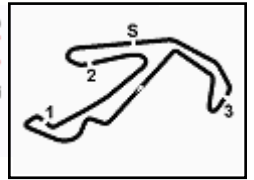
Boss GP - Classifica Prove Libere 2° Turno

Misano Circuit Sic 58 4.226 m

No.	Driver	Nat	Entrant	Team	Car	Class	Time	Gap	Rel.	Laps
1	27 GHOTTO Marco	ITA	Scuderia Palladio	Scuderia Palladio	Dallara Formula 2	FORMU	1'25.061			16
2	32 COLOMBO Simone	ITA	MM International		Dallara Formula 2	FORMU	1'25.131	0.070	0.070	11
3	67 DE LORENZI Gianluca	RSM	GDL Racing	GDL Racing	Lola Auto GP	FORMU	1'25.391	0.330	0.260	9
4	37 MARTUCCI Luca	ITA	MM International		Dallara Formula 2	FORMU	1'26.683	1.622	1.292	13
5	47 STEDING Walter	GER	Scuderia Palladio	Scuderia Palladio	Dallara Formula 2	Formu	1'30.604	5.543	3.921	7
6	96 JACKERMEIER Simon	GER	Top Speed	Team Top Speed	Dallara Formula 2	Formu	1'30.687	5.626	0.083	13
7	40 O'CONNELL Paul	LET	HS Engineering	HS Engineering	Dallara T12	FORMU	1'31.203	6.142	0.516	12
8	66 FIEDLER Andreas	GER	Fiedler Racing		Dallara GP2	FORMU	1'31.713	6.652	0.510	4
9	57 COPETTI Maurizio	ITA	Scuderia Palladio	Scuderia Palladio	Dallara WSN	Super	1'32.841	7.780	1.128	14
10	15 FERSTL Christian	AUT	Top Speed		Dallara Formula 2	FORMU	1'33.922	8.861	1.081	9
11	28 JARACH Bruno	EST	Esti Motorsport		Dallara GP2	FORMU	1'40.445	15.384	6.523	15
12	36 TINE Giulio	ITA	COLACINO Walter		Lola T96 50	SUPER	1'47.781	22.720	7.336	8
13	21 HERNDLHOFER Bernd	AUT	H&A Racing		Dallara GP2	FORMU				0
14	23 GERSTL Ingo	AUT	Top Speed	Team Top Speed	Dallara Formula 2	FORMU				0
15	33 MOOG Ralph	GER	Eventus Motorsport		Dallara WSR	SUPER				0
16	35 MANGINI Armando	ITA	MM International		Lola Formula 3000	SUPER				0
17	69 JACKERMEIER Thomas	GER	Top Speed	Team Top Speed	Dallara Formula 2	Formu				0
18	71 PONZIO Riccardo	ITA	Adriatica Competition	Adriatica Competition	Jaguar F1 - R3	OPEN				0
19	72 DI GIUSEPPE Roberto	ITA	Adriatica Competition	Adriatica Competition	Jaguar F1 - R3	Open				0
20	73 GRAMENZI Marco	ITA	Adriatica Competition	Adriatica Competition	Jaguar F1 - R3	Open				0

Race Director : Massimiliano Ghinassi

	Start	End
18/06/2021	14:09	14:41

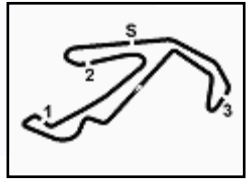


Peroni Race Misano 18-19-20 Giugno 2021

Boss GP - Ideal Time Prove Libere 2° Turno

Misano Circuit Sic 58 4.226 m

No. Driver	Car	Seg. 1	Seg. 2	Seg. 3	Seg. 4	Ideal Time		
		Diff. 1	Diff. 2	Diff. 3	Diff. 4	Best Lap	Pos.	Diff.
1 27 GHIOTTO M. (ITA)	Dallara Formula 2	22.633	19.892 +0.030	23.340 +0.154	18.752 +0.260	1'24.617 1'25.061	1	0.444
2 32 COLOMBO S. (ITA)	Dallara Formula 2	22.524 +0.165	20.074 +0.097	23.489	18.782	1'24.869 1'25.131	2	0.262
3 67 DE LORENZI G. (RSM)	Lola Auto GP	22.425	20.256 +0.086	23.862	18.762	1'25.305 1'25.391	3	0.086
4 37 MARTUCCI L. (ITA)	Dallara Formula 2	23.277 +0.067	20.395	23.535	19.379 +0.030	1'26.586 1'26.683	4	0.097
5 40 O'CONNELL P. (LET)	Dallara T12	23.210 +0.459	20.725	25.295 +0.294	20.355 +0.865	1'29.585 1'31.203	7	1.618
6 47 STEDING W. (GER)	Dallara Formula 2	24.250	21.006	24.951 +0.008	20.273 +0.116	1'30.480 1'30.604	5	0.124
7 96 JACKERMEIER S. (GER)	Dallara Formula 2	24.054	20.793	25.102	20.562 +0.176	1'30.511 1'30.687	6	0.176
8 66 FIEDLER A. (GER)	Dallara GP2	23.817 +0.972	21.686 +0.040	25.100	20.098	1'30.701 1'31.713	8	1.012
9 57 COPETTI M. (ITA)	Dallara WSN	23.887	21.836 +0.293	26.115	20.561 +0.149	1'32.399 1'32.841	9	0.442
10 15 FERSTL C. (AUT)	Dallara Formula 2	24.875	21.608	26.471	20.460 +0.508	1'33.414 1'33.922	10	0.508
11 28 JARACH B. (EST)	Dallara GP2	27.128 +0.124	22.549	28.315 +0.214	22.115	1'40.107 1'40.445	11	0.338
12 36 TINE G. (ITA)	Lola T96 50	27.520	24.843	31.147 +0.102	23.827 +0.342	1'47.337 1'47.781	12	0.444
21 HERNDLHOFFER B. (AUT)	Dallara GP2							
23 GERSTL I. (AUT)	Dallara Formula 2							
33 MOOG R. (GER)	Dallara WSR							
35 MANGINI A. (ITA)	Lola Formula 3000							
69 JACKERMEIER T. (GER)	Dallara Formula 2							
71 PONZIO R. (ITA)	Jaguar F1 - R3							
72 DI GIUSEPPE R. (ITA)	Jaguar F1 - R3							
73 GRAMENZI M. (ITA)	Jaguar F1 - R3							
Overall Ideal Time		22.425	19.892	23.340	18.752	1'24.409		



Peroni Race Misano 18-19-20 Giugno 2021

Boss GP - Velocità Prove Libere 2° Turno

Misano Circuit Sic 58 4.226 m

BEST LAP

1	27	GHIOTTO Marco	Dallara Formula 2	1'25.061
2	32	COLOMBO Simone	Dallara Formula 2	1'25.131
3	67	DE LORENZI Gianluca	Lola Auto GP	1'25.391
4	37	MARTUCCI Luca	Dallara Formula 2	1'26.683
5	47	STEDING Walter	Dallara Formula 2	1'30.604
6	96	JACKERMEIER Simon	Dallara Formula 2	1'30.687
7	40	O'CONNELL Paul	Dallara T12	1'31.203
8	66	FIEDLER Andreas	Dallara GP2	1'31.713
9	57	COPETTI Maurizio	Dallara WSN	1'32.841
10	15	FERSTL Christian	Dallara Formula 2	1'33.922
11	28	JARACH Bruno	Dallara GP2	1'40.445
12	36	TINE Giulio	Lola T96 50	1'47.781
13	21	HERNDLHOFER Bernd	Dallara GP2	
14	23	GERSTL Ingo	Dallara Formula 2	
15	33	MOOG Ralph	Dallara WSR	
16	35	MANGINI Armando	Lola Formula 3000	
17	69	JACKERMEIER Thomas	Dallara Formula 2	
18	71	PONZIO Riccardo	Jaquar F1 - R3	
19	72	DI GIUSEPPE Roberto	Jaquar F1 - R3	
20	73	GRAMENZI Marco	Jaquar F1 - R3	

SPEED

1	96	JACKERMEIER Simon	Dallara Formula 2	254,7
2	15	FERSTL Christian	Dallara Formula 2	254,1
3	32	COLOMBO Simone	Dallara Formula 2	252,3
4	27	GHIOTTO Marco	Dallara Formula 2	251,7
5	37	MARTUCCI Luca	Dallara Formula 2	251,2
6	47	STEDING Walter	Dallara Formula 2	247,7
7	66	FIEDLER Andreas	Dallara GP2	244,3
8	28	JARACH Bruno	Dallara GP2	242,2
9	40	O'CONNELL Paul	Dallara T12	237,4
10	67	DE LORENZI Gianluca	Lola Auto GP	236,8
11	57	COPETTI Maurizio	Dallara WSN	218,6
12	36	TINE Giulio	Lola T96 50	198,2

SEG. 1

1	67	DE LORENZI Gianluca	22.425
2	32	COLOMBO Simone	22.524
3	27	GHIOTTO Marco	22.633
4	40	O'CONNELL Paul	23.210
5	37	MARTUCCI Luca	23.277
6	66	FIEDLER Andreas	23.817
7	57	COPETTI Maurizio	23.887
8	96	JACKERMEIER Simon	24.054
9	47	STEDING Walter	24.250
10	15	FERSTL Christian	24.875
11	28	JARACH Bruno	27.128
12	36	TINE Giulio	27.520

SEG. 2

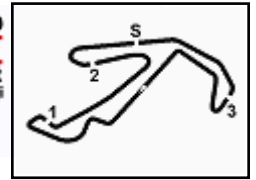
1	27	GHIOTTO Marco	19.892
2	32	COLOMBO Simone	20.074
3	67	DE LORENZI Gianluca	20.256
4	37	MARTUCCI Luca	20.395
5	40	O'CONNELL Paul	20.725
6	96	JACKERMEIER Simon	20.793
7	47	STEDING Walter	21.006
8	15	FERSTL Christian	21.608
9	66	FIEDLER Andreas	21.686
10	57	COPETTI Maurizio	21.836
11	28	JARACH Bruno	22.549
12	36	TINE Giulio	24.843

SEG. 3

1	27	GHIOTTO Marco	23.340
2	32	COLOMBO Simone	23.489
3	37	MARTUCCI Luca	23.535
4	67	DE LORENZI Gianluca	23.862
5	47	STEDING Walter	24.951
6	66	FIEDLER Andreas	25.100
7	96	JACKERMEIER Simon	25.102
8	40	O'CONNELL Paul	25.295
9	57	COPETTI Maurizio	26.115
10	15	FERSTL Christian	26.471
11	28	JARACH Bruno	28.315
12	36	TINE Giulio	31.147

SEG. 4

1	27	GHIOTTO Marco	18.752
2	67	DE LORENZI Gianluca	18.762
3	32	COLOMBO Simone	18.782
4	37	MARTUCCI Luca	19.379
5	66	FIEDLER Andreas	20.098
6	47	STEDING Walter	20.273
7	40	O'CONNELL Paul	20.355
8	15	FERSTL Christian	20.460
9	57	COPETTI Maurizio	20.561
10	96	JACKERMEIER Simon	20.562
11	28	JARACH Bruno	22.115
12	36	TINE Giulio	23.827



Peroni Race Misano 18-19-20 Giugno 2021

Boss GP - Analisi Tempi Prove Libere 2° Turno

Misano Circuit Sic 58 4.226 m

1 / 2

15 C. FERSTL (1'33.922)							
Lap	Seg.1	Seg.2	Seg.3	Seg.4	Lap Time	km/h	Local Time
							14:14'34.917
1	22.574	25.591	30.853	22.868	1'41.886P	246,0	14:16'16.803
2	25.526	22.284	26.824	21.503	1'36.137	252,3	14:17'52.940
3	26.105	22.084	27.866	21.552	1'37.607	251,2	14:19'30.547
4	25.481	22.051	27.285	21.351	1'36.168	252,9	14:21'06.715
5	26.751	22.740	28.699	7'54.299	9'12.489P	212,6	14:30'19.204
6	19.932	23.682	29.484	21.726	1'34.824P	247,7	14:31'54.028
7	25.296	21.721	27.107	20.460	1'34.584	251,7	14:33'28.612
8	25.325	22.329	26.749	20.753	1'35.156	250,6	14:35'03.768
9	24.875	21.608	26.471	20.968	1'33.922	254,1	14:36'37.690

9	22.689	20.171	23.489	18.782	1'25.131	251,7	14:30'00.950
10	29.037	25.213	28.828	19.944	1'43.022	236,3	14:31'43.972
11	22.590	20.074	27.813	20.546	1'31.023	252,3	14:33'14.995

27 M. GHOTTO (1'25.061)							
Lap	Seg.1	Seg.2	Seg.3	Seg.4	Lap Time	km/h	Local Time
							14:12'15.134
1	28.246	32.301	26.728	20.971	1'48.246P	243,2	14:14'03.380
2	24.633	20.922	24.510	19.557	1'29.622	248,8	14:15'33.002
3	25.039	20.643	24.228	19.493	1'29.403	249,4	14:17'02.405
4	23.510	20.293	23.829	19.461	1'27.093	250,0	14:18'29.498
5	23.407	20.036	23.907	19.676	1'27.026	250,6	14:19'56.524
6	23.522	20.121	23.689	19.264	1'26.596	251,2	14:21'23.120
7	23.417	20.193	23.873	19.025	1'26.508	250,0	14:22'49.628
8	24.175	19.892	24.387	19.226	1'27.680	250,6	14:24'17.308
9	23.873	20.148	23.786	19.071	1'26.878	251,2	14:25'44.186
10	26.543	20.482	23.892	19.403	1'30.320	251,2	14:27'14.506
11	23.421	20.122	23.564	19.123	1'26.230	250,6	14:28'40.736
12	23.352	20.254	23.913	3'00.755	4'08.274P	251,2	14:32'49.010
13	23.925	23.225	25.428	21.161	1'33.739P	246,0	14:34'22.749
14	26.372	22.303	25.000	19.342	1'33.017	248,3	14:35'55.766
15	23.084	19.977	23.340	18.752	1'25.153	251,2	14:37'20.919
16	22.633	19.922	23.494	19.012	1'25.061	251,7	14:38'45.980

36 G. TINE (1'47.781)							
Lap	Seg.1	Seg.2	Seg.3	Seg.4	Lap Time	km/h	Local Time
							14:18'45.449
1	32.513	32.783	36.688	27.411	2'09.395P	173,9	14:20'54.844
2	29.128	26.453	32.252	24.563	1'52.396	194,2	14:22'47.240
3	28.052	25.592	31.383	24.473	1'49.500	195,7	14:24'36.740
4	36.066	36.513	44.942	2'14.029	4'11.550P	138,6	14:28'48.290
5	27.319	30.126	33.449	24.797	1'55.691P	184,0	14:30'43.981
6	28.216	25.921	31.147	24.083	1'49.367	198,2	14:32'33.348
7	27.520	24.843	31.249	24.169	1'47.781	194,2	14:34'21.129
8	27.643	24.899	31.863	23.827	1'48.232	188,8	14:36'09.361

37 L. MARTUCCI (1'26.683)							
Lap	Seg.1	Seg.2	Seg.3	Seg.4	Lap Time	km/h	Local Time
							14:17'35.485
1	23.912	27.396	30.618	23.167	1'45.093P	221,3	14:19'20.578
2	26.065	23.403	25.770	21.020	1'36.258	230,8	14:20'56.836
3	25.392	22.806	25.016	20.038	1'33.252	246,6	14:22'30.088
4	23.491	20.700	23.722	19.620	1'27.533	250,6	14:23'57.621
5	23.322	20.594	23.710	19.379	1'27.005	249,4	14:25'24.626
6	23.277	20.521	24.197	19.560	1'27.555	247,7	14:26'52.181
7	28.308	23.874	27.278	21.544	1'41.004	219,5	14:28'33.185
8	23.344	20.395	23.535	19.409	1'26.683	251,2	14:29'59.868
9	23.361	21.702	26.067	20.172	1'31.302	249,4	14:31'31.170
10	26.229	24.957	31.870	25.458	1'48.514	198,5	14:33'19.684
11	23.344	20.956	23.672	3'20.824	4'28.796P	247,7	14:37'48.480
12	21.045	23.718	27.432	21.447	1'33.642P	231,8	14:39'22.122
13	23.721	20.655	23.889	19.642	1'27.907	251,2	14:40'50.029

28 B. JARACH (1'40.445)							
Lap	Seg.1	Seg.2	Seg.3	Seg.4	Lap Time	km/h	Local Time
							14:11'55.696
1	24.369	26.169	32.807	24.609	1'47.954P	230,8	14:13'43.650
2	29.332	23.855	30.627	23.844	1'47.658	237,9	14:15'31.308
3	28.689	23.961	30.658	23.627	1'46.935	237,4	14:17'18.243
4	28.096	23.708	30.740	23.816	1'46.360	237,9	14:19'04.603
5	29.208	23.706	31.075	24.858	1'48.847	239,5	14:20'53.450
6	28.209	23.615	31.083	23.432	1'46.339	241,1	14:22'39.789
7	29.634	23.422	30.129	23.095	1'46.280	238,9	14:24'26.069
8	28.344	23.416	30.287	23.071	1'45.118	237,9	14:26'11.187
9	28.106	23.201	29.427	22.937	1'43.671	238,9	14:27'54.858
10	27.815	23.152	29.414	22.438	1'42.819	237,9	14:29'37.677
11	27.585	22.926	29.313	22.644	1'42.468	240,0	14:31'20.145
12	28.011	22.839	29.016	23.118	1'42.984	239,5	14:33'03.129
13	27.128	22.917	28.315	22.905	1'41.265	242,2	14:34'44.394
14	27.543	22.873	29.195	22.952	1'42.563	240,0	14:36'26.957
15	27.252	22.549	28.529	22.115	1'40.445	239,5	14:38'07.402

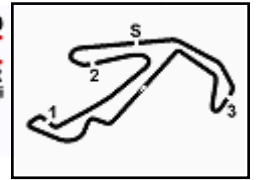
40 P. O'CONNELL (1'31.203)							
Lap	Seg.1	Seg.2	Seg.3	Seg.4	Lap Time	km/h	Local Time
							14:11'15.779
1	19.891	23.852	28.787	21.810	1'34.340P	225,5	14:12'50.119
2	25.080	22.132	27.670	21.100	1'35.982	231,3	14:14'26.101
3	24.365	21.843	26.718	21.024	1'33.950	234,8	14:16'00.051
4	23.959	21.654	26.437	20.666	1'32.716	233,8	14:17'32.767
5	23.884	21.222	26.093	20.767	1'31.966	235,8	14:19'04.733
6	44.097	24.349	26.999	20.894	1'56.339	225,0	14:21'01.072
7	23.694	21.760	29.179	21.304	1'35.937	232,3	14:22'37.009
8	23.700	21.232	25.897	20.465	1'31.294	234,8	14:24'08.303
9	23.815	21.484	25.693	20.355	1'31.347	236,8	14:25'39.650
10	23.543	21.017	25.652	3'10.201	4'20.413P	236,8	14:30'00.063
11	18.600	25.137	26.626	20.494	1'30.857P	228,8	14:31'30.920
12	23.669	20.725	25.589	21.220	1'31.203	237,4	14:33'02.123

32 S. COLOMBO (1'25.131)							
Lap	Seg.1	Seg.2	Seg.3	Seg.4	Lap Time	km/h	Local Time
							14:12'28.638
1	24.903	25.353	27.614	21.573	1'39.443P	232,3	14:14'08.081
2	23.974	20.958	23.964	19.106	1'28.002	251,2	14:15'36.083
3	24.212	21.488	24.164	19.463	1'29.327	251,2	14:17'05.410
4	23.021	20.359	23.918	19.070	1'26.368	249,4	14:18'31.778
5	25.284	23.851	26.367	4'16.029	5'31.531P	247,1	14:24'03.309
6	24.629	25.889	27.202	20.818	1'38.538P	241,6	14:25'41.847
7	23.873	20.590	23.992	19.642	1'28.097	251,2	14:27'09.944
8	22.966	20.303	23.794	18.812	1'25.875	249,4	14:28'35.819

47 W. STEDING (1'30.604)							
Lap	Seg.1	Seg.2	Seg.3	Seg.4	Lap Time	km/h	Local Time
							14:12'27.430
1	25.685	26.828	28.816	22.433	1'43.762P	237,9	14:14'11.192
2	26.248	22.022	26.195	21.171	1'35.636	245,5	14:15'46.828
3	24.276	21.258	25.561	20.912	1'32.007	247,7	14:17'18.835
4	25.330	21.308	25.505	20.505	1'32.648	244,3	14:18'51.483
5	25.385	21.350	24.951	20.606	1'32.292	246,0	14:20'23.775
6	24.250	21.006	24.959	20.389	1'30.604	244,9	14:21'54.379
7	24.513	21.108	25.030	20.273	1'30.924	247,1	14:23'25.303

57 M. COPETTI (1'32.841)							
Lap	Seg.1	Seg.2	Seg.3	Seg.4	Lap Time	km/h	Local Time

18/06/2021 P = Pits In/Out - C = Lap Time Cancelled



Peroni Race Misano 18-19-20 Giugno 2021

Boss GP - Analisi Tempi Prove Libere 2° Turno

Misano Circuit Sic 58 4.226 m

2 / 2

Lap	Seg.1	Seg.2	Seg.3	Seg.4	Lap Time	km/h	Local Time
1	20.248	24.742	28.783	22.278	1'36.051P	207,3	14:11'34.930
2	25.477	23.081	27.658	21.299	1'37.515	213,0	14:14'48.496
3	24.719	22.355	26.992	21.029	1'35.095	216,9	14:16'23.591
4	24.221	22.582	26.434	20.753	1'33.990	213,9	14:17'57.581
5	24.072	22.133	26.496	21.167	1'33.868	218,2	14:19'31.449
6	25.658	23.900	27.002	3'24.320	4'40.880P	217,7	14:24'12.329
7	19.396	23.416	28.086	24.174	1'35.072P	212,2	14:25'47.401
8	25.106	22.096	26.428	20.561	1'34.191	216,4	14:27'21.592
9	24.294	21.836	26.717	21.010	1'33.857	214,3	14:28'55.449
10	25.938	23.255	26.821	20.902	1'36.916	214,3	14:30'32.365
11	24.283	21.920	26.326	20.749	1'33.278	214,7	14:32'05.643
12	23.887	22.129	26.115	20.710	1'32.841	218,6	14:33'38.484
13	25.111	23.759	29.822	3'51.456	5'10.148P	198,5	14:38'48.632
14	19.112	22.733	27.213	20.869	1'29.927P	212,6	14:40'18.559

66 A. FIEDLER (1'31.713)

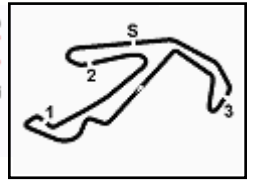
Lap	Seg.1	Seg.2	Seg.3	Seg.4	Lap Time	km/h	Local Time
1	22.440	23.903	26.994	20.987	1'34.324P	229,8	14:14'55.730
2	24.789	21.726	25.100	20.098	1'31.713	243,2	14:18'01.767
3	23.817	22.004	26.178	20.561	1'32.560	244,3	14:19'34.327
4	23.972	21.686	25.856	21.155	1'32.669	243,8	14:21'06.996

67 G. DE LORENZI (1'25.391)

Lap	Seg.1	Seg.2	Seg.3	Seg.4	Lap Time	km/h	Local Time
1	21.055	24.754	27.138	19.434	1'32.381P	222,2	14:14'21.870
2	22.553	20.256	24.010	18.776	1'25.595	236,8	14:17'19.846
3	26.842	22.843	24.460	18.807	1'32.952	234,8	14:18'52.798
4	24.591	21.234	24.993	20.498	1'31.316	236,3	14:20'24.114
5	25.064	29.817	30.084	19.135	1'44.100	179,4	14:22'08.214
6	22.680	20.330	24.327	19.286	1'26.623	233,8	14:23'34.837
7	27.798	25.630	27.962	8'52.995	10'14.385P	225,5	14:33'49.222
8	18.105	21.990	25.288	19.417	1'24.800P	234,8	14:35'14.022
9	22.425	20.342	23.862	18.762	1'25.391	236,8	14:36'39.413

96 S. JACKERMEIER (1'30.687)

Lap	Seg.1	Seg.2	Seg.3	Seg.4	Lap Time	km/h	Local Time
1	29.922	26.402	31.000	23.768	1'51.092P	219,5	14:11'02.661
2	28.052	24.132	28.452	22.812	1'43.448	240,5	14:12'53.753
3	26.154	22.124	27.255	22.114	1'37.647	246,6	14:16'14.848
4	25.203	21.690	26.878	21.547	1'35.318	245,5	14:17'50.166
5	26.013	23.433	27.138	22.040	1'38.624	243,2	14:19'28.790
6	25.065	21.818	26.397	21.693	1'34.973	251,2	14:21'03.763
7	24.986	22.159	26.625	22.439	1'36.209	246,0	14:22'39.972
8	27.609	21.730	25.852	21.171	1'36.362	252,3	14:24'16.334
9	25.752	21.629	26.201	20.993	1'34.575	248,3	14:25'50.909
10	25.146	21.471	25.371	20.857	1'32.845	250,0	14:27'23.754
11	24.419	21.161	25.757	20.562	1'31.899	254,7	14:28'55.653
12	24.575	21.451	25.402	20.671	1'32.099	251,2	14:30'27.752
13	24.054	20.793	25.102	20.738	1'30.687	250,0	14:31'58.439



Peroni Race Misano 18-19-20 Giugno 2021

Boss GP - Classifica Riepilogativa

Misano Circuit Sic 58 4.226 m

No.	Driver	Nat	Entrant	Team	Car	Class	FP 1	FP 2	Time	Gap	Rel.	Laps
1	67 DE LORENZI Gianluca	RSM	GDL Racing	GDL Racing	Lola Auto GP	FORMU	1'24.797	1'25.391	1'24.797			18
2	27 GHIOTTO Marco	ITA	Scuderia Palladio	Scuderia Palladio	Dallara Formula 2	FORMU	1'25.316	1'25.061	1'25.061	0.264	0.264	31
3	32 COLOMBO Simone	ITA	MM International		Dallara Formula 2	FORMU	1'25.681	1'25.131	1'25.131	0.334	0.070	25
4	37 MARTUCCI Luca	ITA	MM International		Dallara Formula 2	FORMU	1'26.419	1'26.683	1'26.419	1.622	1.288	26
5	66 FIEDLER Andreas	GER	Fiedler Racing		Dallara GP2	FORMU	1'28.638	1'31.713	1'28.638	3.841	2.219	13
6	47 STEDING Walter	GER	Scuderia Palladio	Scuderia Palladio	Dallara Formula 2	Formu	1'31.692	1'30.604	1'30.604	5.807	1.966	19
7	96 JACKERMEIER Simon	GER	Top Speed	Team Top Speed	Dallara Formula 2	Formu	1'38.578	1'30.687	1'30.687	5.890	0.083	25
8	40 O'CONNELL Paul	LET	HS Engineering	HS Engineering	Dallara T12	FORMU		1'31.203	1'31.203	6.406	0.516	14
9	57 COPETTI Maurizio	ITA	Scuderia Palladio	Scuderia Palladio	Dallara WSN	Super	1'33.647	1'32.841	1'32.841	8.044	1.638	28
10	15 FERSTL Christian	AUT	Top Speed		Dallara Formula 2	FORMU	1'38.631	1'33.922	1'33.922	9.125	1.081	15
11	69 JACKERMEIER Thomas	GER	Top Speed	Team Top Speed	Dallara Formula 2	Formu	1'34.962		1'34.962	10.165	1.040	10
12	28 JARACH Bruno	EST	Esti Motorsport		Dallara GP2	FORMU	1'40.701	1'40.445	1'40.445	15.648	5.483	27
13	36 TINE Giulio	ITA	COLACINO Walter		Lola T96 50	SUPER	1'48.295	1'47.781	1'47.781	22.984	7.336	20
14	71 PONZIO Riccardo	ITA	Adriatica Competition	Adriatica Competition	Jaguar F1 - R3	OPEN						0
15	35 MANGINI Armando	ITA	MM International		Lola Formula 3000	SUPER						0
16	33 MOOG Ralph	GER	Eventus Motorsport		Dallara WSR	SUPER						0
17	23 GERSTL Ingo	AUT	Top Speed	Team Top Speed	Dallara Formula 2	FORMU						0
18	21 HERNDLHOFER Bernd	AUT	H&A Racing		Dallara GP2	FORMU						0
19	72 DI GIUSEPPE Roberto	ITA	Adriatica Competition	Adriatica Competition	Jaguar F1 - R3	Open						0
20	73 GRAMENZI Marco	ITA	Adriatica Competition	Adriatica Competition	Jaguar F1 - R3	Open						0

Race Director : Massimiliano Ghinassi

18/06/2021