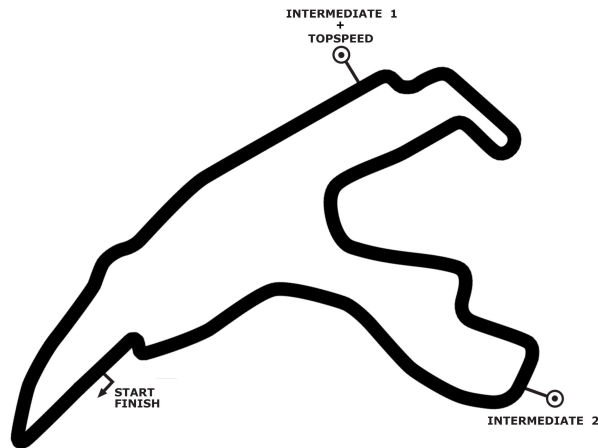




DTM Spa

race 2



Circuit de Spa-Francorchamps 7004 m

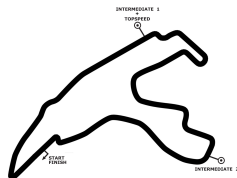
01. & 02.08.2020

DTM Spa

Circuit de Spa-Francorchamps, length 7004 m

01. & 02.08.2020

BOSS GP



Result race 2, 02.08.2020

-Reg.No.: C-S-DTMS-001

started : 9

classified : 8

not classified : 1

Pos	No.	Cl.	R	Entrant Driver, Place	Car Sponsor	Lap	Time total	Interval GAP	Avg. Total	fastest Avg.	at Lap	Pts Pts Cl
1	1	O		Team Top Speed / BA170 Ingo Gerstl / AUT / JA1525	Toro Rosso F1-STR1	12	25:45.230		195.811	2:03.387 204.352	5	
2	71	O		Adriatica Competition / 459892 Riccardo Ponzio / ITA / 365050	Jaguar F1-R3	12	25:45.575	0.345 0.345	195.767	2:04.548 202.447	4	
3	27	F		Scuderia Palladio / 200386 Marco Ghiotto / ITA / 353880	Dallara GP2	12	25:46.194	0.964 0.619	195.689	2:05.624 200.713	5	
4	30	F		/ Roman Hoffmann / AUT / JA2558	Dallara GP2	12	25:47.640	2.410 1.446	195.506	2:06.802 198.849	5	
5	29	F		Team Top Speed / BA170 Marc Faggionato / MON / 70 ACM	Dallara GP2	12	26:33.149	47.919 45.509	189.921	2:06.652 199.084	4	
6	47	F		Scuderia Palladio / 200386 Walter Steding / AUT / JA1702	Dallara GP2	12	28:48.063	3:02.833 2:14.914	175.094	2:14.134 187.979	9	
7	31	F		/ Michael Aberer / AUT / JA1950	Dallara WSR3.5	11	26:44.674	1 Runde 1 Runde	172.844	2:21.501 178.192	8	
8	37	F		/ Luca Martucci / ITA / 343819	Dallara GP2	10	21:51.504	2 Runden 1 Runde	192.256	2:09.955 194.024	5	
NOT CLASSIFIED												
66	F			/ Andreas Fiedler / DEU / IB 1121791	Dallara GP2	2	4:46.715	10 Runden	175.885	2:25.691 173.068	2	


fastest lap: 1 Gerstl Ingo 2:03.387 =204.352 km/h

Subject to final scrutineering !

Issued:

Clerk of the Course:

Timekeeper:

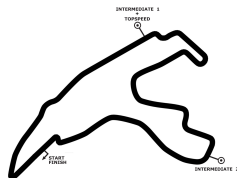


DTM Spa

Circuit de Spa-Francorchamps, length 7004 m

01. & 02.08.2020

BOSS GP



Result Class race 2

-Reg.No.: C-S-DTMS-001

POS	No	Cl.	Driver, Place	Entrant Sponsor	Laps	Time	Gap	Int	Avg Total	Best Avg
-----	----	-----	---------------	-----------------	------	------	-----	-----	-----------	----------

Formula

Started: 7

Classified: 6

Not Classified: 1

1	27	F	Marco Ghiotto	Scuderia Palladio	12	25:46.194			195.689	2:05.624	5
2	30	F	Roman Hoffmann		12	25:47.640	1.446		195.506	2:06.802	5
3	29	F	Marc Faggionato	Team Top Speed	12	26:33.149	46.955		189.921	2:06.652	4
4	47	F	Walter Steding	Scuderia Palladio	12	28:48.063	3:01.869		175.094	2:14.134	9
5	31	F	Michael Aberer		11	26:44.674	1 Rd.		172.844	2:21.501	8
6	37	F	Luca Martucci		10	21:51.504	2 Rd.		192.256	2:09.955	5

NOT CLASSIFIED

66	F	Andreas Fiedler		2	4:46.715	10 Rd.			175.885	2:25.691	2
----	---	-----------------	--	---	----------	--------	--	--	---------	----------	---

subject to final scrutineering

Open

Started: 2

Classified: 2

Not Classified: 0

1	1	O	Ingo Gerstl	Team Top Speed	12	25:45.230			195.811	2:03.387	5
2	71	O	Riccardo Ponzio	Adriatica Competition	12	25:45.575	0.345		195.767	2:04.548	4


Fastest Lapttime: 1 Gerstl Ingo 2:03.387 = 204.352 km/h

subject to final scrutineering

Issued:

- Clerk of the Course:

- Timekeeper:

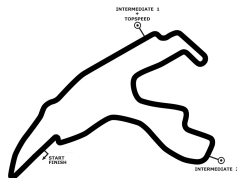


DTM Spa

Circuit de Spa-Francorchamps, length 7004 m

01. & 02.08.2020

BOSS GP



Lap by Lap race 2, 02.08.2020

-Reg.No.: C-S-DTMS-001

1 Ingo Gerstl , Toro Rosso F1-STR1 Open / AUT															
1	2:08.651	2	2:06.903	3	2:07.957	4	2:04.115	5	2:03.387	6	2:05.294	7	2:05.481	8	2:07.487
9	2:05.484	10	2:06.568	11	2:07.361	12	2:36.542								

27 Marco Ghiotto , Dallara GP2 Formula / ITA															
1	2:09.727	2	2:06.603	3	2:06.638	4	2:07.414	5	2:05.624	6	2:06.418	7	2:07.199	8	2:07.357
9	2:07.636	10	2:07.537	11	2:06.928	12	2:27.113								

29 Marc Faggionato , Dallara GP2 Formula / MON															
1	2:25.679	2	2:13.647	3	2:07.561	4	2:06.652	5	2:06.681	6	2:09.756	7	2:10.763	8	2:10.261
9	2:10.593	10	2:10.246	11	2:15.915	12	2:25.395								

30 Roman Hoffmann , Dallara GP2 Formula / AUT															
1	2:11.103	2	2:07.573	3	2:07.233	4	2:07.010	5	2:06.802	6	2:07.994	7	2:07.919	8	2:06.921
9	2:07.665	10	2:08.308	11	2:08.681	12	2:20.431								

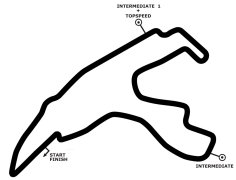
31 Michael Aberer , Dallara WSR3.5 Formula / AUT															
1	2:33.173	2	2:25.961	3	2:25.308	4	2:24.995	5	2:24.432	6	2:22.449	7	2:23.323	8	2:21.501
9	2:22.281	10	2:27.783	11	2:33.468										

37 Luca Martucci , Dallara GP2 Formula / ITA															
1	2:16.734	2	2:10.980	3	2:11.144	4	2:10.015	5	2:09.955	6	2:10.738	7	2:10.733	8	2:10.145
9	2:10.824	10	2:10.236												

47 Walter Steding , Dallara GP2 Formula / AUT															
1	2:23.312	2	2:20.768	3	2:17.597	4	2:15.886	5	2:18.055	6	2:17.347	7	2:16.579	8	2:15.862
9	2:14.134	10	2:14.588	11	2:33.748	12	3:20.187								

66 Andreas Fiedler , Dallara GP2 Formula / DEU															
1	2:21.024	2	2:25.691												

71 Riccardo Ponzio , Jaguar F1-R3 Open / ITA															
1	2:09.134	2	2:06.571	3	2:04.847	4	2:04.548	5	2:04.941	6	2:05.342	7	2:05.764	8	2:07.847
9	2:06.254	10	2:05.484	11	2:07.255	12	2:37.588								



Lap Analysis race 2, 02.08.2020

1 Ingo Gerstl , Toro Rosso F1-STR1 Open / AUT									theoretical besttime: 2:02.977								
Lap	Time	S1	V1	S2	V2	S3	V3	Vmax	Lap	Time	S1	V1	S2	V2	S3	V3	Vmax
1	2:08.651	37.183	279	58.330	177	33.138	209	279	7	2:05.481	34.880	299	56.744	191	33.857	216	299
2	2:06.903	35.975	295	57.729	181	33.199	184	295	8	2:07.487	35.410	281	58.557	195	33.520	217	281
3	2:07.957	38.627	297	56.905	193	32.425	216	297	9	2:05.484	36.282	299	56.566	201	32.636	210	299
4	2:04.115	35.600	302	56.366	186	32.149	209	302	10	2:06.568	36.838	225	57.137	207	32.593	208	225
5	2:03.387	34.944	260	56.712	201	31.731	213	260	11	2:07.361	35.793	285	56.794	201	34.774	200	285
6	2:05.294	36.005	255	56.720	201	32.569	214	255	12	2:36.542	35.399	302	1:09.829	131	51.314	115	302

27 Marco Ghiotto , Dallara GP2 Formula / ITA									theoretical besttime: 2:05.519								
Lap	Time	S1	V1	S2	V2	S3	V3	Vmax	Lap	Time	S1	V1	S2	V2	S3	V3	Vmax
1	2:09.727	38.782	284	58.217	191	32.728	190	284	7	2:07.199	35.857	290	58.591	185	32.751	190	290
2	2:06.603	36.151	291	57.837	190	32.615	189	291	8	2:07.357	36.018	290	58.716	190	32.623	189	290
3	2:06.638	36.212	291	58.128	188	32.298	189	291	9	2:07.636	35.983	289	58.742	189	32.911	188	289
4	2:07.414	36.202	288	58.845	188	32.367	190	288	10	2:07.537	35.940	288	58.778	189	32.819	189	288
5	2:05.624	35.811	291	57.664	190	32.149	189	291	11	2:06.928	35.706	289	58.821	191	32.401	190	289
6	2:06.418	35.868	290	58.006	191	32.544	191	290	12	2:27.113	35.816	289	1:02.232	185	49.065	127	289

29 Marc Faggionato , Dallara GP2 Formula / MON									theoretical besttime: 2:05.877								
Lap	Time	S1	V1	S2	V2	S3	V3	Vmax	Lap	Time	S1	V1	S2	V2	S3	V3	Vmax
1	2:25.679	41.064	273	1:00.872	184	43.743	178	273	7	2:10.763	36.120	276	1:01.963	183	32.680	192	276
2	2:13.647	37.238	264	1:02.388	181	34.021	185	264	8	2:10.261	35.724	288	1:01.419	186	33.118	190	288
3	2:07.561	36.339	290	58.422	186	32.800	189	290	9	2:10.593	35.731	284	1:02.018	183	32.844	192	284
4	2:06.652	36.499	266	57.865	191	32.288	192	266	10	2:10.246	36.280	274	1:01.318	181	32.648	195	274
5	2:06.681	35.901	284	58.454	186	32.326	193	284	11	2:15.915	36.663	285	1:03.257	166	35.995	173	285
6	2:09.756	35.896	260	1:00.974	181	32.886	194	260	12	2:25.395	42.713	231	1:05.833	162	36.849	163	231

30 Roman Hoffmann , Dallara GP2 Formula / AUT									theoretical besttime: 2:06.483								
Lap	Time	S1	V1	S2	V2	S3	V3	Vmax	Lap	Time	S1	V1	S2	V2	S3	V3	Vmax
1	2:11.103	39.577	282	58.872	187	32.654	192	282	7	2:07.919	36.424	287	58.762	184	32.733	192	287
2	2:07.573	36.754	287	58.177	188	32.642	191	287	8	2:06.921	36.180	288	58.434	189	32.307	193	288
3	2:07.233	36.481	291	58.280	185	32.472	194	291	9	2:07.665	36.383	288	58.717	183	32.565	192	288
4	2:07.010	36.340	289	58.267	188	32.403	193	289	10	2:08.308	36.541	287	59.439	188	32.328	191	287
5	2:06.802	35.999	289	58.490	184	32.313	193	289	11	2:08.681	36.678	286	59.243	184	32.760	190	286
6	2:07.994	36.213	288	58.964	183	32.817	189	288	12	2:20.431	36.558	286	1:03.563	181	40.310	143	286

31 Michael Aberer , Dallara WSR3.5 Formula / AUT									theoretical besttime: 2:20.702								
Lap	Time	S1	V1	S2	V2	S3	V3	Vmax	Lap	Time	S1	V1	S2	V2	S3	V3	Vmax
1	2:33.173	47.963	224	1:07.810	167	37.400	173	224	7	2:23.323	40.998	210	1:06.090	170	36.235	177	210
2	2:25.961	41.459	234	1:07.226	162	37.276	173	234	8	2:21.501	40.011	238	1:04.451	168	37.034	153	238
3	2:25.308	40.742	246	1:07.052	168	37.514	172	246	9	2:22.281	40.996	256	1:05.021	173	36.264	173	256
4	2:24.995	41.191	244	1:06.892	160	36.912	173	244	10	2:27.783	40.640	255	1:09.747	151	37.396	161	255
5	2:24.432	41.035	251	1:06.371	170	37.026	173	251	11	2:33.468	44.609	215	1:10.290	166	38.569	133	215
6	2:22.449	40.608	237	1:05.568	165	36.273	175	237									

37 Luca Martucci , Dallara GP2 Formula / ITA									theoretical besttime: 2:09.378								
Lap	Time	S1	V1	S2	V2	S3	V3	Vmax	Lap	Time	S1	V1	S2	V2	S3	V3	Vmax
1	2:16.734	40.695	291	1:00.941	177	35.098	189	291	6	2:10.738	36.931	295	1:01.095	182	32.712	193	295
2	2:10.980	36.757	294	1:00.998	179	33.225	192	294	7	2:10.733	36.249	295	1:01.745	181	32.739	192	295
3	2:11.144	37.111	294	1:01.192	183	32.841	193	294	8	2:10.145	36.043	297	1:01.238	183	32.864	193	297
4	2:10.015	36.680	295	1:00.821	185	32.507	195	295	9	2:10.824	36.292	292	1:01.592	183	32.940	191	292
5	2:09.955	36.237	296	1:00.829	179	32.889	192	296	10	2:10.236	36.347	297	1:01.222	181	32.667	194	297

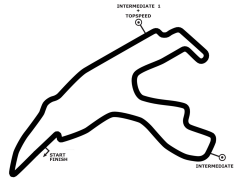
47 Walter Steding , Dallara GP2 Formula / AUT									theoretical besttime: 2:14.134								
Lap	Time	S1	V1	S2	V2	S3	V3	Vmax	Lap	Time	S1	V1	S2	V2	S3	V3	Vmax
1	2:23.312	43.073	270	1:04.961	172	35.278	188	270	7	2:16.579	38.839	277	1:03.547	171	34.193	190	277
2	2:20.768	39.087	274	1:05.071	167	36.610	185	274	8	2:15.862	38.471	277	1:03.408	176	33.983	190	277
3	2:17.597	39.056	270	1:03.995	175	34.546	189	270	9	2:14.134	38.024	277	1:02.251	175	33.857	190	277
4	2:15.886	38.614	279	1:03.191	173	34.081	191	279	10	2:14.588	38.374	276	1:02.272	181	33.942	188	276
5	2:18.055	38.489	279	1:03.443	176	36.123	186	279	11	2:33.748	38.663	275	1:09.867	167	45.218	136	275
6	2:17.347	38.373	278	1:04.390	165	34.584	191	278	12	3:20.187	50.744	169	1:31.848	118	57.595	100	169

DTM Spa

Circuit de Spa-Francorchamps, length 7004 m

01. & 02.08.2020

BOSS GP



Lap Analysis race 2, 02.08.2020

-Reg.No.: C-S-DTMS-001

66 Andreas Fiedler , Dallara GP2 Formula / DEU

theoretical besttime: 2:18.263

Lap	Time	S1	V1	S2	V2	S3	V3	Vmax	Lap	Time	S1	V1	S2	V2	S3	V3	Vmax
1	2:21.024	42.050	255	1:03.76	168	35.205	187	255	2	2:25.691	39.289	272	1:04.157	148	42.245	180	272

71 Riccardo Ponzio , Jaguar F1-R3 Open / ITA

theoretical besttime: 2:04.082

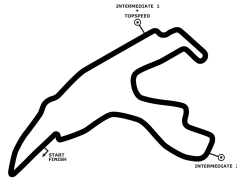
Lap	Time	S1	V1	S2	V2	S3	V3	Vmax	Lap	Time	S1	V1	S2	V2	S3	V3	Vmax
1	2:09.134	38.497	271	57.268	186	33.369	192	271	7	2:05.764	36.063	269	57.040	191	32.661	192	269
2	2:06.571	36.226	270	57.310	192	33.035	189	270	8	2:07.847	37.042	228	57.990	195	32.815	190	228
3	2:04.847	36.127	270	55.936	195	32.784	191	270	9	2:06.254	36.777	268	57.103	192	32.374	193	268
4	2:04.548	36.251	270	55.645	197	32.652	193	270	10	2:05.484	36.364	268	56.443	194	32.677	191	268
5	2:04.941	36.271	270	56.048	196	32.622	193	270	11	2:07.255	37.174	269	56.676	194	33.405	192	269
6	2:05.342	36.379	270	56.315	196	32.648	194	270	12	2:37.588	36.395	269	1:10.572	142	50.621	118	269

DTM Spa

Circuit de Spa-Francorchamps, length 7004 m

01. & 02.08.2020

BOSS GP



Best Sector Times race 2

-Reg.No.: C-S-DTMS-001

Pos.	sector 1			sector 2			sector 3			theoretical and best lap time				
	No	Driver	Time	No	Driver	Time	No	Driver	Time	No	Driver	theoretical	Best	Pos
1	1	Gerstl I.	34.880	71	Ponzio R.	55.645	1	Gerstl I.	31.731	1	Gerstl I.	2:02.977	2:03.387	
2	27	Ghiotto M.	35.706	1	Gerstl I.	56.366	27	Ghiotto M.	32.149	71	Ponzio R.	2:04.082	2:04.548	
3	29	Faggionato M.	35.724	27	Ghiotto M.	57.664	29	Faggionato M.	32.288	27	Ghiotto M.	2:05.519	2:05.624	
4	30	Hoffmann R.	35.999	29	Faggionato M.	57.865	30	Hoffmann R.	32.307	29	Faggionato M.	2:05.877	2:06.652	
5	37	Martucci L.	36.043	30	Hoffmann R.	58.177	71	Ponzio R.	32.374	30	Hoffmann R.	2:06.483	2:06.802	
6	71	Ponzio R.	36.063	37	Martucci L.	1:00.828	37	Martucci L.	32.507	37	Martucci L.	2:09.378	2:09.955	
7	47	Steding W.	38.024	47	Steding W.	1:02.253	47	Steding W.	33.857	47	Steding W.	2:14.134	2:14.134	
8	66	Fiedler A.	39.289	66	Fiedler A.	1:03.769	66	Fiedler A.	35.205	66	Fiedler A.	2:18.263	2:25.691	
9	31	Aberer M.	40.011	31	Aberer M.	1:04.456	31	Aberer M.	36.235	31	Aberer M.	2:20.702	2:21.501	

Lapchart: BOSS GP race 2

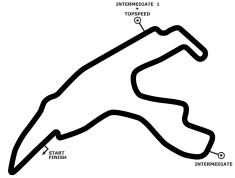
POS	1	2	3	4	5	6	7	8	9	10
LAP 1	1	71	27	30	37	66	47	29	31	
LAP 2	1	71	27	30	37	29	47	66	31	
LAP 3	71	27	1	30	37	29	47	31		
LAP 4	71	1	27	30	37	29	47	31		
LAP 5	71	1	27	30	37	29	47	31		
LAP 6	71	1	27	30	37	29	47	31		
LAP 7	71	1	27	30	37	29	47	31		
LAP 8	71	1	27	30	37	29	47	31		
LAP 9	1	71	27	30	37	29	47	31		
LAP 10	71	1	27	30	37	29	47	31		
LAP 11	71	1	27	30	29	47	31			
LAP 12	1	71	27	30	29	47				

DTM Spa

Circuit de Spa-Francorchamps, length 7004 m

01. & 02.08.2020

BOSS GP



Topspeed race 2, 02.08.2020

-Reg.No.: C-S-DTMS-001

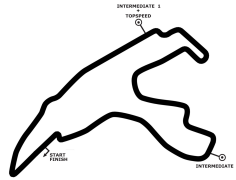
Car No.	Driver	Make	Speed km/h
1	Ingo Gerstl	Toro Rosso F1-STR1	302
37	Luca Martucci	Dallara GP2	297
27	Marco Ghiotto	Dallara GP2	291
30	Roman Hoffmann	Dallara GP2	291
29	Marc Faggionato	Dallara GP2	290
47	Walter Steding	Dallara GP2	279
66	Andreas Fiedler	Dallara GP2	272
71	Riccardo Ponzio	Jaguar F1-R3	271
31	Michael Aberer	Dallara WSR3.5	256

DTM Spa

Circuit de Spa-Francorchamps, length 7004 m

01. & 02.08.2020


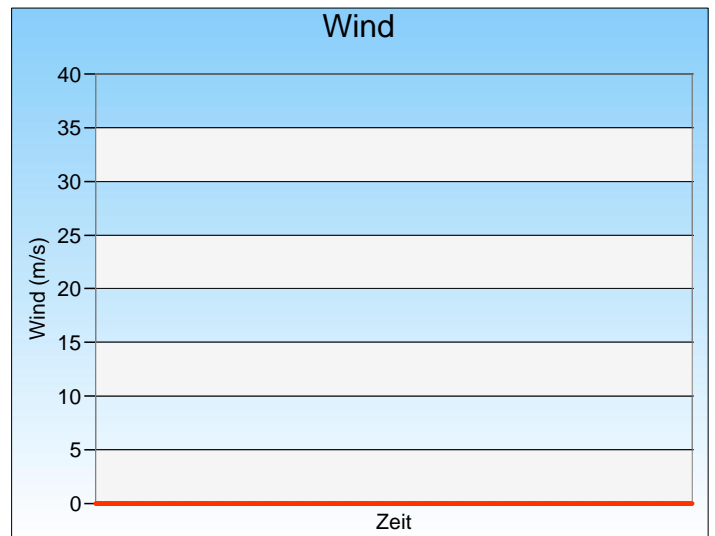
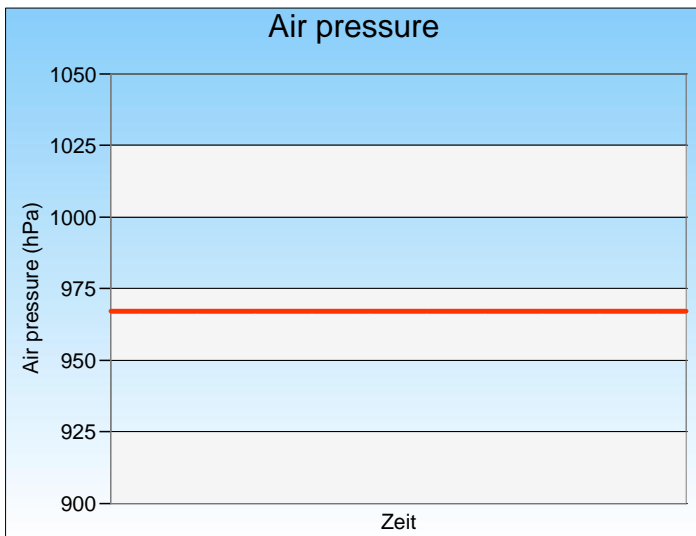
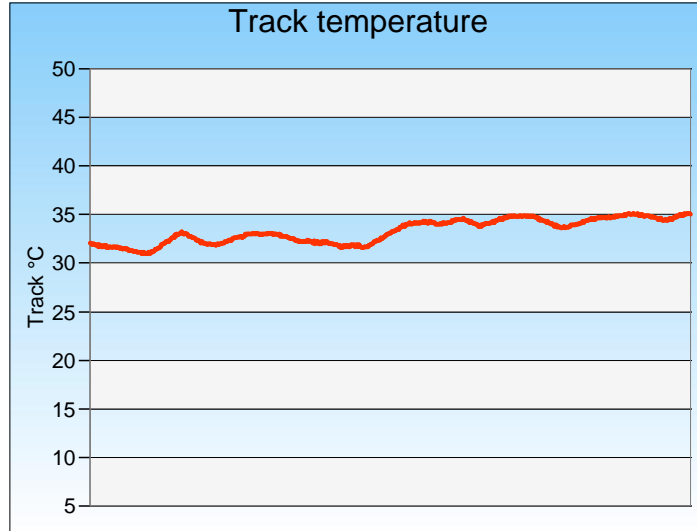
BOSS GP



Weather race 2

-Reg.No.: C-S-DTMS-001

02.08.2020, 16:05:00 - 16:30:00



Weather:



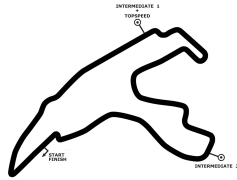
DTM Spa

Circuit de Spa-Francorchamps, length 7004 m

01. & 02.08.2020

BOSS GP

Starting grid race 2



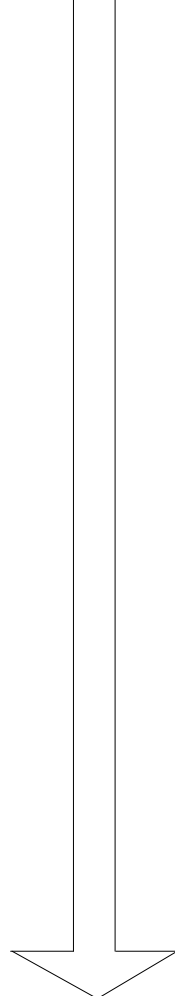
-Reg.No.: C-S-DTMS-001

31	Aberer, Michael Dallara WSR3.5	2:26.018
47	Steding, Walter Dallara GP2	2:14.484
30	Hoffmann, Roman Dallara GP2	2:07.748
27	Ghiotto, Marco Dallara GP2	2:04.284
1	Gerstl, Ingo Toro Rosso F1-STR1	1:55.836

Pole Position

5
4
3
2
1

7	Ehninger, Ulf Benetton F1-B197	0.000
66	Fiedler, Andreas Dallara GP2	2:16.541
37	Martucci, Luca Dallara GP2	2:08.488
71	Ponzio, Riccardo Jaguar F1-R3	2:05.675
29	Faggionato, Marc Dallara GP2	2:03.888



Subject to final scrutineering !

Thomas Ferrero

Felix Holter

Ronald Barbière

