

Boss GP

Gruppo Peroni Race 11-12.07.2020

Race 2 (25')

Provisional Classification

No	Driver	Nat	Team	Car	Cl.	Laps	Total Time	Gap	Kph	Best Lap		
										Lap	Time	Kph
1	1 Ingo GERSTL	AUT	Team Top Speed	TORO ROSSO F1 - STR1	Open	17	26:14.941	-	190.2	5	1:30.222	195.9
2	19 Christopher HÖHER	AUT	Team Top Speed	DALLARA GP2	Formula	17	26:16.904	+1.963	190.0	4	1:31.504	193.1
3	27 Marco GHIOTTO	ITA	Scuderia Palladio	DALLARA GP2	Formula	17	26:54.960	+40.019	185.5	5	1:32.436	191.2
4	69 Salvatore DE PLANO	ITA		LOLA B05/52	Formula	17	27:38.353	+1:23.412	180.6	5	1:35.706	184.7
5	30 Roman HOFFMANN	AUT		DALLARA GP2	Formula	17	27:38.668	+1:23.727	180.6	9	1:34.716	186.6
6	37 Luca MARTUCCI	ITA		DALLARA GP2	Formula	17	27:51.587	+1:36.646	179.2	7	1:32.823	190.4
7	7 Ulf EHNINGER	DEU		BENETTON F1 - B197	Open	17	28:41.120	+2:26.179	174.1	11	1:36.715	182.7
8	16 Nicolas MATILE	MCO		LOLA AUTO GP	Formula	16	26:41.320	1 Lap	176.0	10	1:37.555	181.2
9	31 Michael ABERER	AUT		DALLARA WSR3.5	Formula	16	27:49.137	1 Lap	168.9	15	1:41.918	173.4
10	28 Bruno JARACH	EST		DALLARA GP2	Formula	14	26:42.996	3 Laps	153.8	14	1:52.213	157.5
11	47 Walter STEDING	DEU	Scuderia Palladio	DALLARA GP2	Formula	13	21:18.645	4 Laps	179.0	13	1:36.505	183.1
Not classified												
15	Christian FERSTL	AUT	Team Top Speed	DALLARA GP2	Formula	6	26:16.639			5	1:42.883	171.8
29	Marc FAGGIONATO	MCO		DALLARA GP2	Formula	4	6:23.630			4	1:34.105	187.8
Not Started												
36	Roberto VANNI	ITA		LOLA T96/50	Formula							

Pole Position:	Ingo GERSTL	1:26.195	205.0 Kph
Fastest Lap:	Lap5 Ingo GERSTL	1:30.222	195.9 Kph

CAR #37 TIME PENALTY OF 20 SECONDS DUE TO STEWARDS DECISION NR. 31

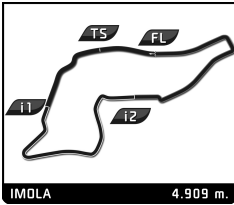
Published at:

Track Status: **DRY**

Race Director:
Massimiliano Ghinassi

Timekeeper:
Rapi Andrea





Boss GP

Gruppo Peroni Race 11-12.07.2020

Race 2

Provisional Classification by Class

No	Driver	Nat	Team	Car	Laps	Total Time	Gap	Kph	Best Lap			
									Lap	Time	Kph	
Formula												
1	19 Christopher HÖHER	AUT	Team Top Speed	DALLARA GP2	17	26:16.904		190.0	4	1:31.504	193.1	
2	27 Marco GHIOTTO	ITA	Scuderia Palladio	DALLARA GP2	17	26:54.960	+38.056	185.5	5	1:32.436	191.2	
3	69 Salvatore DE PLANO	ITA		LOLA B05/52	17	27:38.353	+1'21.449	180.6	5	1:35.706	184.7	
4	30 Roman HOFFMANN	AUT		DALLARA GP2	17	27:38.668	+1'21.764	180.6	9	1:34.716	186.6	
5	37 Luca MARTUCCI	ITA		DALLARA GP2	17	27:51.587	+1'34.683	179.2	7	1:32.823	190.4	
6	16 Nicolas MATILE	MCO		LOLA AUTO GP	16	26:41.320	1 Lap	176.0	10	1:37.555	181.2	
7	31 Michael ABERER	AUT		DALLARA WSR3.5	16	27:49.137	1 Lap	168.9	15	1:41.918	173.4	
8	28 Bruno JARACH	EST		DALLARA GP2	14	26:42.996	3 Laps	153.8	14	1:52.213	157.5	
9	47 Walter STEDING	DEU	Scuderia Palladio	DALLARA GP2	13	21:18.645	4 Laps	179.0	13	1:36.505	183.1	
Not classified												
15	Christian FERSTL	AUT	Team Top Speed	DALLARA GP2	6	26:16.639	11 Laps		5	1:42.883	171.8	
29	Marc FAGGIONATO	MCO		DALLARA GP2	4	6:23.630	13 Laps		4	1:34.105	187.8	
Not Started												
36	Roberto VANNI	ITA		LOLA T96/50					17 Laps			
Open												
1	1 Ingo GERSTL	AUT	Team Top Speed	TORO ROSSO F1 - STR1	17	26:14.941		190.2	5	1:30.222	195.9	
2	7 Ulf EHNINGER	DEU		BENETTON F1 - B197	17	28:41.120	+2'26.179	174.1	11	1:36.715	182.7	

CAR #37 TIME PENALTY OF 20 SECONDS DUE TO STEWARDS DECISION NR. 31

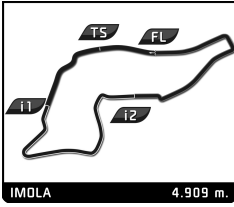
Published at:

Track Status: **DRY**

Race Director:
Massimiliano Ghinassi

Timekeeper:
Rapi Andrea

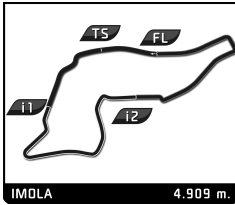




Boss GP
Gruppo Peroni Race 11-12.07.2020
Race 2

Lap Chart

No	Pos	Grid	Lap															
			1	2	3	4	5	6	7	8	9	10	11	12	13	14	15	16
1	1	1	1	1	1	1	1	1	1	1	1	1	1	1	1	1	1	1
37	2	37	19	19	19	19	19	19	19	19	19	19	19	19	19	19	19	19
19	3	19	37	27	27	27	27	27	27	27	27	27	27	27	27	27	27	27
27	4	27	27	37	37	37	69	69	69	69	69	69	69	69	69	69	37	37
29	5	29	29	29	29	29	30	30	30	30	30	30	30	30	30	30	37	69
69	6	69	69	69	69	69	37	7	7	7	7	37	37	37	37	30	30	30
47	7	47	30	30	30	30	7	47	47	47	37	7	7	7	7	7	7	7
7	8	7	7	7	7	7	47	37	37	37	47	47	47	47	16	16	16	16
16	9	16	16	16	16	16	16	16	16	16	16	16	16	16	16	31	31	31
30	10	30	31	47	47	47	31	31	31	31	31	31	31	31	31	28		
15	11	15	47	31	31	31	28	28	28	28	28	28	28	28	28			
31	12	31	28	28	28	28	15	15										
28	13	28	15	15														
36	14	36																



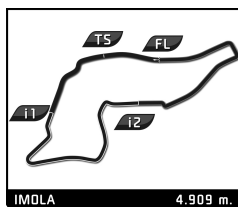
Boss GP

Gruppo Peroni Race 11-12.07.2020

Race 2

Best Sector Times

Sector 1			Sector 2			Sector 3			Ideal Lap	Best Lap
Pos	No Driver	Time	No Driver	Time	No Driver	Time	Pos	No Driver		
1	1 I.GERSTL	18.894	1 I.GERSTL	28.805	1 I.GERSTL	41.731	1	1 I.GERSTL	1:29.430	1:30.222 (1)
2	19 C.HÖHER	19.397	19 C.HÖHER	29.686	19 C.HÖHER	42.366	2	19 C.HÖHER	1:31.449	1:31.504 (2)
3	27 M.GHIOTTO	19.468	37 L.MARTUCCI	30.034	27 M.GHIOTTO	42.734	3	27 M.GHIOTTO	1:32.292	1:32.436 (3)
4	37 L.MARTUCCI	19.582	27 M.GHIOTTO	30.090	37 L.MARTUCCI	42.899	4	37 L.MARTUCCI	1:32.515	1:32.823 (4)
5	30 R.HOFFMANN	20.226	29 M.FAGGIONATO	30.377	30 R.HOFFMANN	43.087	5	29 M.FAGGIONATO	1:33.930	1:34.105 (5)
6	47 W.STEDING	20.264	30 R.HOFFMANN	30.808	29 M.FAGGIONATO	43.225	6	30 R.HOFFMANN	1:34.121	1:34.716 (6)
7	29 M.FAGGIONATO	20.328	69 S.DE PLANO	31.151	69 S.DE PLANO	43.968	7	69 S.DE PLANO	1:35.447	1:35.706 (7)
8	69 S.DE PLANO	20.328	7 U.EHNINGER	31.205	7 U.EHNINGER	44.029	8	7 U.EHNINGER	1:35.902	1:36.715 (9)
9	16 N.MATILE	20.662	47 W.STEDING	31.279	47 W.STEDING	44.373	9	47 W.STEDING	1:35.916	1:36.505 (8)
10	7 U.EHNINGER	20.668	16 N.MATILE	31.544	16 N.MATILE	45.213	10	16 N.MATILE	1:37.419	1:37.555 (10)
11	31 M.ABERER	21.707	31 M.ABERER	32.695	15 C.FERSTL	46.490	11	31 M.ABERER	1:41.318	1:41.918 (11)
12	15 C.FERSTL	22.325	15 C.FERSTL	33.262	31 M.ABERER	46.916	12	15 C.FERSTL	1:42.077	1:42.883 (12)
13	28 B.JARACH	23.713	28 B.JARACH	36.604	28 B.JARACH	50.144	13	28 B.JARACH	1:50.461	1:52.213 (13)



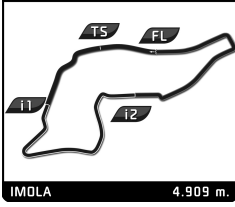
Boss GP

Gruppo Peroni Race 11-12.07.2020

Race 2

Best Top Speed

No Driver	Team	Class	Top 1		Top 2		Top 3		Top 4		Top 5		Avg
			Kph	Lap	Kph	Lap	Kph	Lap	Kph	Lap	Kph	Lap	
1 Ingo GERSTL	Team Top Speed	Open	303.3	17	299.0	4	298.1	13	297.3	2	296.5	16	298,8
19 Christopher HÖHER	Team Top Speed	Formula	300.7	16	299.0	3	299.0	4	299.0	5	298.1	8	299,2
37 Luca MARTUCCI		Formula	299.8	3	299.8	16	299.0	4	298.1	11	298.1	13	299,0
27 Marco GHIOTTO	Scuderia Palladio	Formula	299.0	17	298.1	16	298.1	3	297.3	4	297.3	5	298,0
30 Roman HOFFMANN		Formula	296.5	7	295.6	5	294.8	9	275.6	14	274.9	11	287,5
47 Walter STEDING	Scuderia Palladio	Formula	295.6	10	294.8	8	294.0	13	294.0	12	293.2	5	294,3
7 Ulf EHNINGER		Open	288.4	2	283.8	11	283.8	10	282.2	8	280.7	3	283,8
29 Marc FAGGIONATO		Formula	283.0	2	265.3	3	264.6	4					271,0
69 Salvatore DE PLANO		Formula	280.7	17	279.3	16	278.5	8	277.8	14	277.8	4	278,8
16 Nicolas MATILE		Formula	277.1	9	277.1	4	276.3	12	276.3	13	276.3	7	276,6
31 Michael ABERER		Formula	276.3	9	276.3	4	276.3	6	275.6	5	274.2	11	275,7
28 Bruno JARACH		Formula	265.3	2	250.8	14	250.2	6	246.7	4	245.0	3	251,6
15 Christian FERSTL	Team Top Speed	Formula	247.9	6	245.6	5	214.3	4	207.5	3	171.8	2	217,4
36 Roberto VANNI		Formula											



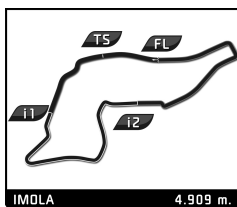
Boss GP

Gruppo Peroni Race 11-12.07.2020

Race 2

Fastest Lap Sequence

Elapsed	No Driver	Team	Car	Class	Time	Kph	Lap
3:03.912	1 Ingo GERSTL	Team Top Speed	TORO ROSSO F1 - STR1	Open	1:32.241	191.6	2
4:38.111	19 Christopher HÖHER	Team Top Speed	DALLARA GP2	Formula	1:32.210	191.7	3
6:08.086	1 Ingo GERSTL	Team Top Speed	TORO ROSSO F1 - STR1	Open	1:31.674	192.8	4
6:09.615	19 Christopher HÖHER	Team Top Speed	DALLARA GP2	Formula	1:31.504	193.1	4
7:38.308	1 Ingo GERSTL	Team Top Speed	TORO ROSSO F1 - STR1	Open	1:30.222	195.9	5



Boss GP

Gruppo Peroni Race 11-12.07.2020

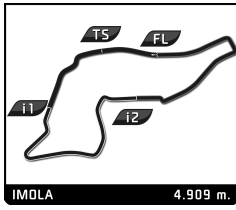
Race 2

Analysis by lap

Lapped

No	Lap Time	Gap	No	Lap Time	Gap	No	Lap Time	Gap	No	Lap Time	Gap	No	Lap Time	Gap	
Lap 1			31	1:44.481	58.689	19	1:31.675	1.579	15	1:50.948	10 Laps	31	1:42.182	1 Lap	
1	1:31.671	0.000	Lap 5			31	1:42.842	1 Lap	28	1:52.889	2 Laps	7	2:26.323	2:26.179	
19	1:33.270	1.599	1	1:30.222		27	1:34.705	20.459	69	1:39.290	1:05.073				
37	1:39.289	7.618	28	1:55.589	1 Lap	69	1:36.584	44.960	30	1:39.331	1:05.365				
27	1:39.369	7.698	19	1:31.753	3.060	30	1:34.716	47.749	37	1:33.800	1:07.718				
29	1:40.148	8.477	27	1:32.436	14.434	7	1:37.090	1:01.169	7	1:36.722	1:18.832				
69	1:41.776	10.105	69	1:35.706	30.303	37	1:35.614	1:02.087	47	1:36.505	1:19.885				
30	1:44.079	12.408	30	1:36.591	33.476	47	1:37.295	1:03.250	Lap 14						
7	1:46.279	14.608	37	1:52.788	37.726	16	1:39.240	1:19.074	1	1:32.918					
16	1:46.336	14.665	7	1:39.973	40.178	Lap 10			19	1:33.068	2.208				
31	1:50.483	18.812	47	1:37.404	44.363	1	1:32.904		16	1:38.251	1 Lap				
47	1:53.627	21.956	16	1:42.452	48.028	19	1:32.260	0.935	27	1:34.906	34.294				
28	1:57.089	25.418	31	1:43.715	1:12.182	28	1:54.385	2 Laps	31	1:42.978	1 Lap				
15	2:20.061	48.390	Lap 6			31	1:41.994	1 Lap	69	1:37.900	1:10.055				
			1	1:32.380		27	1:34.693	22.248	30	1:37.626	1:10.073				
			19	1:32.390	3.070	69	1:36.336	48.392	37	1:35.745	1:10.545				
			27	1:33.169	15.223	30	1:34.999	49.844	15	1:45.089	10 Laps				
			28	1:56.711	1 Lap	37	1:35.725	1:04.908	7	1:38.316	1:24.230				
			69	1:35.802	33.725	7	1:37.927	1:06.192	28	1:53.163	2 Laps				
			30	1:36.251	37.347	47	1:36.699	1:07.045	Lap 15						
			7	1:38.979	46.777	16	1:37.555	1:23.725	1	1:33.492					
			47	1:37.398	49.381	Lap 11			19	1:32.817	1.533				
			37	1:49.933	55.279	1	1:30.573		16	1:38.610	1 Lap				
			16	1:40.887	56.535	19	1:32.484	2.846	27	1:35.867	36.669				
			31	1:42.597	1:22.399	28	1:53.419	2 Laps	69	1:39.513	1:16.076				
			Lap 7			27	1:35.785	27.460	37	1:39.270	1:16.323				
			1	1:33.177		31	1:43.548	1 Lap	30	1:39.870	1:16.451				
			19	1:32.351	2.244	69	1:37.128	54.947	31	1:44.039	1 Lap				
			27	1:33.450	15.496	30	1:36.127	55.398	15	1:42.883	10 Laps				
			69	1:36.259	36.807	37	1:33.472	1:07.807	7	1:38.285	1:29.023				
			30	1:37.508	41.678	7	1:36.715	1:12.334	Lap 16						
			28	1:55.823	1 Lap	47	1:37.169	1:13.641	1	1:37.070					
			7	1:37.866	51.466	16	1:37.975	1:31.127	19	1:36.085	0.548				
			47	1:36.642	52.846	Lap 12			28	1:54.148	3 Laps				
			37	1:32.823	54.925	1	1:34.166		16	1:39.198	1 Lap				
			16	1:38.656	1:02.014	19	1:32.957	1.637	27	1:35.479	35.078				
			31	1:43.749	1:32.971	27	1:37.233	30.527	37	1:35.907	1:15.160				
			Lap 8			28	1:54.527	2 Laps	69	1:38.008	1:17.014				
			1	1:33.070		31	1:45.484	1 Lap	30	1:37.914	1:17.295				
			19	1:32.024	1.198	15	16:52.162	10 Laps	31	1:41.918	1 Lap				
			27	1:34.622	17.048	69	1:37.890	58.671	7	1:40.604	1:32.557				
			69	1:35.933	39.670	30	1:37.690	58.922	Lap 17						
			30	1:35.719	44.327	37	1:33.165	1:06.806	1	1:32.701					
			7	1:36.977	55.373	7	1:36.830	1:14.998	15	1:45.496	11 Laps				
			47	1:37.473	57.249	47	1:36.793	1:16.268	19	1:34.116	1.963				
			37	1:35.912	57.767	Lap 13			16	1:42.807	1 Lap				
			16	1:42.184	1:11.128	1	1:32.888		28	1:52.213	3 Laps				
			28	1:55.671	1 Lap	19	1:33.309	2.058	27	1:37.642	40.019				
			Lap 9			16	1:39.621	1 Lap	37	1:34.187	1:16.646				
			1	1:31.294		27	1:34.667	32.306	69	1:39.099	1:23.412				
						31	1:47.316	1 Lap	30	1:39.133	1:23.727				





Boss GP

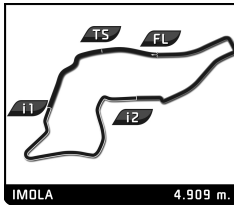
Gruppo Peroni Race 11-12.07.2020

Race 2

Sector Analysis

— Invalidated Lap ■ Personal Best ■ Session Best B Crossing the finish line in the pit lane

Lap	Time	Sector 1	Sector 2	Sector 3	T.Sp	Elapsed	Lap	Time	Sector 1	Sector 2	Sector 3	T.Sp	Elapsed	
1 Ingo GERSTL AUT							TORO ROSSO F1 - STR1							
Team Top Speed														
1	1:31.671	18.684	30.206	42.781		1:31.671	6	1:40.887	22.388	32.652	45.847	265.3	10:07.223	
2	1:32.241	19.226	30.027	42.988	297.3	3:03.912	7	1:38.656	21.065	31.860	45.731	276.3	11:45.879	
3	1:32.500	19.966	30.668	41.866	286.1	4:36.412	8	1:42.184	20.995	31.900	49.289	275.6	13:28.063	
4	1:31.674	19.257	30.124	42.293	299.0	6:08.086	9	1:39.240	21.229	31.993	46.018	277.1	15:07.303	
5	1:30.222	19.455	29.036	41.731	286.1	7:38.308	10	1:37.555	20.735	31.544	45.276	276.3	16:44.858	
6	1:32.380	21.106	29.424	41.850	274.9	9:10.688	11	1:37.975	20.733	31.696	45.546	275.6	18:22.833	
7	1:33.177	19.572	30.096	43.509	290.0	10:43.865	12	1:39.621	20.662	31.951	47.008	276.3	20:02.454	
8	1:33.070	19.891	30.061	43.118	287.6	12:16.935	13	1:38.251	20.692	32.346	45.213	276.3	21:40.705	
9	1:31.294	19.262	29.768	42.264	296.5	13:48.229	14	1:38.610	20.936	31.964	45.710	274.9	23:19.315	
10	1:32.904	19.450	29.460	43.994	296.5	15:21.133	15	1:39.198	20.891	32.329	45.978	275.6	24:58.513	
11	1:30.573	19.131	29.228	42.214	294.8	16:51.706	16	1:42.807	21.374	32.557	48.876	275.6	26:41.320	
12	1:34.166	20.922	30.466	42.778	293.2	18:25.872								
13	1:32.888	19.325	31.037	42.526	298.1	19:58.760								
14	1:32.918	19.646	30.367	42.905	290.8	21:31.678								
15	1:33.492	19.621	30.736	43.135	292.4	23:05.170								
16	1:37.070	19.927	34.120	43.023	296.5	24:42.240								
17	1:32.701	18.894	28.805	45.002	303.3	26:14.941								
7 Uif EHNINGER DEU							BENETTON F1 - B197							
Team Top Speed														
1	1:46.279	25.075	35.105	46.099		1:46.279								
2	1:37.541	21.106	31.994	44.441	288.4	3:23.820								
3	1:37.492	20.767	32.235	44.490	280.7	5:01.312								
4	1:37.201	20.990	31.735	44.476	276.3	6:38.513								
5	1:39.973	22.703	32.264	45.006	277.1	8:18.486								
6	1:38.979	21.654	32.541	44.784	265.3	9:57.465								
7	1:37.866	21.152	32.238	44.476	272.8	11:35.331								
8	1:36.977	21.531	31.205	44.241	282.2	13:12.308								
9	1:37.090	20.943	31.754	44.393	280.0	14:49.398								
10	1:37.927	20.668	31.805	45.454	283.8	16:27.325								
11	1:36.715	20.720	31.722	44.273	283.8	18:04.040								
12	1:36.830	20.920	31.881	44.029	280.0	19:40.870								
13	1:36.722	20.842	31.373	44.507	280.0	21:17.592								
14	1:38.316	21.155	31.750	45.411	278.5	22:55.908								
15	1:38.285	20.862	32.015	45.408	280.0	24:34.193								
16	1:40.604	21.054	32.812	46.738	275.6	26:14.797								
17	2:26.323 B	25.263	38.676	1:22.384	187.7	28:41.120								
15 Christian FERSTL AUT							DALLARA GP2							
Team Top Speed														
1	2:20.061 B	27.322	36.504	1:16.235		2:20.061								
2	16:52.162	...	37.793	50.099	171.8	19:12.223								
3	1:50.948	25.695	35.548	49.705	207.5	21:03.171								
4	1:45.089	24.372	34.227	46.490	214.3	22:48.260								
5	1:42.883	22.325	33.262	47.296	245.6	24:31.143								
6	1:45.496	22.863	33.629	49.004	247.9	26:16.639								
16 Nicolas MATILE MCO							LOLA AUTO GP							
Team Top Speed														
1	1:46.336	24.608	33.854	47.874		1:46.336								
2	1:40.789	21.889	32.439	46.461	276.3	3:27.125								
3	1:38.809	20.913	31.983	45.913	276.3	5:05.934								
4	1:37.950	20.815	31.870	45.265	277.1	6:43.884								
5	1:42.452	20.829	32.087	49.536	276.3	8:26.336								
19 Christopher HÖHER AUT							DALLARA GP2							
Team Top Speed														
1	1:33.270	19.651	30.446	43.173		1:33.270								
2	1:32.631	19.662	30.028	42.941	295.6	3:05.901								
3	1:32.210	19.748	29.885	42.577	299.0	4:38.111								
4	1:31.504	19.435	29.686	42.383	299.0	6:09.615								
5	1:31.753	19.497	29.890	42.366	299.0	7:41.368								
6	1:32.390	19.397	29.971	43.022	295.6	9:13.758								
7	1:32.351	19.618	30.006	42.727	297.3	10:46.109								
8	1:32.024	19.542	29.942	42.540	298.1	12:18.133								
9	1:31.675	19.456	29.810	42.409	294.0	13:49.808								
10	1:32.260	19.519	30.118	42.623	294.0	15:22.068								
11	1:32.484	19.619	30.135	42.730	297.3	16:54.552								
12	1:32.957	19.727	30.218	43.012	297.3	18:27.509								
13	1:33.309	19.697	30.357	43.255	296.5	20:00.818								
14	1:33.068	19.659	30.568	42.841	296.5	21:33.886								
15	1:32.817	19.552	30.285	42.980	298.1	23:06.703								
16	1:36.085	19.599	32.375	44.111	300.7	24:42.788								
17	1:34.116	19.830	30.344	43.942	295.6	26:16.904								
27 Marco GHIOTTO ITA							DALLARA GP2							
Scuderia Palladio														
1	1:39.369	23.000	32.237	44.132		1:39.369								
2	1:34.688	20.162	31.104	43.422	274.9	3:14.057								
3	1:33.713	19.863	30.699	43.151	298.1	4:47.770								
4	1:32.536	19.634	30.143	42.759	297.3	6:20.306								
5	1:32.436	19.612	30.090	42.734	297.3	7:52.742								
6	1:33.169	19.468	30.661	43.040	296.5	9:25.911								
7	1:33.450	19.636	30.611	43.203	295.6	10:59.361								
8	1:34.622	19.791	31.005	43.826	295.6	12:33.983								
9	1:34.705	19.961	31.102	43.642	291.6	14:08.688								
10	1:34.693	19.722	30.849	44.122	296.5	15:43.381								
11	1:35.785	20.974	31.129	43.682	296.5	17:19.166								
12	1:37.233	21.843	31.407	43.983	281.5	18:56.399								
13	1:34.667	19.988	31.074	43.605	294.8	20:31.066								
14	1:34.906	19.818	30.988	44.100	296.5	22:05.972								
15	1:35.867	20.027	31.319	44.521	296.5	23:41.839								
16	1:35.479	20.198	31.295	43.986	298.1	25:17.318								
17	1:37.642	20.801	32.207	44.634	299.0	26:54.960								
28 Bruno JARACH EST							DALLARA GP2							
Team Top Speed														
1	1:57.089		27.673	37.993	51.423	1:57.089								
2	1:52.782		23.713	37.923	51.146	265.3	3:49.871							
3	1:54.587		24.564	38.058	51.965	245.0	5:44.458							



Boss GP

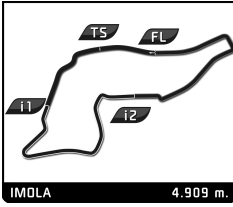
Gruppo Peroni Race 11-12.07.2020

Race 2

Sector Analysis

— Invalidated Lap ■ Personal Best ■ Session Best B Crossing the finish line in the pit lane

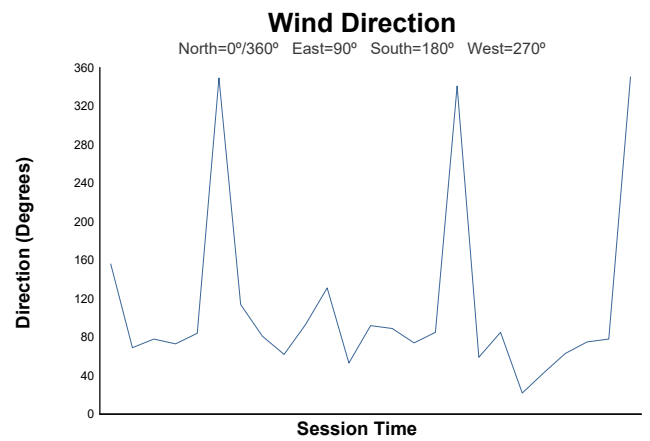
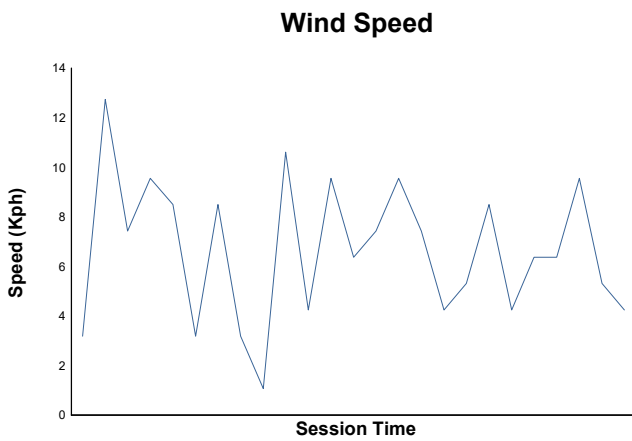
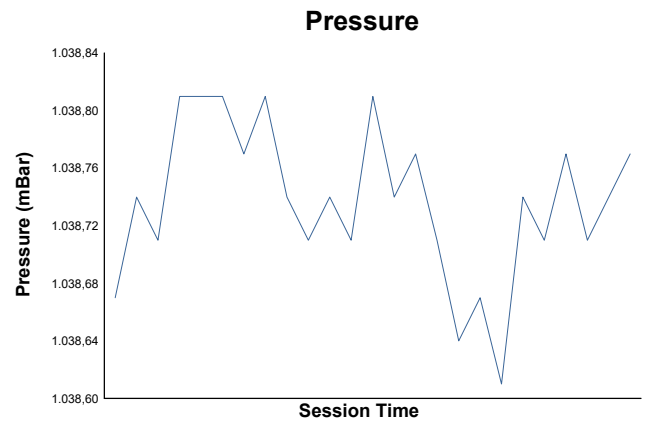
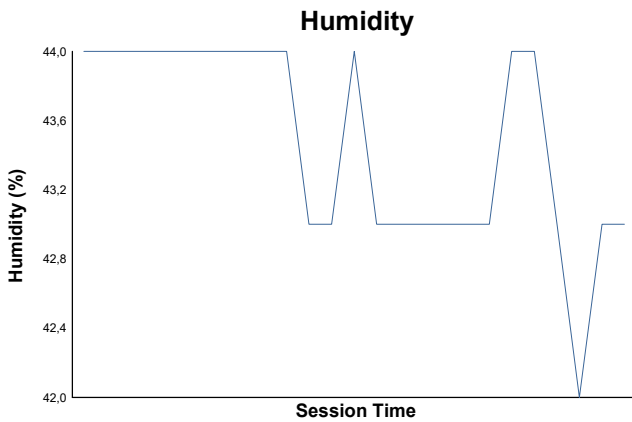
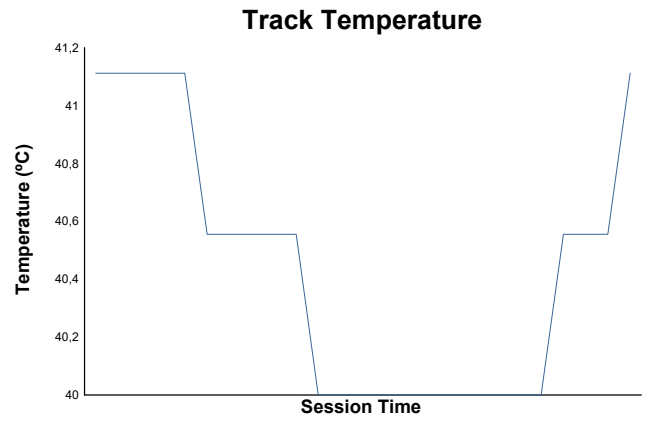
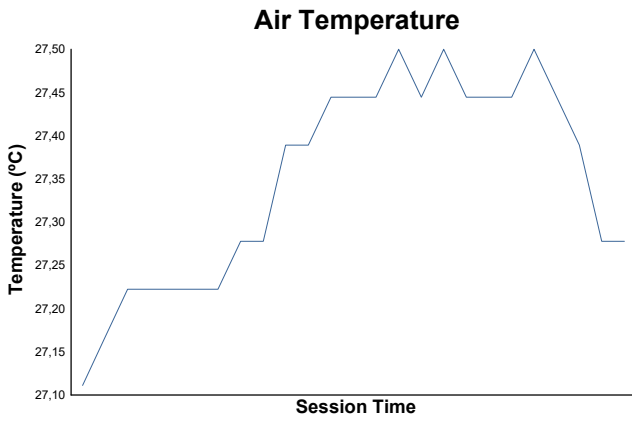
Lap	Time	Sector 1	Sector 2	Sector 3	T.Sp	Elapsed	Lap	Time	Sector 1	Sector 2	Sector 3	T.Sp	Elapsed						
29 Marc FAGGIONATO MCO							37 Luca MARTUCCI ITA												
DALLARA GP2							DALLARA GP2												
1	1:40.148	22.731	32.093	45.324		1:40.148	1	1:39.289	22.178	32.143	44.968		1:39.289						
2	1:35.251	20.428	31.308	43.515	283.0	3:15.399	2	1:36.002	20.193	31.785	44.024	293.2	3:15.291						
3	1:34.126	20.512	30.377	43.237	265.3	4:49.525	3	1:34.091	19.925	30.548	43.618	299.8	4:49.382						
4	1:34.105	20.328	30.552	43.225	264.6	6:23.630	4	1:33.864	19.582	30.751	43.531	299.0	6:23.246						
30 Roman HOFFMANN AUT							5							1:52.788 B	20.288	30.540	1:01.960	268.6	8:16.034
DALLARA GP2							6							1:49.933	35.305	31.318	43.310	216.9	10:05.967
1	1:44.079	25.160	33.649	45.270		1:44.079	7	1:32.823	19.847	30.034	42.942	296.5	11:38.790						
2	1:37.815	21.239	32.498	44.078	270.7	3:21.894	8	1:35.912	19.884	32.397	43.631	298.1	13:14.702						
3	1:37.333	21.003	32.187	44.143	270.7	4:59.227	9	1:35.614	20.429	31.450	43.735	274.9	14:50.316						
4	1:35.966	20.548	31.407	44.011	274.2	6:35.193	10	1:35.725	20.278	31.684	43.763	272.8	16:26.041						
5	1:36.591	20.481	32.234	43.876	295.6	8:11.784	11	1:33.472	19.747	30.253	43.472	298.1	17:59.513						
6	1:36.251	20.946	31.508	43.797	272.1	9:48.035	12	1:33.165	19.962	30.304	42.899	297.3	19:32.678						
7	1:37.508	20.226	32.121	45.161	296.5	11:25.543	13	1:33.800	19.849	30.673	43.278	298.1	21:06.478						
8	1:35.719	20.943	31.173	43.603	272.1	13:01.262	14	1:35.745	20.972	30.994	43.779	285.3	22:42.223						
9	1:34.716	20.241	31.388	43.087	294.8	14:35.978	15	1:39.270	21.102	32.608	45.560	280.0	24:21.493						
10	1:34.999	20.382	31.230	43.387	272.8	16:10.977	16	1:35.907	20.361	31.488	44.058	299.8	25:57.400						
11	1:36.127	20.398	30.808	44.921	274.9	17:47.104	17	1:34.187	20.004	31.137	43.046	296.5	27:31.587						
12	1:37.690	20.824	31.700	45.166	273.5	19:24.794	47 Walter STEDING DEU							DALLARA GP2					
13	1:39.331	20.790	32.922	45.619	270.0	21:04.125	1	1:53.627	32.964	33.628	47.035		1:53.627						
14	1:37.626	21.892	31.165	44.569	275.6	22:41.751	2	1:38.280	20.909	32.622	44.749	276.3	3:31.907						
15	1:39.870	22.144	32.418	45.308	271.4	24:21.621	3	1:36.587	20.620	31.414	44.553	275.6	5:08.494						
16	1:37.914	20.903	32.231	44.780	260.0	25:59.535	4	1:36.773	20.701	31.467	44.605	280.0	6:45.267						
17	1:39.133	20.680	32.324	46.129	267.9	27:38.668	5	1:37.404	20.351	31.634	45.419	293.2	8:22.671						
31 Michael ABERER AUT							6							1:37.398	20.934	31.775	44.689	292.4	10:00.069
DALLARA WSR3.5							7							1:36.642	20.280	31.573	44.789	292.4	11:36.711
1	1:50.483	26.188	35.348	48.947		1:50.483	8	1:37.473	21.245	31.787	44.441	294.8	13:14.184						
2	1:45.665	22.440	35.269	47.956	273.5	3:36.148	9	1:37.295	20.455	31.498	45.342	292.4	14:51.479						
3	1:46.146	23.201	34.397	48.548	269.3	5:22.294	10	1:36.699	20.512	31.573	44.614	295.6	16:28.178						
4	1:44.481	22.608	34.004	47.869	276.3	7:06.775	11	1:37.169	20.624	31.525	45.020	275.6	18:05.347						
5	1:43.715	22.313	33.827	47.575	275.6	8:50.490	12	1:36.793	20.264	31.696	44.833	294.0	19:42.140						
6	1:42.597	21.832	33.270	47.495	276.3	10:33.087	13	1:36.505	20.853	31.279	44.373	294.0	21:18.645						
7	1:43.749	22.570	33.348	47.831	270.7	12:16.836	69 Salvatore DE PLANO ITA							LOLA B05/52					
8	1:42.842	22.545	32.695	47.602	251.4	13:59.678	1	1:41.776	23.971	32.450	45.355		1:41.776						
9	1:41.994	22.132	32.940	46.922	276.3	15:41.672	2	1:37.056	20.451	31.913	44.692	274.9	3:18.832						
10	1:43.548	23.660	32.924	46.964	249.0	17:25.220	3	1:37.543	20.891	31.676	44.976	275.6	4:56.375						
11	1:45.484	22.074	33.957	49.453	274.2	19:10.704	4	1:36.530	20.774	31.536	44.220	277.8	6:32.905						
12	1:47.316	24.586	35.445	47.285	214.7	20:58.020	5	1:35.706	20.328	31.410	43.968	275.6	8:08.611						
13	1:42.978	22.304	33.033	47.641	253.2	22:40.998	6	1:35.802	20.384	31.283	44.135	277.8	9:44.413						
14	1:44.039	23.959	33.099	46.981	229.6	24:25.037	7	1:36.259	20.466	31.567	44.226	275.6	11:20.672						
15	1:41.918	22.154	32.848	46.916	265.9	26:06.955	8	1:35.933	20.503	31.151	44.279	278.5	12:56.605						
16	1:42.182	21.707	33.361	47.114	262.6	27:49.137	9	1:36.584	20.640	31.697	44.247	277.1	14:33.189						
							10	1:36.336	20.573	31.514	44.249	275.6	16:09.525						
							11	1:37.128	20.795	31.358	44.975	274.9	17:46.653						
							12	1:37.890	20.835	31.877	45.178	277.1	19:24.543						
							13	1:39.290	20.681	32.835	45.774	277.8	21:03.833						
							14	1:37.900	21.292	31.536	45.072	277.8	22:41.733						
							15	1:39.513	21.145	32.627	45.741	272.1	24:21.246						
							16	1:38.008	20.957	32.177	44.874	279.3	25:59.254						
							17	1:39.099	20.725	32.288	46.086	280.7	27:38.353						



Gruppo Peroni Race 11-12.07.2020

Boss GP Race 2

Weather Report



Track Status: **DRY**