

Boss GP

Gruppo Peroni Race 11-12.07.2020

Race 1 (20')

Provisional Classification

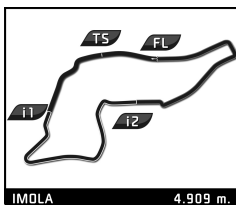
No	Driver	Nat	Team	Car	Cl.	Laps	Total Time	Gap	Kph	Best Lap		
										Lap	Time	Kph
1	1 Ingo GERSTL	AUT	Team Top Speed	TORO ROSSO F1 - STR1	Open	13	20:01.108	-	190.6	13	1:26.883	203.4
2	19 Christopher HÖHER	AUT	Team Top Speed	DALLARA GP2	Formula	13	20:11.042	+9.934	189.0	2	1:32.320	191.4
3	37 Luca MARTUCCI	ITA		DALLARA GP2	Formula	13	20:23.212	+22.104	187.1	5	1:33.195	189.6
4	27 Marco GHIOTTO	ITA	Scuderia Palladio	DALLARA GP2	Formula	13	20:24.561	+23.453	186.9	5	1:32.438	191.2
5	69 Salvatore DE PLANO	ITA		LOLA B05/52	Formula	13	20:53.858	+52.750	182.5	2	1:35.017	186.0
6	47 Walter STEDING	DEU	Scuderia Palladio	DALLARA GP2	Formula	13	21:01.860	+1:00.752	181.4	5	1:35.069	185.9
7	7 Ulf EHNINGER	DEU		BENETTON F1 - B197	Open	13	21:09.171	+1:08.063	180.3	7	1:35.991	184.1
8	16 Nicolas MATILE	MCO		LOLA AUTO GP	Formula	13	21:37.520	+1:36.412	176.4	10	1:36.802	182.6
9	15 Christian FERSTL	AUT	Team Top Speed	DALLARA GP2	Formula	12	20:58.008	1 Lap	167.9	11	1:41.515	174.1
10	31 Michael ABERER	AUT		DALLARA WSR3.5	Formula	12	21:02.760	1 Lap	167.3	10	1:41.778	173.6
11	28 Bruno JARACH	EST		DALLARA GP2	Formula	11	21:05.964	2 Laps	152.9	4	1:52.295	157.4
12	29 Marc FAGGIONATO	MCO		DALLARA GP2	Formula	10	15:47.241	3 Laps	185.7	6	1:33.240	189.5
Not classified												
30	Roman HOFFMANN	AUT		DALLARA GP2	Formula	6	9:47.575			6	1:34.986	186.1
36	Roberto VANNI	ITA		LOLA T96/50	Formula							

Pole Position:	Ingo GERSTL	1:26.195	205.0 Kph
Fastest Lap:	Lap13 Ingo GERSTL	1:26.883	203.4 Kph

Published at:

Track Status: **WET**

Race Director: Massimiliano Ghinassi	Timekeeper: Rapi Andrea 
--	--



Boss GP

Gruppo Peroni Race 11-12.07.2020

Race 1

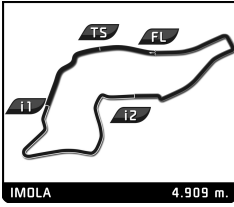
Provisional Classification by Class

No	Driver	Nat	Team	Car	Laps	Total Time	Gap	Kph	Best Lap			
									Lap	Time	Kph	
Formula												
1	19 Christopher HÖHER	AUT	Team Top Speed	DALLARA GP2	13	20:11.042		189.0	2	1:32.320	191.4	
2	37 Luca MARTUCCI	ITA		DALLARA GP2	13	20:23.212	+12.170	187.1	5	1:33.195	189.6	
3	27 Marco GHIOTTO	ITA	Scuderia Palladio	DALLARA GP2	13	20:24.561	+13.519	186.9	5	1:32.438	191.2	
4	69 Salvatore DE PLANO	ITA		LOLA B05/52	13	20:53.858	+42.816	182.5	2	1:35.017	186.0	
5	47 Walter STEDING	DEU	Scuderia Palladio	DALLARA GP2	13	21:01.860	+50.818	181.4	5	1:35.069	185.9	
6	16 Nicolas MATILE	MCO		LOLA AUTO GP	13	21:37.520	+1'26.478	176.4	10	1:36.802	182.6	
7	15 Christian FERSTL	AUT	Team Top Speed	DALLARA GP2	12	20:58.008	1 Lap	167.9	11	1:41.515	174.1	
8	31 Michael ABERER	AUT		DALLARA WSR3.5	12	21:02.760	1 Lap	167.3	10	1:41.778	173.6	
9	28 Bruno JARACH	EST		DALLARA GP2	11	21:05.964	2 Laps	152.9	4	1:52.295	157.4	
10	29 Marc FAGGIONATO	MCO		DALLARA GP2	10	15:47.241	3 Laps	185.7	6	1:33.240	189.5	
Not classified												
	30 Roman HOFFMANN	AUT		DALLARA GP2	6	9:47.575	7 Laps		6	1:34.986	186.1	
	36 Roberto VANNI	ITA		LOLA T96/50			13 Laps					
Open												
1	1 Ingo GERSTL	AUT	Team Top Speed	TORO ROSSO F1 - STR1	13	20:01.108		190.6	13	1:26.883	203.4	
2	7 Ulf EHNINGER	DEU		BENETTON F1 - B197	13	21:09.171	+1'08.063	180.3	7	1:35.991	184.1	

Published at:

Track Status: **WET**

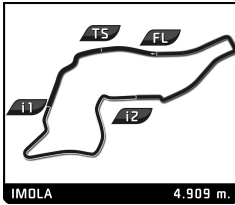
Race Director: Massimiliano Ghinassi	Timekeeper: Rapi Andrea 
--	--



Boss GP
Gruppo Peroni Race 11-12.07.2020
Race 1

Lap Chart

No	Pos	Grid	Lap												
			1	2	3	4	5	6	7	8	9	10	11	12	13
1	1	1	1	1	1	1	1	1	1	1	1	1	1	1	1
37	2	37	19	19	19	19	19	19	19	19	19	19	19	19	19
19	3	19	37	37	37	37	37	37	37	37	37	37	37	37	37
27	4	27	27	27	27	27	27	27	27	27	27	27	27	27	27
29	5	29	69	69	69	29	29	29	29	29	29	29	69	69	69
69	6	69	29	29	29	69	69	69	69	69	69	69	47	47	47
47	7	47	47	47	47	47	47	47	47	47	47	47	7	7	7
7	8	7	7	7	7	7	7	7	7	7	7	7	16	16	16
16	9	16	30	30	30	30	30	30	16	16	16	16	15	15	
30	10	30	16	16	16	16	16	16	15	15	15	15	31	31	
15	11	15	28	15	15	15	15	15	31	31	31	31	28		
31	12	31	15	31	31	31	31	31	28	28	28	28			
28	13	28	31	28	28	28	28	28							
36	14	36													



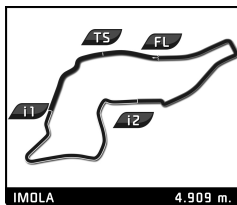
Boss GP

Gruppo Peroni Race 11-12.07.2020

Race 1

Best Sector Times

Sector 1			Sector 2			Sector 3			Ideal Lap	Best Lap
Pos	No Driver	Time	No Driver	Time	No Driver	Time	Pos	No Driver		
1	1 I.GERSTL	18.500	1 I.GERSTL	28.434	1 I.GERSTL	39.949	1	1 I.GERSTL	1:26.883	1:26.883 (1)
2	37 L.MARTUCCI	19.508	29 M.FAGGIONATO	29.895	27 M.GHIOTTO	42.508	2	27 M.GHIOTTO	1:32.113	1:32.438 (3)
3	19 C.HÖHER	19.511	27 M.GHIOTTO	29.975	19 C.HÖHER	42.651	3	19 C.HÖHER	1:32.186	1:32.320 (2)
4	27 M.GHIOTTO	19.630	19 C.HÖHER	30.024	30 R.HOFFMANN	42.817	4	37 L.MARTUCCI	1:32.603	1:33.195 (4)
5	29 M.FAGGIONATO	20.038	37 L.MARTUCCI	30.231	37 L.MARTUCCI	42.864	5	29 M.FAGGIONATO	1:32.887	1:33.240 (5)
6	47 W.STEDING	20.042	69 S.DE PLANO	30.821	29 M.FAGGIONATO	42.954	6	69 S.DE PLANO	1:34.366	1:35.017 (7)
7	69 S.DE PLANO	20.270	47 W.STEDING	31.089	69 S.DE PLANO	43.275	7	30 R.HOFFMANN	1:34.525	1:34.986 (6)
8	16 N.MATILE	20.548	16 N.MATILE	31.096	47 W.STEDING	43.592	8	47 W.STEDING	1:34.723	1:35.069 (8)
9	7 U.EHNINGER	20.576	30 R.HOFFMANN	31.118	7 U.EHNINGER	43.970	9	7 U.EHNINGER	1:35.872	1:35.991 (9)
10	30 R.HOFFMANN	20.590	7 U.EHNINGER	31.326	16 N.MATILE	44.950	10	16 N.MATILE	1:36.594	1:36.802 (10)
11	15 C.FERSTL	21.634	31 M.ABERER	32.716	15 C.FERSTL	46.208	11	15 C.FERSTL	1:40.777	1:41.515 (11)
12	31 M.ABERER	21.688	15 C.FERSTL	32.935	31 M.ABERER	46.950	12	31 M.ABERER	1:41.354	1:41.778 (12)
13	28 B.JARACH	24.011	28 B.JARACH	37.443	28 B.JARACH	49.929	13	28 B.JARACH	1:51.383	1:52.295 (13)



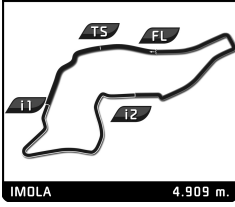
Boss GP

Gruppo Peroni Race 11-12.07.2020

Race 1

Best Top Speed

No Driver	Team	Class	Top 1		Top 2		Top 3		Top 4		Top 5		Avg
			Kph	Lap	Kph	Lap	Kph	Lap	Kph	Lap	Kph	Lap	
1 Ingo GERSTL	Team Top Speed	Open	310.4	13	308.6	6	306.8	5	305.0	4	304.1	12	307,0
19 Christopher HÖHER	Team Top Speed	Formula	299.8	13	299.0	9	298.1	7	297.3	6	296.5	12	298,1
37 Luca MARTUCCI		Formula	299.8	9	297.3	11	297.3	10	297.3	8	297.3	6	297,8
29 Marc FAGGIONATO		Formula	295.6	6	294.8	2	294.8	4	284.5	5	284.5	8	290,8
47 Walter STEDING	Scuderia Palladio	Formula	294.8	13	294.8	11	294.0	9	294.0	8	293.2	10	294,2
27 Marco GHIOTTO	Scuderia Palladio	Formula	292.4	2	291.6	7	290.0	8	286.8	6	286.1	5	289,4
7 Ulf EHNINGER		Open	283.0	3	282.2	5	280.7	9	280.0	4	279.3	8	281,0
69 Salvatore DE PLANO		Formula	280.7	7	280.7	3	279.3	2	278.5	6	277.8	5	279,4
16 Nicolas MATILE		Formula	277.1	4	277.1	8	276.3	11	276.3	2	276.3	10	276,6
30 Roman HOFFMANN		Formula	276.3	3	276.3	4	274.9	5	273.5	2	273.5	6	274,9
31 Michael ABERER		Formula	276.3	2	276.3	5	274.9	6	274.9	4	274.2	9	275,3
15 Christian FERSTL	Team Top Speed	Formula	274.9	8	262.6	12	261.3	4	260.7	7	259.4	11	263,8
28 Bruno JARACH		Formula	248.5	10	246.1	4	245.6	7	245.0	11	240.0	6	245,0
36 Roberto VANNI		Formula											



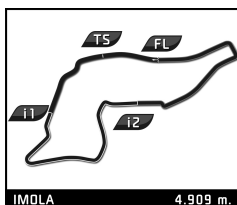
Boss GP

Gruppo Peroni Race 11-12.07.2020

Race 1

Fastest Lap Sequence

Elapsed	No Driver	Team	Car	Class	Time	Kph	Lap
3:03.667	1 Ingo GERSTL	Team Top Speed	TORO ROSSO F1 - STR1	Open	1:31.920	192.3	2
15:27.243	1 Ingo GERSTL	Team Top Speed	TORO ROSSO F1 - STR1	Open	1:31.861	192.4	10
18:34.225	1 Ingo GERSTL	Team Top Speed	TORO ROSSO F1 - STR1	Open	1:31.737	192.6	12
20:01.108	1 Ingo GERSTL	Team Top Speed	TORO ROSSO F1 - STR1	Open	1:26.883	203.4	13



Boss GP

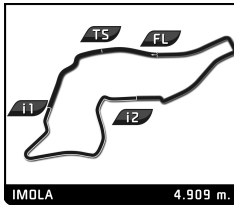
Gruppo Peroni Race 11-12.07.2020

Race 1

Analysis by lap

Lapped

No	Lap Time	Gap	No	Lap Time	Gap	No	Lap Time	Gap	No	Lap Time	Gap	No	Lap Time	Gap			
Lap 1																	
1	1:31.747	0.000	30	1:37.027	26.405	69	1:36.328	28.707	47	1:36.181	41.980	7	1:38.441	56.917	16	1:41.537	1:20.610
19	1:33.318	1.571	16	1:39.345	37.664	47	1:36.003	31.003	7	1:38.441	56.917	16	1:41.537	1:20.610			
37	1:38.742	6.995	15	1:44.403	56.554	7	1:39.284	38.794	16	1:41.537	1:20.610						
27	1:39.324	7.577	31	1:44.589	1:04.553	16	1:39.395	58.843									
69	1:39.893	8.146	28	1:52.295	1:25.860	28	1:54.546	1 Lap									
29	1:40.651	8.904							Lap 13								
47	1:42.294	10.547	Lap 5					1	1:26.883		19	1:32.737	9.934				
7	1:42.430	10.683	1	1:32.776		19	1:32.882		37	1:33.766	22.104						
30	1:44.549	12.802	19	1:32.924	1.817	19	1:33.390	2.093	27	1:33.903	23.453						
16	1:47.234	15.487	37	1:33.195	10.419	15	1:45.692	1 Lap	69	1:38.334	52.750						
28	1:53.607	21.860	27	1:32.438	10.474	31	1:43.062	1 Lap	15	1:45.064	1 Lap						
15	1:53.694	21.947	29	1:33.620	15.860	37	1:33.843	12.538	47	1:45.655	1:00.752						
31	1:55.607	23.860	69	1:35.912	20.319	27	1:34.408	13.285	31	1:47.359	1 Lap						
			47	1:35.069	24.168	29	1:33.447	16.851	28	1:58.946	2 Laps						
			7	1:36.614	27.260	69	1:35.583	31.408	7	1:38.029	1:08.063						
			30	1:36.578	30.207	47	1:35.346	33.467	16	1:42.685	1:36.412						
			16	1:38.609	43.497	7	1:36.538	42.450									
			15	1:44.055	1:07.833	16	1:37.996	1:03.957									
			31	1:42.817	1:14.594	28	1:54.990	1 Lap									
			Lap 6					Lap 10									
			1	1:32.785		1	1:31.861		19	1:33.052	3.284	37	1:34.342	15.019			
			19	1:32.944	1.976	19	1:33.052	3.284	37	1:34.342	15.019	27	1:33.953	15.377			
			37	1:33.413	11.047	37	1:34.342	15.019	29	1:35.008	19.998	15	1:46.129	1 Lap			
			27	1:33.676	11.365	29	1:35.008	19.998	31	1:45.176	1 Lap	69	1:35.968	35.515			
			28	1:55.510	1 Lap	15	1:46.129	1 Lap	47	1:35.158	36.764	7	1:36.507	47.096			
			29	1:33.240	16.315	31	1:45.176	1 Lap	16	1:36.802	1:08.898						
			69	1:35.620	23.154	69	1:35.968	35.515									
			47	1:35.229	26.612	47	1:35.158	36.764									
			7	1:36.377	30.852	7	1:36.507	47.096									
			30	1:34.986	32.408	16	1:36.802	1:08.898									
			16	1:38.085	48.797												
			15	1:43.282	1:18.330												
			31	1:43.222	1:25.031												
			Lap 7					Lap 11									
			1	1:33.124		1	1:35.245		19	1:34.662	2.701	19	1:33.116	4.080			
			19	1:33.094	1.946	19	1:34.662	2.701	28	1:56.545	2 Laps	37	1:33.974	15.221			
			37	1:33.668	11.591	28	1:56.545	2 Laps	37	1:33.210	12.984	27	1:34.935	16.433			
			27	1:33.481	11.722	37	1:33.210	12.984	27	1:33.103	13.235	15	1:42.135	1 Lap			
			29	1:33.567	16.758	27	1:33.103	13.235	15	1:42.135	1 Lap	31	1:41.778	1 Lap			
			69	1:36.558	26.588	15	1:42.135	1 Lap	31	1:41.778	1 Lap	69	1:36.462	36.732			
			47	1:35.721	29.209	31	1:41.778	1 Lap	69	1:36.462	36.732	47	1:36.017	37.536			
			7	1:35.991	33.719	69	1:36.462	36.732	47	1:36.017	37.536	7	1:38.362	50.213			
			28	1:56.037	1 Lap	47	1:36.017	37.536	7	1:38.362	50.213	16	1:37.157	1:10.810			
			16	1:37.984	53.657	7	1:38.362	50.213									
			15	1:43.976	1:29.182	16	1:37.157	1:10.810									
			Lap 8					Lap 12									
			1	1:34.209		1	1:31.737		19	1:33.116	4.080	19	1:33.116	4.080			
			31	1:43.399	1 Lap	19	1:33.116	4.080	37	1:33.974	15.221	37	1:33.974	15.221			
			19	1:33.848	1.585	37	1:33.974	15.221	27	1:34.935	16.433	27	1:34.935	16.433			
			37	1:34.195	11.577	27	1:34.935	16.433	28	1:53.924	2 Laps	28	1:53.924	2 Laps			
			27	1:34.246	11.759	28	1:53.924	2 Laps	15	1:41.515	1 Lap	15	1:41.515	1 Lap			
			29	1:33.737	16.286	15	1:41.515	1 Lap	31	1:41.788	1 Lap	31	1:41.788	1 Lap			
						31	1:41.788	1 Lap	69	1:36.304	41.299	69	1:36.304	41.299			



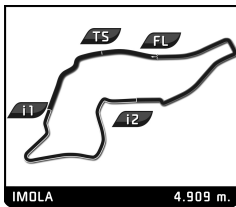
Boss GP

Gruppo Peroni Race 11-12.07.2020

Race 1

Sector Analysis

_ Invalidated Lap							■ Personal Best							■ Session Best							B Crossing the finish line in the pit lane																																																																																		
Lap	Time	Sector 1	Sector 2	Sector 3	T.Sp	Elapsed	Lap	Time	Sector 1	Sector 2	Sector 3	T.Sp	Elapsed	Lap	Time	Sector 1	Sector 2	Sector 3	T.Sp	Elapsed	Lap	Time	Sector 1	Sector 2	Sector 3	T.Sp	Elapsed																																																																												
1	Ingo GERSTL AUT						TORO ROSSO F1 - STR1						8	1:39.395	20.922	31.556	46.917	277.1	13:21.343	9	1:37.996	20.757	31.720	45.519	274.2	14:59.339	10	1:36.802	20.756	31.096	44.950	276.3	16:36.141	11	1:37.157	20.548	31.498	45.111	276.3	18:13.298	12	1:41.537	20.631	31.453	49.453	274.2	19:54.835	13	1:42.685	23.611	33.059	46.015	231.6	21:37.520																																																	
1	1:31.747	19.041	30.607	42.099		1:31.747	2	1:31.920	20.105	30.155	41.660	301.5	3:03.667	3	1:32.871	20.476	30.184	42.211	291.6	4:36.538	4	1:33.068	20.181	30.925	41.962	305.0	6:09.606	5	1:32.776	19.495	30.571	42.710	306.8	7:42.382	6	1:32.785	19.303	31.268	42.214	308.6	9:15.167	7	1:33.124	19.873	30.896	42.355	284.5	10:48.291	8	1:34.209	19.571	30.545	44.093	287.6	12:22.500	9	1:32.882	19.977	30.566	42.339	295.6	13:55.382	10	1:31.861	19.198	30.701	41.962	300.7	15:27.243	11	1:35.245	19.284	33.201	42.760	290.8	17:02.488	12	1:31.737	19.266	31.061	41.410	304.1	18:34.225	13	1:26.883	18.500	28.434	39.949	310.4	20:01.108													
7	Uif EHNINGER DEU						BENETTON F1 - B197						1	1:33.318	19.728	30.520	43.070		1:33.318	2	1:32.320	19.645	30.024	42.651	294.8	3:05.638	3	1:32.839	19.706	30.170	42.963	293.2	4:38.477	4	1:32.798	19.859	30.169	42.770	294.8	6:11.275	5	1:32.924	19.744	30.102	43.078	295.6	7:44.199	6	1:32.944	19.743	30.395	42.806	297.3	9:17.143	7	1:33.094	19.860	30.204	43.030	298.1	10:50.237	8	1:33.848	19.640	30.214	43.994	294.8	12:24.085	9	1:33.390	19.555	30.414	43.421	299.0	13:57.475	10	1:33.052	19.511	30.259	43.282	296.5	15:30.527	11	1:34.662	19.666	30.796	44.200	294.8	17:05.189	12	1:33.116	19.642	30.486	42.988	296.5	18:38.305	13	1:32.737	19.677	30.221	42.839	299.8	20:11.042
15	Christian FERSTL AUT						DALLARA GP2						1	1:39.324	21.581	32.766	44.977		1:39.324	2	1:33.620	19.743	30.895	42.982	292.4	3:12.944	3	1:33.582	20.228	29.975	43.379	275.6	4:46.526	4	1:33.892	19.826	30.762	43.304	280.0	6:20.418	5	1:32.438	19.874	30.056	42.508	286.1	7:52.856	6	1:33.676	19.992	30.231	43.453	286.8	9:26.532	7	1:33.481	19.630	30.858	42.993	291.6	11:00.013	8	1:34.246	19.770	30.601	43.875	290.0	12:34.259	9	1:34.408	19.803	30.714	43.891	270.0	14:08.667	10	1:33.953	20.573	30.105	43.275	281.5	15:42.620	11	1:33.103	19.843	30.251	43.009	273.5	17:15.723	12	1:34.935	20.764	30.561	43.610	270.7	18:50.658	13	1:33.903	20.281	30.482	43.140	271.4	20:24.561
27	Marco GHIOTTO ITA						Scuderia Palladio						1	1:53.607	26.235	37.443	49.929		1:53.607	2	1:54.935	24.315	39.033	51.587	223.3	3:48.542	3	1:54.629	25.201	37.817	51.611	233.6	5:43.171	4	1:52.295	24.017	37.687	50.591	246.1	7:35.466	5	1:55.510	24.392	39.013	52.105	232.6	9:30.976	6	1:56.037	24.639	38.773	52.625	240.0	11:27.013	7	1:54.546	24.332	37.547	52.667	245.6	13:21.559	8	1:54.990	24.438	37.841	52.711	239.5	15:16.549	9	1:56.545	24.572	39.504	52.469	233.1	17:13.094	10	1:53.924	25.059	37.851	51.014	248.5	19:07.018	11	1:58.946	24.011	40.640	54.295	245.0	21:05.964														
19	Christopher HÖHER AUT						DALLARA GP2						1	1:40.651	22.535	32.765	45.351		1:40.651	2	1:35.278	20.472	30.958	43.848	294.8	3:15.929																																																																													
28	Bruno JARACH EST						DALLARA GP2						1	1:40.651	22.535	32.765	45.351		1:40.651	2	1:35.278	20.472	30.958	43.848	294.8	3:15.929																																																																													
29	Marc FAGGIONATO MCO						DALLARA GP2						1	1:40.651	22.535	32.765	45.351		1:40.651	2	1:35.278	20.472	30.958	43.848	294.8	3:15.929																																																																													
16	Nicolas MATILE MCO						LOLA AUTO GP						1	1:47.234	24.416	33.985	48.833		1:47.234	2	1:40.616	21.361	32.577	46.678	276.3	3:27.850	3	1:40.075	21.363	32.653	46.059	275.6	5:07.925	4	1:39.345	21.164	32.137	46.044	277.1	6:47.270	5	1:38.609	20.979	31.996	45.634	274.2	8:25.879	6	1:38.085	20.905	31.915	45.265	274.2	10:03.964	7	1:37.984	20.894	31.730	45.360	275.6	11:41.948																																										



Boss GP

Gruppo Peroni Race 11-12.07.2020

Race 1

Sector Analysis

— Invalidated Lap ■ Personal Best ■ Session Best B Crossing the finish line in the pit lane

Lap	Time	Sector 1	Sector 2	Sector 3	T.Spd	Elapsed	Lap	Time	Sector 1	Sector 2	Sector 3	T.Spd	Elapsed
3	1:34.270	20.311	30.374	43.585	280.7	4:50.199	7	1:35.721	20.201	31.790	43.730	293.2	11:17.500
4	1:34.423	20.121	30.362	43.940	294.8	6:24.622	8	1:36.003	20.598	31.250	44.155	294.0	12:53.503
5	1:33.620	20.294	30.238	43.088	284.5	7:58.242	9	1:35.346	20.042	31.502	43.802	294.0	14:28.849
6	1:33.240	20.127	30.035	43.078	295.6	9:31.482	10	1:35.158	20.045	31.380	43.733	293.2	16:04.007
7	1:33.567	20.479	30.134	42.954	279.3	11:05.049	11	1:36.017	20.337	31.555	44.125	294.8	17:40.024
8	1:33.737	20.246	29.895	43.596	284.5	12:38.786	12	1:36.181	20.266	31.412	44.503	284.5	19:16.205
9	1:33.447	20.038	30.268	43.141	280.0	14:12.233	13	1:45.655	20.580	32.684	52.391	294.8	21:01.860
10	1:35.008	20.190	30.508	44.310	274.2	15:47.241							

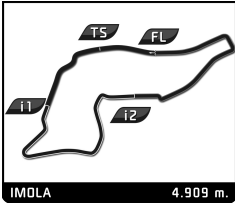
30 Roman HOFFMANN		AUT				
		DALLARA GP2				
1	1:44.549	26.184	33.233	45.132	1:44.549	
2	1:37.861	21.456	31.645	44.760	273.5	3:22.410
3	1:36.574	21.043	31.221	44.310	276.3	4:58.984
4	1:37.027	20.960	31.668	44.399	276.3	6:36.011
5	1:36.578	20.915	31.774	43.889	274.9	8:12.589
6	1:34.986	20.659	31.510	42.817	273.5	9:47.575

31 Michael ABERER		AUT				
		DALLARA WSR3.5				
1	1:55.607	24.767	41.656	49.184	1:55.607	
2	1:48.473	22.827	36.443	49.203	276.3	3:44.080
3	1:45.490	22.856	34.214	48.420	265.3	5:29.570
4	1:44.589	21.995	34.009	48.585	274.9	7:14.159
5	1:42.817	21.688	33.520	47.609	276.3	8:56.976
6	1:43.222	22.062	33.744	47.416	274.9	10:40.198
7	1:43.399	21.732	33.535	48.132	273.5	12:23.597
8	1:43.062	22.119	32.716	48.227	258.8	14:06.659
9	1:45.176	23.625	34.298	47.253	274.2	15:51.835
10	1:41.778	21.854	32.974	46.950	268.6	17:33.613
11	1:41.788	21.752	32.731	47.305	269.3	19:15.401
12	1:47.359	22.553	35.094	49.712	238.4	21:02.760

37 Luca MARTUCCI		ITA				
		DALLARA GP2				
1	1:38.742	21.451	32.582	44.709	1:38.742	
2	1:34.132	19.855	30.824	43.453	293.2	3:12.874
3	1:33.472	19.652	30.325	43.495	296.5	4:46.346
4	1:33.260	19.525	30.349	43.386	297.3	6:19.606
5	1:33.195	19.508	30.416	43.271	296.5	7:52.801
6	1:33.413	19.639	30.287	43.487	297.3	9:26.214
7	1:33.668	19.671	30.614	43.383	296.5	10:59.882
8	1:34.195	19.621	30.567	44.007	297.3	12:34.077
9	1:33.843	19.682	30.589	43.572	299.8	14:07.920
10	1:34.342	20.240	30.860	43.242	297.3	15:42.262
11	1:33.210	19.824	30.325	43.061	297.3	17:15.472
12	1:33.974	20.646	30.231	43.097	290.0	18:49.446
13	1:33.766	20.368	30.534	42.864	270.0	20:23.212

47 Walter STEDING		DEU				
		DALLARA GP2				
1	1:42.294	22.875	33.508	45.911	1:42.294	
2	1:37.376	20.534	32.307	44.535	290.0	3:19.670
3	1:35.886	20.447	31.574	43.865	292.4	4:55.556
4	1:35.925	20.342	31.913	43.670	292.4	6:31.481
5	1:35.069	20.061	31.089	43.919	292.4	8:06.550
6	1:35.229	20.338	31.299	43.592	292.4	9:41.779

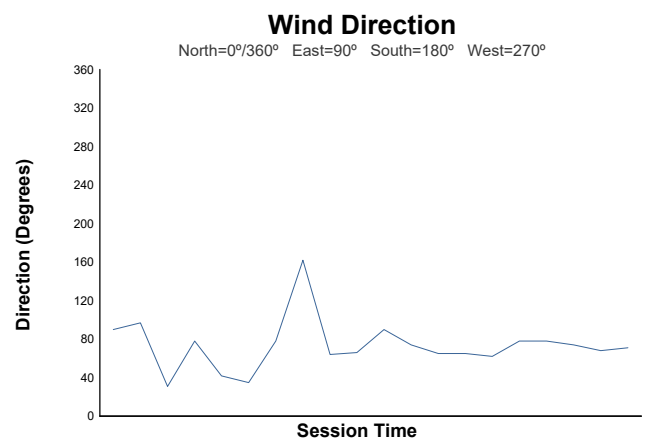
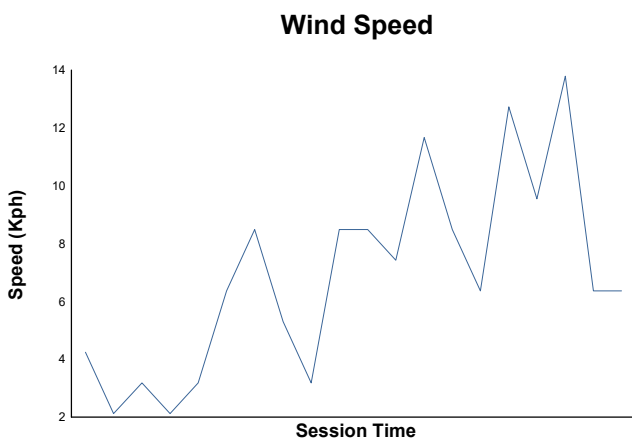
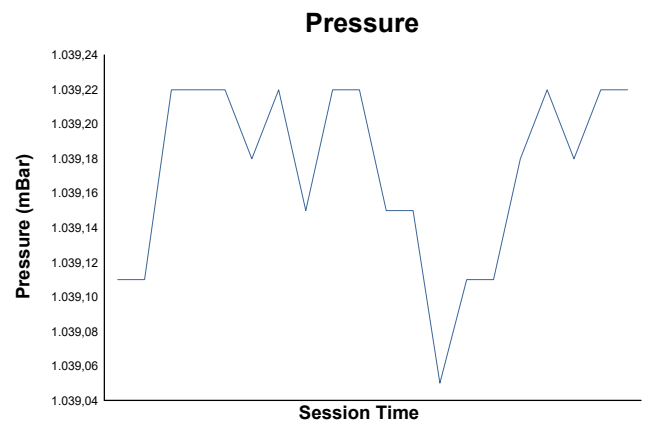
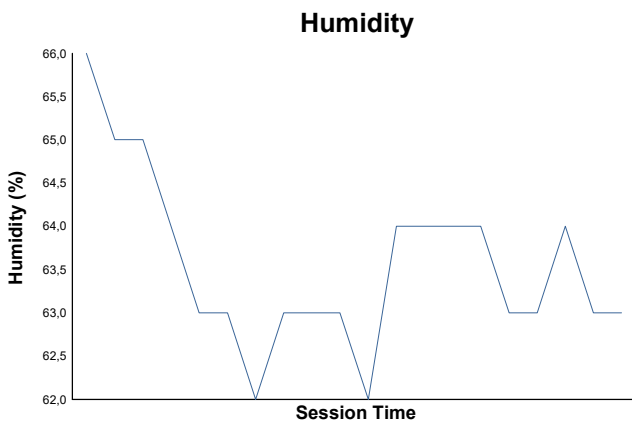
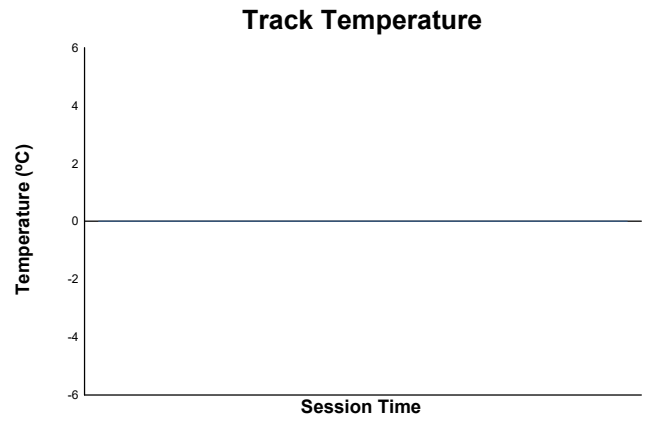
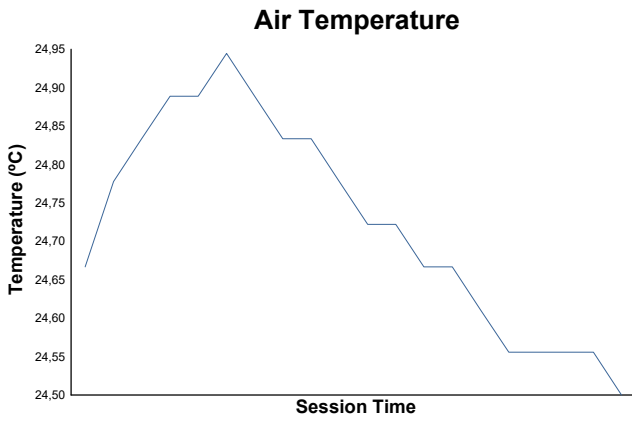
69 Salvatore DE PLANO		ITA				
		LOLA B05/52				
1	1:39.893	22.106	32.825	44.962	1:39.893	
2	1:35.017	20.532	31.210	43.275	279.3	3:14.910
3	1:35.253	20.354	30.821	44.078	280.7	4:50.163
4	1:36.626	20.987	31.506	44.133	276.3	6:26.789
5	1:35.912	20.397	31.433	44.082	277.8	8:02.701
6	1:35.620	20.469	31.076	44.075	278.5	9:38.321
7	1:36.558	20.270	31.948	44.340	280.7	11:14.879
8	1:36.328	20.432	31.218	44.678	274.9	12:51.207
9	1:35.583	20.424	31.150	44.009	274.9	14:26.790
10	1:35.968	20.454	31.369	44.145	275.6	16:02.758
11	1:36.462	20.505	31.407	44.550	275.6	17:39.220
12	1:36.304	20.493	31.364	44.447	274.9	19:15.524
13	1:38.334	20.745	32.654	44.935	276.3	20:53.858



Gruppo Peroni Race 11-12.07.2020

Boss GP Race 1

Weather Report



Track Status: **WET**