

Boss GP

Gruppo Peroni Race 11-12.07.2020

Qualifying

Final Classification

No	Driver	Nat	Team	Car	Cl.	Time	Lap Total	Gap	Kph
1	1 Ingo GERSTL	AUT	Team Top Speed	TORO ROSSO F1 - STR1	Open	1:26.195	4 5	-	- 205.0
2	37 Luca MARTUCCI	ITA		DALLARA GP2	Formula	1:31.397	7 7	+5.202	+5.202 193.4
3	19 Christopher HÖHER	AUT	Team Top Speed	DALLARA GP2	Formula	1:31.637	5 6	+5.442	+0.240 192.9
4	27 Marco GHIOTTO	ITA	Scuderia Palladio	DALLARA GP2	Formula	1:31.821	3 5	+5.626	+0.184 192.5
5	29 Marc FAGGIONATO	MCO		DALLARA GP2	Formula	1:33.082	3 5	+6.887	+1.261 189.9
6	69 Salvatore DE PLANO	ITA		LOLA B05/52	Formula	1:35.355	8 9	+9.160	+2.273 185.3
7	47 Walter STEDING	DEU	Scuderia Palladio	DALLARA GP2	Formula	1:35.454	3 6	+9.259	+0.099 185.1
8	7 Ulf EHNINGER	DEU		BENETTON F1 - B197	Open	1:36.294	11 11	+10.099	+0.840 183.5
9	16 Nicolas MATILE	MCO		LOLA AUTO GP	Formula	1:37.214	12 12	+11.019	+0.920 181.8
10	30 Roman HOFFMANN	AUT		DALLARA GP2	Formula	1:37.329	8 9	+11.134	+0.115 181.6
11	15 Christian FERSTL	AUT	Team Top Speed	DALLARA GP2	Formula	1:39.531	4 5	+13.336	+2.202 177.6
12	31 Michael ABERER	AUT		DALLARA WSR3.5	Formula	1:43.468	5 6	+17.273	+3.937 170.8
13	28 Bruno JARACH	EST		DALLARA GP2	Formula	1:51.241	8 9	+25.046	+7.773 158.9
14	36 Roberto VANNI	ITA		LOLA T96/50	Formula	2:04.619	4 4	+38.424	+13.378 141.8
15	71 Riccardo PONZIO	ITA	Adriatica Competition	JAGUAR F1 - R3	Open				

Fastest Lap: Lap 4 Ingo GERSTL 1:26.195 205.0 Kph

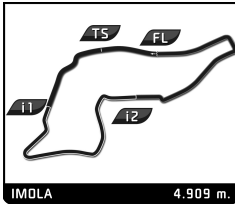
Track Status: **DRY**

Published at:

Stewards:

Timekeeper:
Rapi Andrea





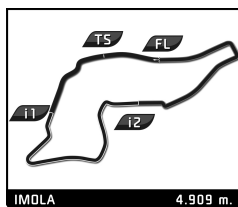
Boss GP

Gruppo Peroni Race 11-12.07.2020

Qualifying

Best Sector Times

Sector 1			Sector 2			Sector 3			Ideal Lap	Best Lap
Pos	No Driver	Time	No Driver	Time	No Driver	Time	Pos	No Driver		
1	1 I.GERSTL	18.460	1 I.GERSTL	27.903	1 I.GERSTL	39.832	1	1 I.GERSTL	1:26.195	1:26.195 (1)
2	37 L.MARTUCCI	19.420	19 C.HÖHER	29.574	19 C.HÖHER	42.227	2	37 L.MARTUCCI	1:31.313	1:31.397 (2)
3	27 M.GHIOTTO	19.534	27 M.GHIOTTO	29.575	37 L.MARTUCCI	42.312	3	27 M.GHIOTTO	1:31.490	1:31.821 (4)
4	29 M.FAGGIONATO	19.650	37 L.MARTUCCI	29.581	27 M.GHIOTTO	42.381	4	19 C.HÖHER	1:31.499	1:31.637 (3)
5	19 C.HÖHER	19.698	29 M.FAGGIONATO	30.013	29 M.FAGGIONATO	42.857	5	29 M.FAGGIONATO	1:32.520	1:33.082 (5)
6	69 S.DE PLANO	20.232	47 W.STEDING	30.817	69 S.DE PLANO	43.839	6	69 S.DE PLANO	1:35.174	1:35.355 (6)
7	47 W.STEDING	20.316	69 S.DE PLANO	31.103	7 U.EHNINGER	44.163	7	47 W.STEDING	1:35.454	1:35.454 (7)
8	7 U.EHNINGER	20.509	7 U.EHNINGER	31.622	30 R.HOFFMANN	44.254	8	7 U.EHNINGER	1:36.294	1:36.294 (8)
9	16 N.MATILE	20.784	16 N.MATILE	31.766	47 W.STEDING	44.321	9	30 R.HOFFMANN	1:36.852	1:37.329 (10)
10	30 R.HOFFMANN	20.809	30 R.HOFFMANN	31.789	16 N.MATILE	44.664	10	16 N.MATILE	1:37.214	1:37.214 (9)
11	15 C.FERSTL	21.322	15 C.FERSTL	32.601	15 C.FERSTL	45.608	11	15 C.FERSTL	1:39.531	1:39.531 (11)
12	31 M.ABERER	22.039	31 M.ABERER	33.265	31 M.ABERER	47.400	12	31 M.ABERER	1:42.704	1:43.468 (12)
13	28 B.JARACH	24.040	28 B.JARACH	36.567	28 B.JARACH	50.395	13	28 B.JARACH	1:51.002	1:51.241 (13)
14	36 R.VANNI	27.723	36 R.VANNI	40.233	36 R.VANNI	56.663	14	36 R.VANNI	2:04.619	2:04.619 (14)



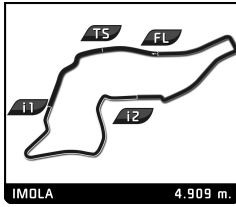
Boss GP

Gruppo Peroni Race 11-12.07.2020

Qualifying

Best Top Speed

No Driver	Team	Class	Top 1		Top 2		Top 3		Top 4		Top 5		Avg
			Kph	Lap	Kph	Lap	Kph	Lap	Kph	Lap	Kph	Lap	
1 Ingo GERSTL	Team Top Speed	Open	316.9	4	315.0	3	294.8	2	247.9	5	180.9	1	271,1
7 Ulf EHNINGER		Open	296.5	11	296.5	8	295.6	10	294.8	9	294.8	7	295,6
30 Roman HOFFMANN		Formula	291.6	7	291.6	9	290.8	8	290.0	3	290.0	5	290,8
15 Christian FERSTL	Team Top Speed	Formula	290.8	2	283.0	4	272.1	3	266.6	5	196.0	1	261,7
19 Christopher HÖHER	Team Top Speed	Formula	290.8	4	290.0	5	285.3	3	280.7	2	268.6	6	283,1
29 Marc FAGGIONATO		Formula	289.2	4	287.6	3	283.8	2	239.5	5	151.9	1	250,4
37 Luca MARTUCCI		Formula	288.4	5	288.4	7	287.6	3	286.8	4	283.0	6	286,8
47 Walter STEDING	Scuderia Palladio	Formula	286.1	6	285.3	4	283.0	3	283.0	5	262.6	2	280,0
27 Marco GHIOTTO	Scuderia Palladio	Formula	285.3	3	284.5	2	284.5	5	283.8	4	203.1	1	268,2
69 Salvatore DE PLANO		Formula	280.7	2	280.0	3	279.3	4	279.3	9	275.6	7	279,0
16 Nicolas MATILE		Formula	275.6	11	275.6	10	274.9	12	274.9	7	274.2	6	275,0
31 Michael ABERER		Formula	270.0	6	267.9	5	266.6	3	260.0	4	258.8	2	264,7
28 Bruno JARACH		Formula	264.6	6	263.3	3	258.8	9	251.4	7	250.2	4	257,7
36 Roberto VANNI		Formula	204.3	4	198.6	3	197.1	2	118.5	1			179,6
71 Riccardo PONZIO	Adriatica Competition	Open											



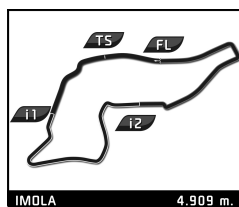
Boss GP

Gruppo Peroni Race 11-12.07.2020

Qualifying

Fastest Lap Sequence

Elapsed	No Driver	Team	Car	Class	Time	Kph	Lap
3:48.805	1 Ingo GERSTL	Team Top Speed	TORO ROSSO F1 - STR1	Open	1:40.471	175.9	2
3:50.328	27 Marco GHIOTTO	Scuderia Palladio	DALLARA GP2	Formula	1:39.473	177.7	2
4:32.084	19 Christopher HÖHER	Team Top Speed	DALLARA GP2	Formula	1:32.405	191.2	2
5:15.967	1 Ingo GERSTL	Team Top Speed	TORO ROSSO F1 - STR1	Open	1:27.162	202.8	3
6:42.162	1 Ingo GERSTL	Team Top Speed	TORO ROSSO F1 - STR1	Open	1:26.195	205.0	4



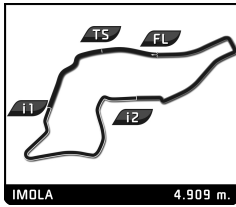
Boss GP

Gruppo Peroni Race 11-12.07.2020

Qualifying

Sector Analysis

_ Invalidated Lap							■ Personal Best							■ Session Best							B Crossing the finish line in the pit lane																																																														
Lap	Time	Sector 1	Sector 2	Sector 3	T.Spd	Elapsed	Lap	Time	Sector 1	Sector 2	Sector 3	T.Spd	Elapsed	Lap	Time	Sector 1	Sector 2	Sector 3	T.Spd	Elapsed	Lap	Time	Sector 1	Sector 2	Sector 3	T.Spd	Elapsed																																																								
1 Ingo GERSTL AUT																																																																																			
Team Top Speed TORO ROSSO F1 - STR1																																																																																			
1	2:08.334	52.826	31.332	44.176	180.9	2:08.334	2	1:40.471	22.697	32.933	44.841	294.8	3:48.805	3	1:27.162	18.599	28.454	40.109	315.0	5:15.967	4	1:26.195	18.460	27.903	39.832	316.9	6:42.162	5	2:31.234 B	22.909	40.379	1:27.946	247.9	9:13.396																																																	
7 Ulf EHNINGER DEU																																																																																			
BENETTON F1 - B197																																																																																			
1	12:16.175	...	37.327	50.104	169.9	12:16.175	2	1:43.414	23.536	33.306	46.572	228.6	13:59.589	3	1:37.860	20.823	32.123	44.914	294.0	15:37.449	4	3:36.608 B	21.841	33.342	2:41.425	294.8	19:14.057	5	1:56.612	38.222	32.701	45.689	206.7	21:10.669	6	1:38.502	20.913	32.367	45.222	294.8	22:49.171	7	1:37.257	20.723	32.117	44.417	294.8	24:26.428	8	1:39.175	20.596	31.851	46.728	296.5	26:05.603	9	1:37.178	20.698	32.098	44.382	294.8	27:42.781	10	1:36.598	20.591	31.831	44.176	295.6	29:19.379	11	1:36.294	20.509	31.622	44.163	296.5	30:55.673							
15 Christian FERSTL AUT																																																																																			
Team Top Speed DALLARA GP2																																																																																			
1	14:02.379	...	34.047	47.189	196.0	14:02.379	2	1:40.414	21.368	32.985	46.061	290.8	15:42.793	3	1:41.124	21.691	32.936	46.497	272.1	17:23.917	4	1:39.531	21.322	32.601	45.608	283.0	19:03.448	5	2:12.472 B	21.920	34.576	1:15.976	266.6	21:15.920																																																	
16 Nicolas MATILE MCO																																																																																			
LOLA AUTO GP																																																																																			
1	12:54.314	...	36.952	49.759	154.7	12:54.314	2	1:42.888	21.791	33.960	47.137	270.7	14:37.202	3	1:41.592	21.981	32.888	46.723	271.4	16:18.794	4	1:39.990	21.345	32.523	46.122	273.5	17:58.784	5	1:39.413	21.214	31.894	46.305	272.8	19:38.197	6	1:40.080	21.351	32.452	46.277	274.2	21:18.277	7	1:38.826	21.176	32.041	45.609	274.9	22:57.103	8	1:38.970	21.090	32.055	45.825	274.2	24:36.073	9	1:53.073	25.049	37.385	50.639	216.9	26:29.146	10	1:39.151	21.424	32.044	45.683	275.6	28:08.297	11	1:38.570	21.146	32.085	45.339	275.6	29:46.867	12	1:37.214	20.784	31.766	44.664	274.9	31:24.081
19 Christopher HÖHER AUT																																																																																			
Team Top Speed DALLARA GP2																																																																																			
1	2:59.679	1:38.053	37.152	44.474	60.8	2:59.679	2	1:32.405	20.160	29.742	42.503	280.7	4:32.084	3	1:32.204	20.000	29.574	42.630	285.3	6:04.288	4	1:32.065	19.868	29.731	42.466	290.8	7:36.353	5	1:31.637	19.698	29.712	42.227	290.0	9:07.990	6	2:04.607 B	22.050	31.970	1:10.587	268.6	11:12.597																																										
27 Marco GHIOTTO ITA																																																																																			
Scuderia Palladio DALLARA GP2																																																																																			
1	13:06.195	...	36.259	48.043	155.9	13:06.195																																																																													
28 Bruno JARACH EST																																																																																			
DALLARA GP2																																																																																			
1	14:42.600	...	44.318	57.691	133.3	14:42.600	2	1:55.895	24.782	38.421	52.692	247.9	16:38.495	3	1:53.940	24.328	37.924	51.688	263.3	18:32.435	4	1:53.741	24.133	38.313	51.295	250.2	20:26.176	5	1:54.479	25.915	38.169	50.395	179.7	22:20.655	6	1:52.431	24.423	37.266	50.742	264.6	24:13.086	7	1:53.115	24.040	37.179	51.896	251.4	26:06.201	8	1:51.241	24.200	36.567	50.474	229.6	27:57.442	9	2:17.567	26.937	47.620	1:03.010	258.8	30:15.009																					
29 Marc FAGGIONATO MCO																																																																																			
DALLARA GP2																																																																																			
1	3:54.368	2:33.373	33.575	47.420	151.9	3:54.368	2	1:34.869	20.781	30.730	43.358	283.8	5:29.237	3	1:33.082	20.187	30.013	42.882	287.6	7:02.319	4	1:33.146	19.650	30.639	42.857	289.2	8:35.465	5	2:13.418 B	23.205	32.526	1:17.687	239.5	10:48.883																																																	
30 Roman HOFFMANN AUT																																																																																			
DALLARA GP2																																																																																			
1	13:15.979	...	35.964	46.855	138.5	13:15.979	2	1:39.359	21.556	32.522	45.281	286.1	14:55.338	3	1:39.617	21.419	32.583	45.615	290.0	16:34.955	4	1:38.099	21.467	31.789	44.843	289.2	18:13.054	5	1:38.476	21.195	31.867	45.414	290.0	19:51.530	6	1:39.685	21.153	33.674	44.858	290.0	21:31.215	7	1:37.386	20.911	32.221	44.254	291.6	23:08.601	8	1:37.329	20.955	31.872	44.502	290.8	24:45.930	9	2:08.567 B	20.809	32.151	1:15.607	291.6	26:54.497																					
31 Michael ABERER AUT																																																																																			
DALLARA WSR3.5																																																																																			
1	13:42.579	...	36.636	51.671	148.4	13:42.579	2	1:45.596	22.656	34.812	48.128	258.8	15:28.175	3	1:45.488	22.346	34.561	48.581	266.6	17:13.663	4	1:43.697	22.651	33.646	47.400	260.0	18:57.360	5	1:43.468	22.039	33.645	47.784	267.9	20:40.828	6	2:13.087 B	22.296	33.265	1:17.526	270.0	22:53.915																																										
36 Roberto VANNI ITA																																																																																			
LOLA T96/50																																																																																			
1	17:30.302	...	45.212	1:00.790	118.5	17:30.302	2	2:07.660	27.914	42.527	57.219	197.1	19:37.962	3	2:08.797	28.812	42.168	57.817	198.6	21:46.759	4	2:04.619	27.723	40.233	56.663	204.3	23:51.378																																																								
37 Luca MARTUCCI ITA																																																																																			
DALLARA GP2																																																																																			
1	13:06.195	...	36.259	48.043	155.9	13:06.195																																																																													



Boss GP

Gruppo Peroni Race 11-12.07.2020

Qualifying

Sector Analysis

— Invalidated Lap ■ Personal Best ■ Session Best B Crossing the finish line in the pit lane

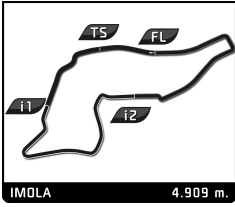
Lap	Time	Sector 1	Sector 2	Sector 3	T.Spd	Elapsed	Lap	Time	Sector 1	Sector 2	Sector 3	T.Spd	Elapsed
2	1:35.219	20.222	30.746	44.251	282.2	14:41.414							
3	1:33.770	19.759	30.627	43.384	287.6	16:15.184							
4	1:31.900	19.741	29.581	42.578	286.8	17:47.084							
5	1:31.752	19.763	29.630	42.359	288.4	19:18.836							
6	1:48.343	22.286	37.672	48.385	283.0	21:07.179							
7	1:31.397	19.420	29.665	42.312	288.4	22:38.576							

47 **Walter STEDING** DEU
Scuderia Palladio DALLARA GP2

1	14:43.121	...	38.836	51.210	109.2	14:43.121
2	1:41.655	24.073	32.714	44.868	262.6	16:24.776
3	1:35.454	20.316	30.817	44.321	283.0	18:00.230
4	1:41.204	20.427	31.556	49.221	285.3	19:41.434
5	1:39.462	21.918	32.156	45.388	283.0	21:20.896
6	1:36.677	20.418	31.568	44.691	286.1	22:57.573

69 **Salvatore DE PLANO** ITA
LOLA B05/52

1	15:34.967	...	38.242	52.513	168.5	15:34.967
2	1:38.265	21.006	32.100	45.159	280.7	17:13.232
3	1:36.806	20.804	31.764	44.238	280.0	18:50.038
4	1:36.212	20.564	31.103	44.545	279.3	20:26.250
5	2:14.219B	27.449	34.480	1:12.290	171.5	22:40.469
6	3:55.448	2:33.087	35.209	47.152	163.1	26:35.917
7	1:36.621	20.690	31.554	44.377	275.6	28:12.538
8	1:35.355	20.232	31.284	43.839	275.6	29:47.893
9	2:03.660B	20.316	31.761	1:11.583	279.3	31:51.553

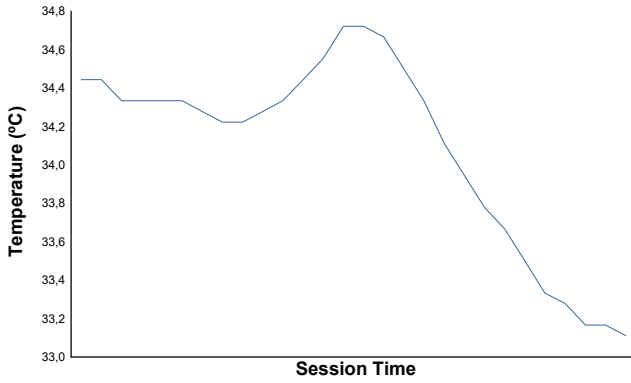


Gruppo Peroni Race 11-12.07.2020

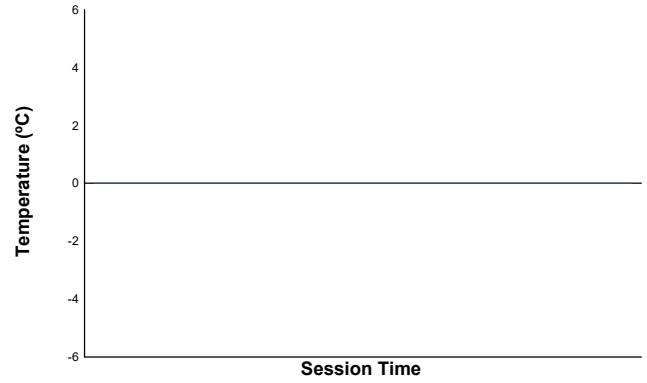
Boss GP Qualifying

Weather Report

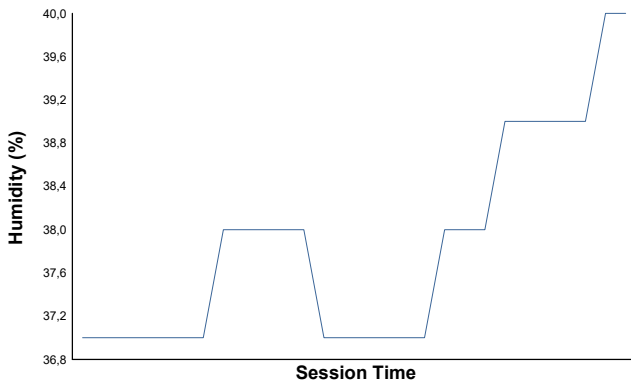
Air Temperature



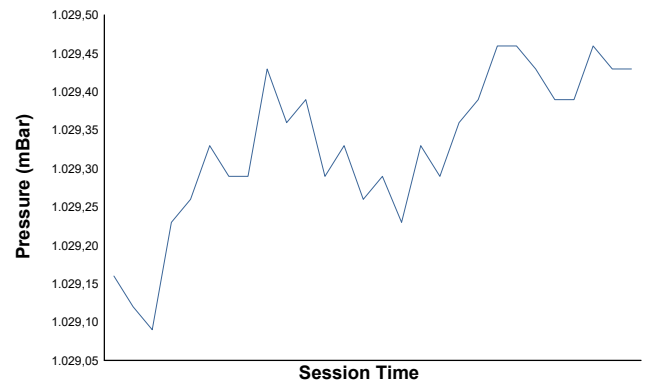
Track Temperature



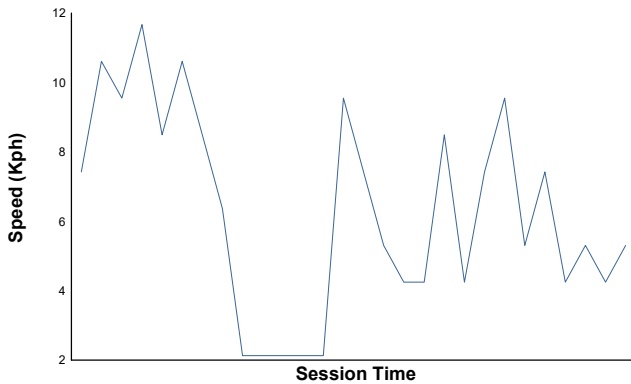
Humidity



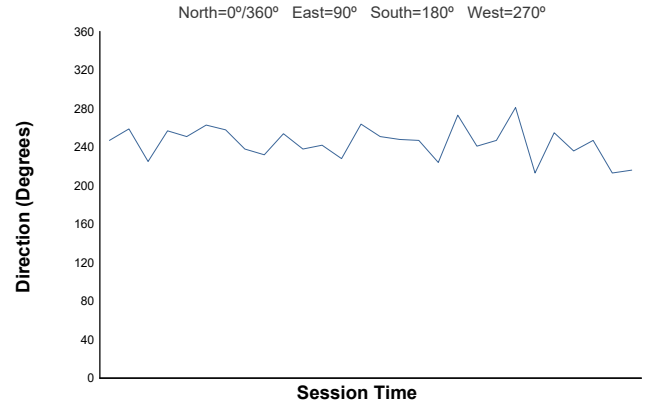
Pressure



Wind Speed



Wind Direction



Track Status: **DRY**