

IMOLA 4.909 m.

# Boss GP

## Gruppo Peroni Race 11-12.07.2020

### Free Practice 2

### Classification

No	Driver	Nat	Team	Car	Cl.	Time	Lap Total	Gap	Kph
1	1 Ingo GERSTL	AUT	Team Top Speed	TORO ROSSO F1 - STR1	Open	<b>1:27.866</b>	2 5	-	- <b>201.1</b>
2	19 Christopher HÖHER	AUT	Team Top Speed	DALLARA GP2	Formula	<b>1:33.233</b>	4 10	+5.367	+5.367 <b>189.6</b>
3	27 Marco GHIOTTO	ITA	Scuderia Palladio	DALLARA GP2	Formula	<b>1:33.454</b>	8 11	+5.588	+0.221 <b>189.1</b>
4	29 Marc FAGGIONATO	MCO		DALLARA GP2	Formula	<b>1:33.469</b>	9 12	+5.603	+0.015 <b>189.1</b>
5	71 Riccardo PONZIO	ITA	Adriatica Competition	JAGUAR F1 - R3	Open	<b>1:34.099</b>	4 5	+6.233	+0.630 <b>187.8</b>
6	47 Walter STEDING	DEU	Scuderia Palladio	DALLARA GP2	Formula	<b>1:36.496</b>	4 11	+8.630	+2.397 <b>183.1</b>
7	7 Ulf EHNINGER	DEU		BENETTON F1 - B197	Open	<b>1:36.876</b>	10 10	+9.010	+0.380 <b>182.4</b>
8	16 Nicolas MATILE	MCO		LOLA AUTO GP	Formula	<b>1:38.790</b>	9 12	+10.924	+1.914 <b>178.9</b>
9	69 Salvatore DE PLANO	ITA		LOLA B05/52	Formula	<b>1:38.947</b>	7 7	+11.081	+0.157 <b>178.6</b>
10	15 Christian FERSTL	AUT	Team Top Speed	DALLARA GP2	Formula	<b>1:42.007</b>	9 9	+14.141	+3.060 <b>173.2</b>
11	30 Roman HOFFMANN	AUT		DALLARA GP2	Formula	<b>1:42.191</b>	8 8	+14.325	+0.184 <b>172.9</b>
12	28 Bruno JARACH	EST		DALLARA GP2	Formula	<b>1:57.067</b>	9 11	+29.201	+14.876 <b>151.0</b>
13	36 Roberto VANNI	ITA		LOLA T96/50	Formula	<b>2:10.925</b>	3 5	+43.059	+13.858 <b>135.0</b>
14	31 Michael ABERER	AUT		DALLARA WSR3.5	Formula		1		
15	37 Luca MARTUCCI	ITA		DALLARA GP2	Formula		2		
16	72 Roberto DI GIUSEPPE	ITA	Adriatica Competition	JAGUAR F1 - R3	Open				
17	88 Florian SCHNITZENBAUMER	DEU	Team Top Speed	DALLARA GP2	Formula				

**Fastest Lap:** Lap 2 Ingo GERSTL 1:27.866 201.1 Kph

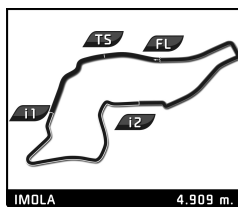
Published at: .....

Track Status: **DRY**

**Race Director:**  
Massimiliano Ghinassi

**Timekeeper:**  
Rapi Andrea





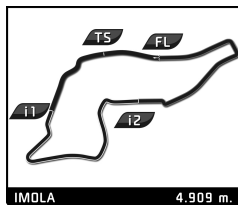
## Boss GP

### Gruppo Peroni Race 11-12.07.2020

### Free Practice 2

### Best Sector Times

Sector 1			Sector 2			Sector 3			Ideal Lap	Best Lap
Pos	No Driver	Time	No Driver	Time	No Driver	Time	Pos	No Driver		
1	1 I.GERSTL	18.168	1 I.GERSTL	28.420	1 I.GERSTL	40.507	1	1 I.GERSTL	1:27.095	1:27.866 (1)
2	27 M.GHIOTTO	19.770	71 R.PONZIO	29.898	19 C.HÖHER	42.627	2	19 C.HÖHER	1:32.589	1:33.233 (2)
3	29 M.FAGGIONATO	19.920	19 C.HÖHER	29.958	29 M.FAGGIONATO	42.860	3	29 M.FAGGIONATO	1:32.753	1:33.469 (4)
4	19 C.HÖHER	20.004	29 M.FAGGIONATO	29.973	27 M.GHIOTTO	42.943	4	27 M.GHIOTTO	1:32.892	1:33.454 (3)
5	71 R.PONZIO	20.253	27 M.GHIOTTO	30.179	71 R.PONZIO	43.948	5	71 R.PONZIO	1:34.099	1:34.099 (5)
6	47 W.STEDING	20.265	47 W.STEDING	31.476	7 U.EHNINGER	44.442	6	47 W.STEDING	1:36.319	1:36.496 (6)
7	37 L.MARTUCCI	20.460	7 U.EHNINGER	31.855	47 W.STEDING	44.578	7	7 U.EHNINGER	1:36.758	1:36.876 (7)
8	7 U.EHNINGER	20.461	16 N.MATILE	31.975	16 N.MATILE	45.506	8	16 N.MATILE	1:38.527	1:38.790 (8)
9	69 S.DE PLANO	20.980	69 S.DE PLANO	32.385	69 S.DE PLANO	45.582	9	69 S.DE PLANO	1:38.947	1:38.947 (9)
10	16 N.MATILE	21.046	15 C.FERSTL	33.238	30 R.HOFFMANN	45.741	10	30 R.HOFFMANN	1:40.790	1:42.191 (11)
11	15 C.FERSTL	21.600	30 R.HOFFMANN	33.378	15 C.FERSTL	46.464	11	15 C.FERSTL	1:41.302	1:42.007 (10)
12	30 R.HOFFMANN	21.671	31 M.ABERER	34.600	31 M.ABERER	48.975	12	37 L.MARTUCCI	1:45.762	
13	31 M.ABERER	22.688	37 L.MARTUCCI	35.115	37 L.MARTUCCI	50.187	13	31 M.ABERER	1:46.263	
14	28 B.JARACH	25.174	28 B.JARACH	38.146	28 B.JARACH	53.146	14	28 B.JARACH	1:56.466	1:57.067 (12)
15	36 R.VANNI	28.222	36 R.VANNI	40.105	36 R.VANNI	58.588	15	36 R.VANNI	2:06.915	2:10.925 (13)



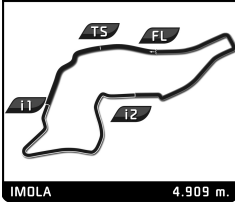
## Boss GP

### Gruppo Peroni Race 11-12.07.2020

### Free Practice 2

### Best Top Speed

No Driver	Team	Class	Top 1		Top 2		Top 3		Top 4		Top 5		Avg
			Kph	Lap	Kph	Lap	Kph	Lap	Kph	Lap	Kph	Lap	
1 Ingo GERSTL	Team Top Speed	Open	310.4	3	301.5	2	291.6	5	184.4	4	82.9	1	234,2
7 Ulf EHNINGER		Open	295.6	9	295.6	7	294.8	10	294.0	6	293.2	8	294,6
19 Christopher HÖHER	Team Top Speed	Formula	290.0	5	288.4	9	287.6	10	286.8	4	286.1	7	287,8
29 Marc FAGGIONATO		Formula	290.0	4	289.2	11	289.2	9	288.4	3	287.6	10	288,9
15 Christian FERSTL	Team Top Speed	Formula	288.4	4	286.1	9	263.9	3	258.1	6	256.9	7	270,7
30 Roman HOFFMANN		Formula	286.1	8	270.7	6	251.4	5	237.3	7	232.1	2	255,5
47 Walter STEDING	Scuderia Palladio	Formula	285.3	8	284.5	3	283.8	9	283.0	11	283.0	5	283,9
27 Marco GHIOTTO	Scuderia Palladio	Formula	283.0	11	283.0	5	282.2	3	282.2	4	282.2	10	282,5
37 Luca MARTUCCI		Formula	280.7	2	167.7	1							224,2
69 Salvatore DE PLANO		Formula	280.7	3	280.7	7	279.3	5	278.5	2	170.7	6	258,0
16 Nicolas MATILE		Formula	274.9	9	273.5	12	273.5	11	273.5	10	273.5	8	273,8
71 Riccardo PONZIO	Adriatica Competition	Open	260.7	4	256.3	3	255.7	2	207.1	5	185.0	1	233,0
28 Bruno JARACH		Formula	240.0	9	238.9	8	236.8	10	234.7	7	234.2	3	236,9
36 Roberto VANNI		Formula	186.7	4	184.7	3	120.7	2	115.7	5			152,0
31 Michael ABERER		Formula	161.8	1									161,8
72 Roberto DI GIUSEPPE	Adriatica Competition	Open											
88 Florian SCHNITZENBAUME	Team Top Speed	Formula											



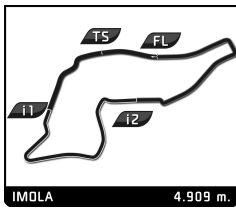
# Boss GP

## Gruppo Peroni Race 11-12.07.2020

### Free Practice 2

### Fastest Lap Sequence

Elapsed	No	Driver	Team	Car	Class	Time	Kph	Lap
4:00.435	27	Marco GHIOTTO	Scuderia Palladio	DALLARA GP2	Formula	<b>1:34.648</b>	186.7	2
5:34.289	27	Marco GHIOTTO	Scuderia Palladio	DALLARA GP2	Formula	<b>1:33.854</b>	188.3	3
6:01.472	1	Ingo GERSTL	Team Top Speed	TORO ROSSO F1 - STR1	Open	<b>1:27.866</b>	201.1	2



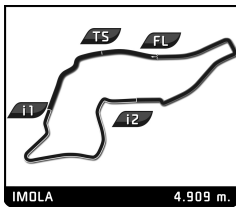
# Boss GP

## Gruppo Peroni Race 11-12.07.2020

### Free Practice 2

## Sector Analysis

_ Invalidated Lap							■ Personal Best							■ Session Best							B Crossing the finish line in the pit lane																																																																					
Lap	Time	Sector 1	Sector 2	Sector 3	T.Spd	Elapsed	Lap	Time	Sector 1	Sector 2	Sector 3	T.Spd	Elapsed	Lap	Time	Sector 1	Sector 2	Sector 3	T.Spd	Elapsed	Lap	Time	Sector 1	Sector 2	Sector 3	T.Spd	Elapsed																																																															
<b>1</b>	Ingo GERSTL AUT						TORO ROSSO F1 - STR1						AUT						TORO ROSSO F1 - STR1																																																																							
Team Top Speed																																																																																										
1	4:33.606	3:07.786	41.183	44.637	82.9	4:33.606	7	1:33.649	20.572	30.180	42.897	286.1	22:41.111	8	1:33.292	20.076	30.589	42.627	283.8	24:14.403	9	1:34.070	20.004	30.044	44.022	288.4	25:48.473	10	1:54.313B	20.139	29.958	1:04.216	287.6	27:42.786																																																								
2	1:27.866	18.939	28.420	40.507	301.5	6:01.472	11	1:35.253	20.980	30.882	43.391	283.0	27:28.077																																																																													
3	1:55.268B	18.168	29.558	1:07.542	310.4	7:56.740																																																																																				
4	15:29.917	...	37.969	48.433	184.4	23:26.657																																																																																				
5	2:02.863B	18.819	31.111	1:12.933	291.6	25:29.520																																																																																				
<b>7</b>	Ulf EHNINGER DEU						BENETTON F1 - B197						ITA						DALLARA GP2																																																																							
Team Top Speed																																																																																										
1	2:30.054	1:01.044	38.732	50.278	69.6	2:30.054	1	2:25.787	1:03.433	36.074	46.280	168.3	2:25.787	2	1:34.648	20.429	30.630	43.589	279.3	4:00.435	3	1:33.854	20.096	30.179	43.579	282.2	5:34.289	4	1:34.335	19.770	31.398	43.167	282.2	7:08.624	5	1:39.764	19.966	31.865	47.933	283.0	8:48.388	6	10:26.839B	30.397	37.384	9:19.058	147.4	19:15.227	7	1:55.895	39.292	32.540	44.063	198.2	21:11.122	8	1:33.454	20.208	30.303	42.943	279.3	22:44.576	9	1:34.381	20.128	30.376	43.877	280.7	24:18.957	10	1:33.867	20.307	30.429	43.131	282.2	25:52.824	11	1:35.253	20.980	30.882	43.391	283.0	27:28.077							
2	1:42.588	22.784	33.614	46.190	257.5	4:12.642																																																																																				
3	1:39.750	21.328	32.908	45.514	285.3	5:52.392																																																																																				
4	14:22.387B	21.127	33.057	...	292.4	20:14.779																																																																																				
5	2:04.677	41.931	35.514	47.232	165.1	22:19.456																																																																																				
6	1:38.809	21.013	32.755	45.041	294.0	23:58.265																																																																																				
7	1:39.097	20.507	33.105	45.485	295.6	25:37.362																																																																																				
8	1:38.035	20.538	32.291	45.206	293.2	27:15.397																																																																																				
9	1:37.277	20.461	32.269	44.547	295.6	28:52.674																																																																																				
10	1:36.876	20.579	31.855	44.442	294.8	30:29.550																																																																																				
<b>15</b>	Christian FERSTL AUT						DALLARA GP2						EST						DALLARA GP2																																																																							
Team Top Speed																																																																																										
1	4:57.373	3:29.416	37.985	49.972	150.6	4:57.373	1	3:20.512	1:27.881	49.186	1:03.445	113.7	3:20.512	2	2:06.133	27.028	41.399	57.706	210.8	5:26.645	3	2:02.128	25.694	40.190	56.244	234.2	7:28.773	4	2:42.540B	25.991	39.966	1:36.583	233.6	10:11.313	5	9:22.217B	...	38.984	49.678	199.7	19:33.530	6	2:20.260	45.103	40.245	54.912	154.3	21:53.790	7	1:57.430	25.545	38.739	53.146	234.7	23:51.220	8	1:58.409	25.174	39.761	53.474	238.9	25:49.629	9	1:57.067	25.667	38.146	53.254	240.0	27:46.696	10	1:58.941	26.783	38.792	53.366	236.8	29:45.637	11	1:59.846	26.034	39.952	53.860	216.9	31:45.483							
2	1:44.488	22.401	34.022	48.065	238.9	6:41.861																																																																																				
3	1:42.162	21.899	33.408	46.855	263.9	8:24.023																																																																																				
4	2:45.519B	22.484	50.255	1:32.780	288.4	11:09.542																																																																																				
5	12:17.502	...	38.984	49.678	199.7	23:27.044																																																																																				
6	1:43.136	21.735	34.543	46.858	258.1	25:10.180																																																																																				
7	1:42.279	21.648	33.238	47.393	256.9	26:52.459																																																																																				
8	1:42.832	22.634	33.607	46.591	246.7	28:35.291																																																																																				
9	1:42.007	21.600	33.943	46.464	286.1	30:17.298																																																																																				
<b>16</b>	Nicolas MATILE MCO						LOLA AUTO GP						MCO						DALLARA GP2																																																																							
Team Top Speed																																																																																										
1	2:52.075	1:20.301	39.837	51.937	134.1	2:52.075	1	3:53.778	2:21.994	39.904	51.880	122.9	3:53.778	2	1:42.703	23.521	32.985	46.197	243.3	5:36.481	3	1:37.532	20.778	33.193	43.561	288.4	7:14.013	4	1:35.624	19.936	29.973	45.715	290.0	8:49.637	5	2:43.696B	33.673	42.306	1:27.717	145.2	11:33.333	6	10:09.041	8:49.598	34.393	45.050	139.3	21:42.374	7	1:42.994	20.449	34.814	47.731	286.1	23:25.368	8	1:35.417	20.264	31.561	43.592	286.8	25:00.785	9	1:33.469	20.254	30.355	42.860	289.2	26:34.254	10	1:33.559	20.003	30.269	43.287	287.6	28:07.813	11	1:40.531	19.920	31.053	49.558	289.2	29:48.344	12	1:51.073	26.056	34.669	50.348	208.3	31:39.417
2	1:50.553	23.437	36.975	50.141	260.7	4:42.628																																																																																				
3	2:06.315	25.941	42.400	57.974	233.6	6:48.943																																																																																				
4	1:46.288	22.372	36.181	47.735	272.8	8:35.231																																																																																				
5	2:37.617B	24.989	39.986	1:32.642	271.4	11:12.848																																																																																				
6	10:12.731	8:48.795	35.419	48.517	160.6	21:25.579																																																																																				
7	1:41.473	21.790	33.212	46.471	270.7	23:07.052																																																																																				
8	1:40.337	21.472	32.626	46.239	273.5	24:47.389																																																																																				
9	1:38.790	21.174	32.110	45.506	274.9	26:26.179																																																																																				
10	1:38.988	21.093	31.975	45.920	273.5	28:05.167																																																																																				
11	1:40.078	21.046	32.069	46.963	273.5	29:45.245																																																																																				
12	2:20.731B	21.374	37.156	1:22.201	273.5	32:05.976																																																																																				
<b>19</b>	Christopher HÖHER AUT						DALLARA GP2						AUT						DALLARA GP2																																																																							
Team Top Speed																																																																																										
1	2:18.729	1:00.416	33.407	44.906	60.8	2:18.729	1	7:02.313	5:35.202	38.310	48.801	145.0	7:02.313	2	1:47.005	23.048	34.787	49.170	232.1	8:49.318	3	2:39.207B	32.586	42.764	1:23.857	156.1	11:28.525	4	12:51.542	...	37.511	47.489	180.9	24:20.067	5	1:44.217	22.156	35.034	47.027	251.4	26:04.284	6	1:43.367	22.146	34.313	46.908	270.7	27:47.651	7	1:44.616	25.087	33.788	45.741	237.3	29:32.267																																			
2	1:58.251B	20.725	30.686	1:06.840	285.3	4:16.980																																																																																				
3	2:05.835	51.027	31.138	43.670	172.1	6:22.815																																																																																				
4	1:33.233	20.297	30.119	42.817	286.8	7:56.048																																																																																				
5	2:07.532B	20.159	32.074	1:15.299	290.0	10:03.580																																																																																				
6	11:03.882	9:48.145	31.609	44.128	196.7	21:07.462																																																																																				



# Boss GP

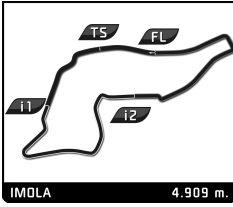
## Gruppo Peroni Race 11-12.07.2020

### Free Practice 2

## Sector Analysis

— Invalidated Lap    ■ Personal Best    ■ Session Best    B Crossing the finish line in the pit lane

Lap	Time	Sector 1	Sector 2	Sector 3	T.Sp	Elapsed	Lap	Time	Sector 1	Sector 2	Sector 3	T.Sp	Elapsed	
8	1:42.191	21.671	33.378	47.142	286.1	31:14.458								
<b>31</b>	<b>Michael ABERER</b>						AUT							
							DALLARA WSR3.5							
1	7:04.674	5:38.766	36.933	48.975	161.8	7:04.674								
<b>36</b>	<b>Roberto VANNI</b>						ITA							
							LOLA T96/50							
1	8:32.955	B				8:32.955								
2	12:53.862	...	43.629	58.588	120.7	21:26.817								
3	2:10.925	28.225	41.676	1:01.024	184.7	23:37.742								
4	2:50.098	B	28.222	40.105	1:41.771	186.7	26:27.840							
5	2:42.931	49.602	46.873	1:06.456	115.7	29:10.771								
<b>37</b>	<b>Luca MARTUCCI</b>						ITA							
							DALLARA GP2							
1	6:36.574	5:09.753	36.634	50.187	167.7	6:36.574								
2	13:08.091	B	20.460	51.683	...	280.7	19:44.665							
<b>47</b>	<b>Walter STEDING</b>						DEU							
							Scuderia Palladio							
1	2:55.260	1:28.301	37.811	49.148	129.5	2:55.260								
2	1:39.921	21.629	32.956	45.336	281.5	4:35.181								
3	1:37.198	20.640	31.648	44.910	284.5	6:12.379								
4	1:36.496	20.424	31.494	44.578	282.2	7:48.875								
5	11:36.720	B	20.265	31.463	...	283.0	19:25.595							
6	2:13.219	47.564	36.418	49.237	144.6	21:38.814								
7	1:49.862	22.529	37.320	50.013	255.0	23:28.676								
8	1:38.835	20.682	32.778	45.375	285.3	25:07.511								
9	1:41.381	20.708	32.501	48.172	283.8	26:48.892								
10	1:38.489	21.826	31.476	45.187	277.8	28:27.381								
11	1:37.448	20.795	31.756	44.897	283.0	30:04.829								
<b>69</b>	<b>Salvatore DE PLANO</b>						ITA							
							LOLA B05/52							
1	3:20.450	1:39.637	45.436	55.377	116.8	3:20.450								
2	1:41.855	21.905	33.431	46.519	278.5	5:02.305								
3	2:01.400	B	21.350	33.185	1:06.865	280.7	7:03.705							
4	16:27.627	...	42.475	51.956	100.9	23:31.332								
5	2:19.036	B	22.903	37.750	1:18.383	279.3	25:50.368							
6	3:18.893	1:59.506	33.575	45.812	170.7	29:09.261								
7	1:38.947	20.980	32.385	45.582	280.7	30:48.208								
<b>71</b>	<b>Riccardo PONZIO</b>						ITA							
							Adriatica Competition							
							JAGUAR F1 - R3							
1	3:40.735	2:20.375	33.760	46.600	185.0	3:40.735								
2	1:38.966	21.365	30.720	46.881	255.7	5:19.701								
3	1:42.350	20.654	33.782	47.914	256.3	7:02.051								
4	1:34.099	20.253	29.898	43.948	260.7	8:36.150								
5	2:40.157	B	27.462	40.819	1:31.876	207.1	11:16.307							

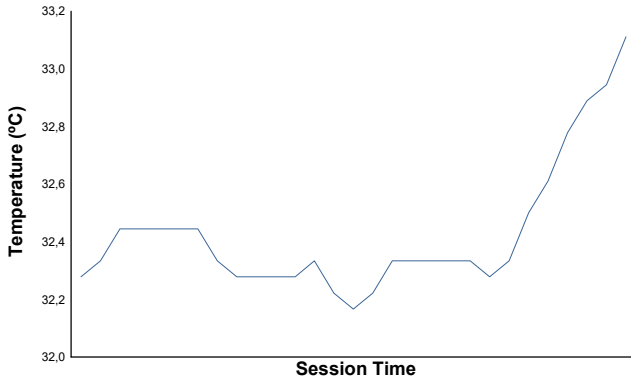


# Gruppo Peroni Race 11-12.07.2020

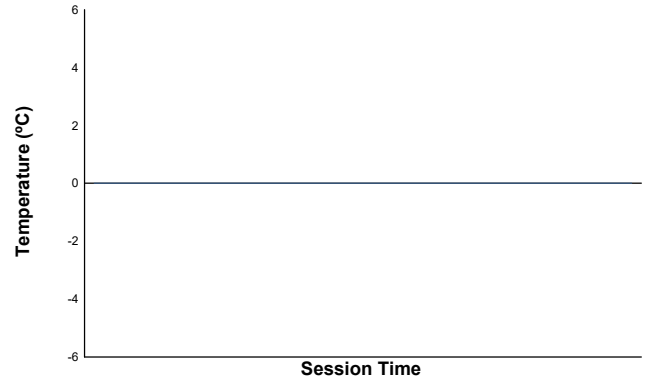
## Boss GP Free Practice 2

### Weather Report

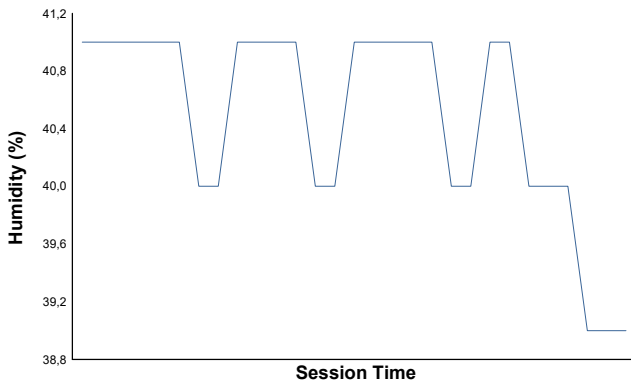
**Air Temperature**



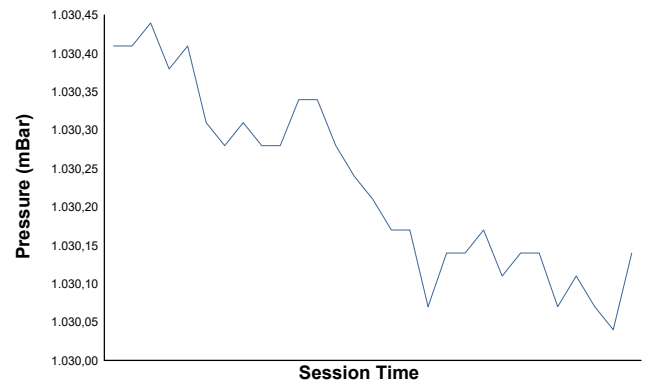
**Track Temperature**



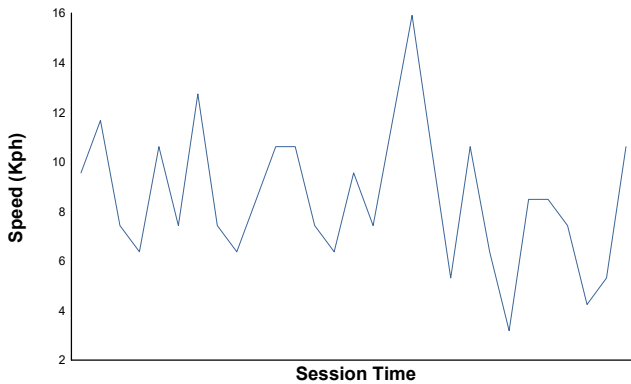
**Humidity**



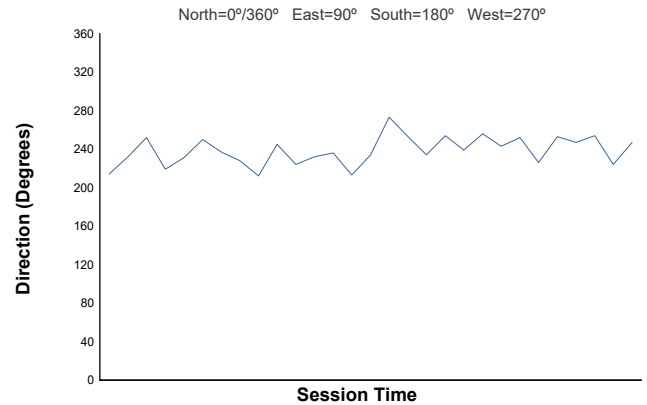
**Pressure**



**Wind Speed**



**Wind Direction**



Track Status: **DRY**