

Boss GP

Gruppo Peroni Race 11-12.07.2020

Free Practice 1

Classification

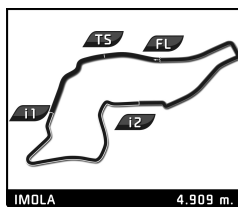
No	Driver	Nat	Team	Car	Cl.	Time	Lap Total	Gap	Kph
1	1 Ingo GERSTL	AUT	Team Top Speed	TORO ROSSO F1 - STR1	Open	1:26.096	8 9	- -	205.3
2	29 Marc FAGGIONATO	MCO		DALLARA GP2	Formula	1:34.457	16 16	+8.361 +8.361	187.1
3	27 Marco GHIOTTO	ITA	Scuderia Palladio	DALLARA GP2	Formula	1:35.435	7 10	+9.339 +0.978	185.2
4	37 Luca MARTUCCI	ITA		DALLARA GP2	Formula	1:35.734	15 15	+9.638 +0.299	184.6
5	19 Christopher HÖHER	AUT	Team Top Speed	DALLARA GP2	Formula	1:38.195	7 8	+12.099 +2.461	180.0
6	47 Walter STEDING	DEU	Scuderia Palladio	DALLARA GP2	Formula	1:38.767	11 12	+12.671 +0.572	178.9
7	69 Salvatore DE PLANO	ITA		LOLA B05/52	Formula	1:40.668	9 9	+14.572 +1.901	175.6
8	16 Nicolas MATILE	MCO		LOLA AUTO GP	Formula	1:41.571	15 15	+15.475 +0.903	174.0
9	7 Ulf EHNINGER	DEU		BENETTON F1 - B197	Open	1:43.960	5 5	+17.864 +2.389	170.0
10	31 Michael ABERER	AUT		DALLARA WSR3.5	Formula	1:44.488	11 12	+18.392 +0.528	169.1
11	15 Christian FERSTL	AUT	Team Top Speed	DALLARA GP2	Formula	1:46.547	7 9	+20.451 +2.059	165.9
12	30 Roman HOFFMANN	AUT		DALLARA GP2	Formula	1:54.064	7 8	+27.968 +7.517	154.9
13	36 Roberto VANNI	ITA		LOLA T96/50	Formula	2:10.321	6 6	+44.225 +16.257	135.6
14	28 Bruno JARACH	EST		DALLARA GP2	Formula				
15	71 Riccardo PONZIO	ITA	Adriatica Competition	JAGUAR F1 - R3	Open				
16	72 Roberto DI GIUSEPPE	ITA	Adriatica Competition	JAGUAR F1 - R3	Open				
17	88 Florian SCHNITZENBAUMER	DEU	Team Top Speed	DALLARA GP2	Formula				

Fastest Lap: Lap 8 | Ingo GERSTL | 1:26.096 | 205.3 Kph

Published at:

Track Status: **DRY**

Race Director: Massimiliano Ghinassi	Timekeeper: Rapi Andrea 
--	--



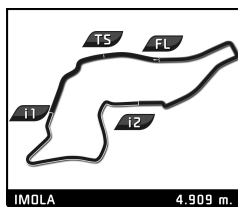
Boss GP

Gruppo Peroni Race 11-12.07.2020

Free Practice 1

Best Sector Times

Sector 1			Sector 2			Sector 3			Ideal Lap	Best Lap
Pos	No Driver	Time	No Driver	Time	No Driver	Time	Pos	No Driver		
1	1 I.GERSTL	18.047	1 I.GERSTL	27.489	1 I.GERSTL	40.560	1	1 I.GERSTL	1:26.096	1:26.096 (1)
2	37 L.MARTUCCI	20.117	37 L.MARTUCCI	30.527	29 M.FAGGIONATO	43.745	2	29 M.FAGGIONATO	1:34.457	1:34.457 (2)
3	27 M.GHIOTTO	20.130	29 M.FAGGIONATO	30.538	27 M.GHIOTTO	44.291	3	37 L.MARTUCCI	1:35.001	1:35.734 (4)
4	29 M.FAGGIONATO	20.174	27 M.GHIOTTO	31.014	37 L.MARTUCCI	44.357	4	27 M.GHIOTTO	1:35.435	1:35.435 (3)
5	47 W.STEDING	20.467	19 C.HÖHER	31.324	19 C.HÖHER	44.425	5	19 C.HÖHER	1:36.698	1:38.195 (5)
6	19 C.HÖHER	20.949	47 W.STEDING	31.943	47 W.STEDING	45.780	6	47 W.STEDING	1:38.190	1:38.767 (6)
7	69 S.DE PLANO	21.463	16 N.MATILE	32.596	69 S.DE PLANO	46.241	7	69 S.DE PLANO	1:40.668	1:40.668 (7)
8	16 N.MATILE	21.834	69 S.DE PLANO	32.964	7 U.EHNINGER	46.589	8	16 N.MATILE	1:41.238	1:41.571 (8)
9	7 U.EHNINGER	21.954	7 U.EHNINGER	33.649	16 N.MATILE	46.808	9	7 U.EHNINGER	1:42.192	1:43.960 (9)
10	31 M.ABERER	22.623	31 M.ABERER	33.744	31 M.ABERER	47.534	10	31 M.ABERER	1:43.901	1:44.488 (10)
11	15 C.FERSTL	23.010	15 C.FERSTL	34.590	15 C.FERSTL	48.876	11	15 C.FERSTL	1:46.476	1:46.547 (11)
12	30 R.HOFFMANN	25.126	30 R.HOFFMANN	37.772	30 R.HOFFMANN	51.166	12	30 R.HOFFMANN	1:54.064	1:54.064 (12)
13	36 R.VANNI	28.376	36 R.VANNI	40.363	36 R.VANNI	57.254	13	36 R.VANNI	2:05.993	2:10.321 (13)



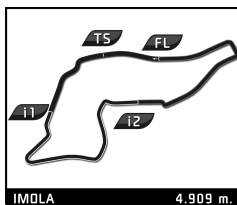
Boss GP

Gruppo Peroni Race 11-12.07.2020

Free Practice 1

Best Top Speed

No Driver	Team	Class	Top 1		Top 2		Top 3		Top 4		Top 5		Avg
			Kph	Lap	Kph	Lap	Kph	Lap	Kph	Lap	Kph	Lap	
1 Ingo GERSTL	Team Top Speed	Open	315.9	8	309.5	7	305.9	6	296.5	4	247.3	2	295,0
29 Marc FAGGIONATO		Formula	294.8	6	293.2	7	292.4	5	291.6	16	291.6	13	292,7
19 Christopher HÖHER	Team Top Speed	Formula	292.4	8	288.4	7	255.0	6	248.5	5	222.8	3	261,4
47 Walter STEDING	Scuderia Palladio	Formula	286.8	12	285.3	7	283.8	6	283.0	5	283.0	11	284,4
27 Marco GHIOTTO	Scuderia Palladio	Formula	283.8	8	283.0	7	282.2	6	281.5	9	280.7	10	282,2
37 Luca MARTUCCI		Formula	280.7	11	280.0	15	279.3	5	279.3	10	278.5	13	279,6
69 Salvatore DE PLANO		Formula	280.0	7	279.3	5	277.1	4	276.3	6	275.6	9	277,7
16 Nicolas MATILE		Formula	275.6	11	275.6	14	274.9	13	274.9	5	274.2	12	275,0
31 Michael ABERER		Formula	269.3	6	267.3	12	267.3	9	266.6	7	265.9	11	267,3
7 Ulf EHNINGER		Open	262.0	5	240.0	4	234.7	2	171.8	3	138.9	1	209,5
15 Christian FERSTL	Team Top Speed	Formula	250.2	7	247.9	9	236.8	8	213.0	6	205.5	5	230,7
30 Roman HOFFMANN		Formula	218.7	3	210.8	7	208.3	8	202.4	6	198.6	4	207,8
36 Roberto VANNI		Formula	185.0	6	177.9	3	127.8	5	120.0	4	87.8	2	139,7
28 Bruno JARACH		Formula											
71 Riccardo PONZIO	Adriatica Competition	Open											
72 Roberto DI GIUSEPPE	Adriatica Competition	Open											
88 Florian SCHNITZENBAUME	Team Top Speed	Formula											



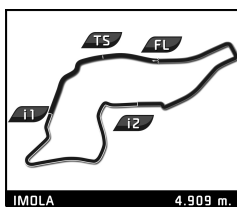
Boss GP

Gruppo Peroni Race 11-12.07.2020

Free Practice 1

Fastest Lap Sequence

Elapsed	No Driver	Team	Car	Class	Time	Kph	Lap
6:33.011	27 Marco GHIOTTO	Scuderia Palladio	DALLARA GP2	Formula	1:42.899	171.7	3
8:12.940	27 Marco GHIOTTO	Scuderia Palladio	DALLARA GP2	Formula	1:39.929	176.8	4
9:51.534	27 Marco GHIOTTO	Scuderia Palladio	DALLARA GP2	Formula	1:38.594	179.2	5
11:28.479	27 Marco GHIOTTO	Scuderia Palladio	DALLARA GP2	Formula	1:36.945	182.3	6
13:03.914	27 Marco GHIOTTO	Scuderia Palladio	DALLARA GP2	Formula	1:35.435	185.2	7
19:00.004	1 Ingo GERSTL	Team Top Speed	TORO ROSSO F1 - STR1	Open	1:28.371	200.0	6
21:55.048	1 Ingo GERSTL	Team Top Speed	TORO ROSSO F1 - STR1	Open	1:26.096	205.3	8



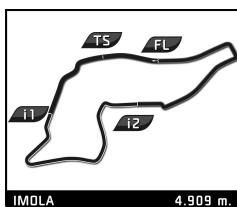
Boss GP

Gruppo Peroni Race 11-12.07.2020

Free Practice 1

Sector Analysis

_ Invalidated Lap							■ Personal Best							■ Session Best							B Crossing the finish line in the pit lane																	
Lap	Time	Sector 1	Sector 2	Sector 3	T.Sp	Elapsed	Lap	Time	Sector 1	Sector 2	Sector 3	T.Sp	Elapsed	Lap	Time	Sector 1	Sector 2	Sector 3	T.Sp	Elapsed	Lap	Time	Sector 1	Sector 2	Sector 3	T.Sp	Elapsed											
1	Ingo GERSTL AUT							5	1:40.405	22.600	32.202	45.603	248.5	15:36.587		6	1:38.958	22.793	31.740	44.425	255.0	17:15.545		7	1:38.195	21.104	32.636	44.455	288.4	18:53.740		8	2:06.003B	20.949	31.324	1:13.730	292.4	20:59.743
	Team Top Speed TORO ROSSO F1 - STR1																																					
1	3:09.328	1:26.489	49.017	53.822	85.5	3:09.328																																
2	2:14.400B	22.064	34.913	1:17.423	247.3	5:23.728																																
3	5:03.602	3:46.355	32.474	44.773	102.6	10:27.330																																
4	1:56.130B	19.325	31.723	1:05.082	296.5	12:23.460																																
5	5:08.173	3:44.347	40.111	43.715	99.9	17:31.633																																
6	1:28.371	18.509	28.386	41.476	305.9	19:00.004																																
7	1:28.948	18.472	28.292	42.184	309.5	20:28.952																																
8	1:26.096	18.047	27.489	40.560	315.9	21:55.048																																
9	1:56.765B	21.003	31.219	1:04.543	228.1	23:51.813																																
7	Uif EHNINGER DEU																																					
	Team Top Speed BENETTON F1 - B197																																					
1	2:42.843	1:03.505	42.738	56.600	138.9	2:42.843																																
2	3:44.633B	24.583	36.607	2:43.443	234.7	6:27.476																																
3	2:07.658	41.917	36.185	49.556	171.8	8:35.134																																
4	1:44.946	22.464	34.465	48.017	240.0	10:20.080																																
5	1:43.960	22.606	34.765	46.589	262.0	12:04.040																																
15	Christian FERSTL AUT																																					
	Team Top Speed DALLARA GP2																																					
1	2:46.945	1:08.144	41.538	57.263	133.0	2:46.945																																
2	1:55.381	25.505	34.810	55.066	177.6	4:42.326																																
3	2:22.121B	26.676	36.116	1:19.329	194.9	7:04.447																																
4	4:29.641	3:00.884	36.175	52.582	185.4	11:34.088																																
5	1:48.950	24.302	35.074	49.574	205.5	13:23.038																																
6	1:47.765	23.752	34.590	49.423	213.0	15:10.803																																
7	1:46.547	23.010	34.661	48.876	250.2	16:57.350																																
8	1:48.720	23.446	36.106	49.168	236.8	18:46.070																																
9	2:12.992B	23.252	34.979	1:14.761	247.9	20:59.062																																
27	Marco GHIOTTO ITA																																					
	Team Top Speed Scuderia Palladio DALLARA GP2																																					
1	2:59.368	1:24.124	41.915	53.329	144.8	2:59.368																																
2	1:50.744	22.248	32.949	55.547	277.8	4:50.112																																
3	1:42.899	22.406	33.412	47.081	263.9	6:33.011																																
4	1:39.929	20.753	31.435	47.741	279.3	8:12.940																																
5	1:38.594	21.918	31.408	45.268	271.4	9:51.534																																
6	1:36.945	20.412	31.232	45.301	282.2	11:28.479																																
7	1:35.435	20.130	31.014	44.291	283.0	13:03.914																																
8	1:37.513	20.387	31.692	45.434	283.8	14:41.427																																
9	1:39.077	20.366	31.238	47.473	281.5	16:20.504																																
10	1:36.772	20.312	31.484	44.976	280.7	17:57.276																																
29	Marc FAGGIONATO MCO																																					
	Team Top Speed DALLARA GP2																																					
1	2:54.812	1:14.883	42.179	57.750	123.4	2:54.812																																
2	1:59.082	25.616	36.639	56.827	218.7	4:53.894																																
3	1:45.967	23.406	33.389	49.172	261.3	6:39.861																																
4	1:41.957	21.839	32.671	47.447	286.1	8:21.818																																
5	1:44.452	21.098	36.682	46.672	292.4	10:06.270																																
6	1:45.132	21.088	34.345	49.699	294.8	11:51.402																																
7	1:39.115	20.796	32.109	46.210	293.2	13:30.517																																
8	1:39.117	20.645	31.716	46.756	291.6	15:09.634																																
9	1:54.829B	20.447	31.292	1:03.090	290.0	17:04.463																																
10	4:27.804	3:06.218	34.357	47.229	138.2	21:32.267																																
11	1:37.324	21.131	31.416	44.777	288.4	23:09.591																																
12	1:35.533	20.684	30.783	44.066	290.8	24:45.124																																
13	1:36.271	20.444	30.653	45.174	291.6	26:21.395																																
14	1:37.022	20.484	31.619	44.919	290.8	27:58.417																																
15	1:35.200	20.394	30.708	44.098	290.0	29:33.617																																
16	1:34.457	20.174	30.538	43.745	291.6	31:08.074																																
30	Roman HOFFMANN AUT																																					
	Team Top Speed DALLARA GP2																																					
1	6:02.563	4:13.046	49.811	59.706	132.5	6:02.563																																
2	2:11.691	28.887	42.539	1:00.265	180.6	8:14.254																																
3	2:00.716	26.075	40.529	54.112	218.7	10:14.970																																
4	2:04.667	27.244	41.543	55.880	198.6	12:19.637																																
5	2:05.900	27.639	41.881	56.380	173.5	14:25.537																																
6	2:01.615	27.679	38.390	55.546	202.4	16:27.152																																
7	1:54.064	25.126	37.772	51.166	210.8	18:21.216																																
8	2:25.410B	25.282	37.875	1:22.253	208.3	20:46.626																																
31	Michael ABERER AUT																																					
	Team Top Speed DALLARA WSR3.5																																					
1	4:13.724	2:32.198	43.671	57.855	130.0	4:13.724																																
2	2:04.765	30.839	38.368	55.558	167.2	6:18.489																																
3	1:53.983	25.357	36.328	52.298	221.0	8:12.472																																
4	1:50.854	24.208	36.680	49.966	263.3	10:03.326																																
5	1:49.573	23.759	34.137	51.677	244.4	11:52.899																																
6	1:46.358	22.647	35.217	48.494	269.3	13:39.257																																



Boss GP

Gruppo Peroni Race 11-12.07.2020

Free Practice 1

Sector Analysis

— Invalidated Lap ■ Personal Best ■ Session Best B Crossing the finish line in the pit lane

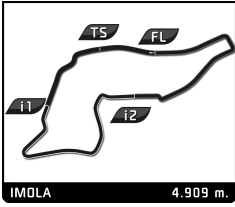
Lap	Time	Sector 1	Sector 2	Sector 3	T.Spd	Elapsed	Lap	Time	Sector 1	Sector 2	Sector 3	T.Spd	Elapsed
8	1:45.883	23.507	34.042	48.334	261.3	17:13.129	8	2:32.151	1:04.801	37.643	49.707	154.1	28:39.653
9	1:46.971	23.236	34.946	48.789	267.3	19:00.100	9	1:40.668	21.463	32.964	46.241	275.6	30:20.321
10	1:45.139	23.344	33.744	48.051	253.2	20:45.239							
11	1:44.488	23.094	33.860	47.534	265.9	22:29.727							
12	2:18.203B	22.700	35.099	1:20.404	267.3	24:47.930							

36 Roberto VANNI ITA						
LOLA T96/50						
1	2:40.123B					2:40.123
2	3:18.895	1:08.388	56.083	1:14.424	87.8	5:59.018
3	5:46.827B	32.005	47.345	4:27.477	177.9	11:45.845
4	3:28.203B	54.509	48.251	1:45.443	120.0	15:14.048
5	2:33.202	50.624	45.210	57.368	127.8	17:47.250
6	2:10.321	29.180	43.887	57.254	185.0	19:57.571

37 Luca MARTUCCI ITA						
DALLARA GP2						
1	3:19.982	1:42.912	39.881	57.189	121.8	3:19.982
2	4:50.440B	24.624	35.623	3:50.193	258.8	8:10.422
3	2:00.111	37.330	34.191	48.590	150.8	10:10.533
4	1:38.247	20.813	31.263	46.171	278.5	11:48.780
5	1:55.444	20.497	43.895	51.052	279.3	13:44.224
6	1:39.800	21.074	32.320	46.406	277.1	15:24.024
7	1:36.143	20.477	30.691	44.975	277.8	17:00.167
8	1:42.375	20.761	34.995	46.619	277.8	18:42.542
9	1:35.967	20.341	30.813	44.813	278.5	20:18.509
10	1:37.811	20.368	30.527	46.916	279.3	21:56.320
11	1:36.463	20.486	31.254	44.723	280.7	23:32.783
12	1:44.602	22.912	33.883	47.807	268.6	25:17.385
13	1:35.927	20.380	31.190	44.357	278.5	26:53.312
14	1:36.596	20.117	31.832	44.647	277.8	28:29.908
15	1:35.734	20.320	30.744	44.670	280.0	30:05.642

47 Walter STEDING DEU						
Scuderia Palladio DALLARA GP2						
1	3:30.807	1:46.344	45.233	59.230	110.2	3:30.807
2	2:20.510	23.902	50.721	1:05.887	245.6	5:51.317
3	1:46.844	22.399	34.912	49.533	275.6	7:38.161
4	1:42.782	22.128	32.791	47.863	277.8	9:20.943
5	1:43.169	21.696	33.877	47.596	283.0	11:04.112
6	1:40.975	21.537	32.593	46.845	283.8	12:45.087
7	1:42.232	21.491	33.132	47.609	285.3	14:27.319
8	1:42.579	22.804	33.832	45.943	242.2	16:09.898
9	1:39.511	21.542	32.189	45.780	280.7	17:49.409
10	1:40.072	21.823	31.943	46.306	262.6	19:29.481
11	1:38.767	20.467	32.224	46.076	283.0	21:08.248
12	2:19.549B	21.132	33.919	1:24.498	286.8	23:27.797

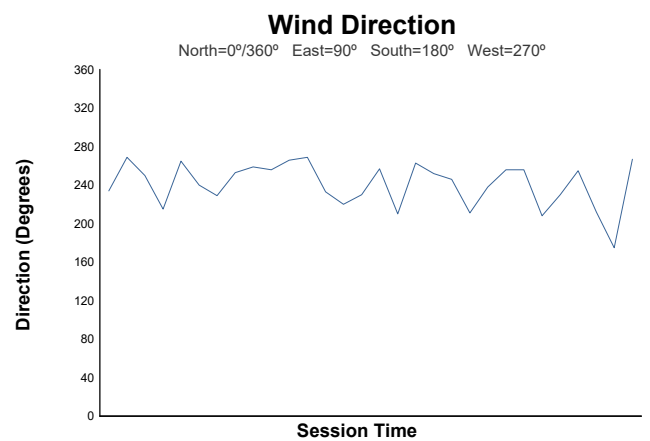
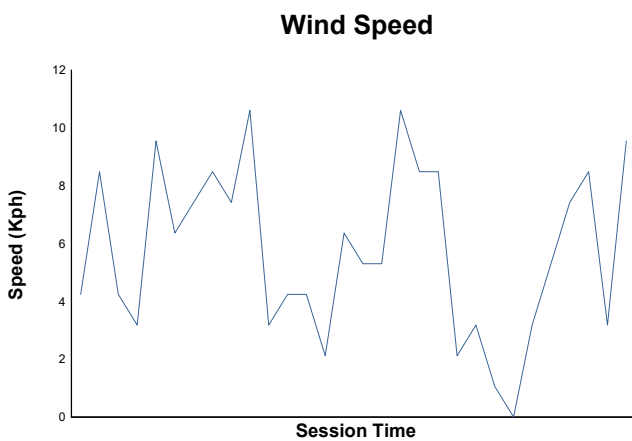
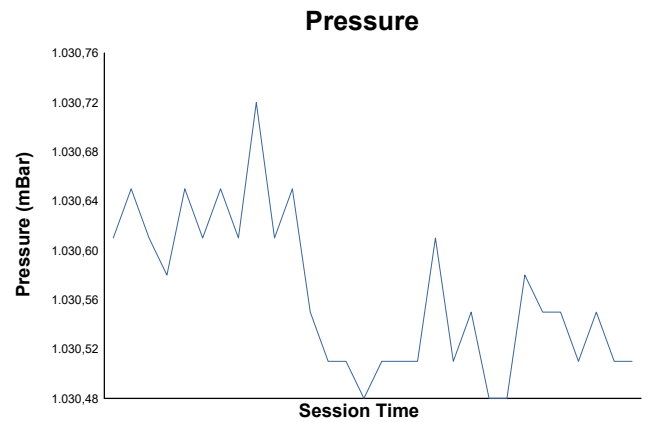
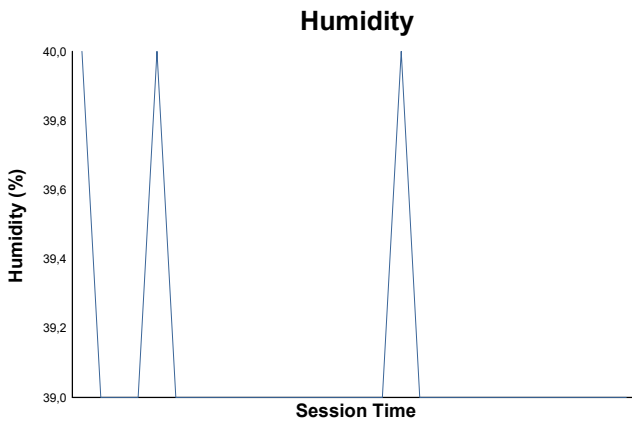
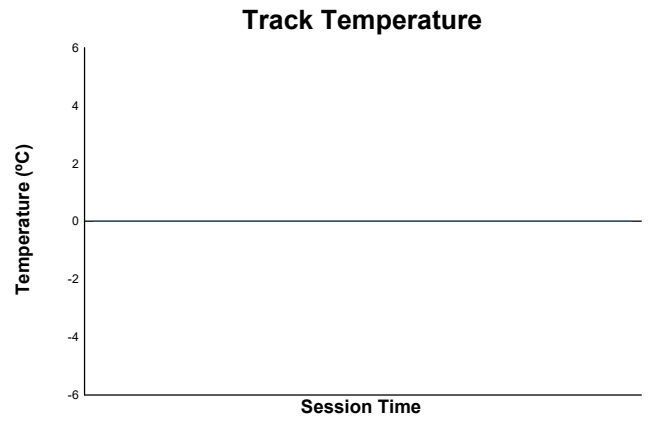
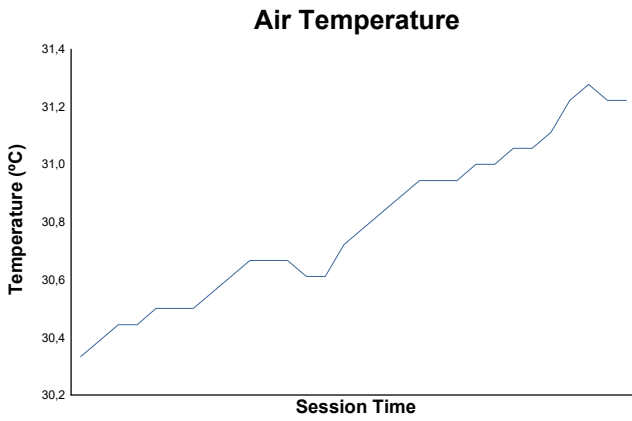
69 Salvatore DE PLANO ITA						
LOLA B05/52						
1	2:44.071	1:06.441	41.503	56.127	151.0	2:44.071
2	2:02.449	24.355	36.422	1:01.672	233.1	4:46.520
3	1:51.234	23.381	37.320	50.533	261.3	6:37.754
4	1:42.242	21.636	33.576	47.030	277.1	8:19.996
5	1:43.766	21.581	34.683	47.502	279.3	10:03.762
6	1:41.406	21.801	33.275	46.330	276.3	11:45.168
7	14:22.334B	21.826	36.913	...	280.0	26:07.502



Gruppo Peroni Race 11-12.07.2020

Boss GP Free Practice 1

Weather Report



Track Status: **DRY**