

BOSS GP Peroni Racing Weekend Monza 14/16 Giugno 2019 Qualifying

Classification

No	Driver	Nat	Team	Car	Cl.	Time	Lap Total	Gap	Kph
1	1 Ingo GERSTL	AUT	Team Top Speed	Toro Rosso F1 - STR1-Coworth T3	Open	1:28.420	4 5	-	- 235.9
2	8 Phil STRATFORD	USA		Benetton F1 - B197-Judd	Open	1:33.085	4 5	+4.665	+4.665 224.0
3	27 Marco GHIOTTO	ITA	Scuderia Palladio	Dallara GP2-Mecachrome	Formula	1:36.169	5 6	+7.749	+3.084 216.9
4	31 Alessandro BRACALENTE	ITA	Team Speed-Center	Dallara GP2-Mecachrome	Formula	1:36.567	7 12	+8.147	+0.398 216.0
5	28 Serigio GHIOTTO	ITA	Scuderia Palladio	Dallara GP2-Mecachrome	Formula	1:36.805	5 6	+8.385	+0.238 215.4
6	35 Armando MANGINI	ITA		Dallara GP2-Mecachrome	Formula	1:37.636	5 6	+9.216	+0.831 213.6
7	69 Salvatore DE PLANO	ITA	Team Top Speed	Dallara GP2-Mecachrome	Formula	1:38.454	8 12	+10.034	+0.818 211.8
8	21 Gianluca RIPOLI	ITA		Dallara GP2-Mecachrome	Formula	1:38.723	10 10	+10.303	+0.269 211.2
9	77 Philippe HAEZEBROUCK	FRA	Team Speed-Center	Dallara GP2-Mecachrome	Formula	1:39.559	7 13	+11.139	+0.836 209.5
10	37 Luca MARTUCCI	ITA		Dallara GP2-Mecachrome	Formula	1:39.937	10 11	+11.517	+0.378 208.7
11	47 Walter STEDING	DEU	Inter Europol Competition	Dallara GP2-Mecachrome	Formula	1:40.892	3 6	+12.472	+0.955 206.7
12	55 Christian EICKE	CHE	Team Speed-Center	Dallara GP2-Mecachrome	Formula	1:42.035	7 12	+13.615	+1.143 204.4
13	44 Thomas JAKOUBEK	AUT	Team Top Speed	Dallara GP2-Mecachrome	Formula	1:44.002	3 11	+15.582	+1.967 200.5
14	111 "PITER"	FRA		Dallara WSR 3.5 Turbo-Solution F	Open	1:48.180	3 12	+19.760	+4.178 192.8
15	33 Peter GÖLLNER	CHE	Team Speed-Center	Dallara GP2-Mecachrome	Formula	1:48.301	3 3	+19.881	+0.121 192.6
16	66 Andreas FIEDLER	DEU		Dallara GP2-Mecachrome	Formula				

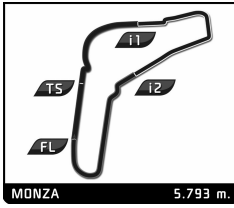
Fastest Lap: Lap 4 | Ingo GERSTL | 1:28.420 | 235.9 Kph

CAR #33 DELETED LAPTIME 1.49,321 DUE TO TRACK LIMIT

Track Status: **DRY**

Published at:

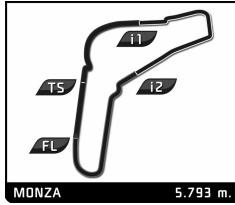
Race Director:	Timekeeper:
-----------------------	--------------------



BOSS GP
Peroni Racing Weekend Monza 14/16 Giugno 2019
Qualifying

Best Sector Times

Sector 1			Sector 2			Sector 3			Ideal Lap	Best Lap	
Pos	No Driver	Time	No Driver	Time	No Driver	Time	Pos	No Driver			
1	1 I.GERSTL	28.216	1 I.GERSTL	30.247	1 I.GERSTL	29.957	1	1 I.GERSTL	1:28.420	1:28.420	(1)
2	8 P.STRATFORD	29.219	8 P.STRATFORD	32.002	8 P.STRATFORD	31.761	2	8 P.STRATFORD	1:32.982	1:33.085	(2)
3	35 A.MANGINI	30.312	27 M.GHIOTTO	32.781	27 M.GHIOTTO	32.730	3	27 M.GHIOTTO	1:35.825	1:36.169	(3)
4	27 M.GHIOTTO	30.314	31 A.BRACALENTE	32.928	31 A.BRACALENTE	32.867	4	31 A.BRACALENTE	1:36.117	1:36.567	(4)
5	31 A.BRACALENTE	30.322	28 S.GHIOTTO	33.037	28 S.GHIOTTO	32.914	5	28 S.GHIOTTO	1:36.342	1:36.805	(5)
6	69 S.DE PLANO	30.336	35 A.MANGINI	33.507	35 A.MANGINI	33.552	6	35 A.MANGINI	1:37.371	1:37.636	(6)
7	28 S.GHIOTTO	30.391	37 L.MARTUCCI	33.515	37 L.MARTUCCI	33.808	7	69 S.DE PLANO	1:38.233	1:38.454	(7)
8	21 G.RIPOLI	30.958	21 G.RIPOLI	33.873	21 G.RIPOLI	33.892	8	37 L.MARTUCCI	1:38.434	1:39.937	(10)
9	55 C.EICKE	31.063	69 S.DE PLANO	33.914	69 S.DE PLANO	33.983	9	21 G.RIPOLI	1:38.723	1:38.723	(8)
10	77 P.HAEZEBROUCK	31.100	77 P.HAEZEBROUCK	34.265	77 P.HAEZEBROUCK	33.987	10	77 P.HAEZEBROUCK	1:39.352	1:39.559	(9)
11	37 L.MARTUCCI	31.111	47 W.STEDING	34.591	47 W.STEDING	34.261	11	47 W.STEDING	1:40.097	1:40.892	(11)
12	47 W.STEDING	31.245	44 T.JAKOUBEK	35.194	55 C.EICKE	34.731	12	55 C.EICKE	1:41.166	1:42.035	(12)
13	44 T.JAKOUBEK	32.096	55 C.EICKE	35.372	44 T.JAKOUBEK	36.004	13	44 T.JAKOUBEK	1:43.294	1:44.002	(13)
14	33 P.GÖLLNER	33.052	33 P.GÖLLNER	36.938	33 P.GÖLLNER	37.034	14	33 P.GÖLLNER	1:47.024	1:48.301	(15)
15	111 "PITER"	33.320	111 "PITER"	36.958	111 "PITER"	37.442	15	111 "PITER"	1:47.720	1:48.180	(14)



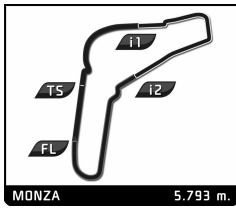
BOSS GP

Peroni Racing Weekend Monza 14/16 Giugno 2019

Qualifying

Best Top Speed

No Driver	Team	Class	Top 1		Top 2		Top 3		Top 4		Top 5		
			Kph	Lap	Kph	Lap	Kph	Lap	Kph	Lap	Kph	Lap	Avg
1 Ingo GERSTL	Team Top Speed	Open	335.6	5	334.5	2	334.5	4	333.5	3	218.8	1	311,4
35 Armando MANGINI		Formula	324.5	3	324.5	5	323.6	4	320.7	2	196.2	6	297,9
31 Alessandro BRACALENTE	Team Speed-Center	Formula	321.7	4	316.0	12	316.0	3	313.3	8	312.4	2	315,9
8 Phil STRATFORD		Open	320.7	3	318.8	5	308.0	2	307.1	4	175.9	1	286,1
21 Gianluca RIPOLI		Formula	318.8	6	294.6	9	291.5	10	285.4	3	281.7	4	294,4
37 Luca MARTUCCI		Formula	316.0	4	309.7	6	299.5	11	293.8	7	282.4	3	300,3
69 Salvatore DE PLANO	Team Top Speed	Formula	316.0	5	316.0	8	315.1	3	313.3	7	310.6	11	314,2
77 Philippe HAEZEBROUCK	Team Speed-Center	Formula	316.0	2	292.3	12	289.9	11	285.4	3	280.2	7	292,8
47 Walter STEDING	Inter Europol Competition	Formula	315.1	4	314.2	3	314.2	6	311.5	2	163.7	5	283,7
27 Marco GHIOTTO	Scuderia Palladio	Formula	314.2	5	313.3	4	312.4	3	289.9	2	252.8	6	296,5
55 Christian EICKE	Team Speed-Center	Formula	311.5	10	308.0	3	303.7	6	299.5	7	294.6	4	303,5
44 Thomas JAKOUBEK	Team Top Speed	Formula	297.9	3	293.8	7	292.3	11	281.7	4	269.8	6	287,1
28 Serigio GHIOTTO	Scuderia Palladio	Formula	295.4	5	294.6	3	285.4	2	285.4	6	248.2	4	281,8
111 "PITER"		Open	263.9	12	259.5	8	258.9	3	257.6	4	245.4	7	257,1
33 Peter GÖLLNER	Team Speed-Center	Formula	254.6	2	193.1	3	150.6	1					199,4
66 Andreas FIEDLER		Formula											



BOSS GP Peroni Racing Weekend Monza 14/16 Giugno 2019 Qualifying

Sector Analysis

■ Personal Best ■ Session Best B Crossing the finish line in the pit lane

Lap	Time	Sector 1	Sector 2	Sector 3	T.Sp	Elapsed	Lap	Time	Sector 1	Sector 2	Sector 3	T.Sp	Elapsed	
55	Christian EICKE						CHE	9	3:38.286	2:20.728	39.405	38.153	192.1	32:24.809
	Team Speed-Center						Dallara GP2-Mecachrome	10	1:49.606	34.060	37.654	37.892	241.1	34:14.415
1	13:05.099	...	37.203	37.047	148.5	13:05.099	11	1:49.489	33.884	37.678	37.927	226.5	36:03.904	
2	1:45.148	32.495	36.442	36.211	268.4	14:50.247	12	1:49.608	33.320	37.158	39.130	263.9	37:53.512	
3	1:43.548	31.939	35.856	35.753	308.0	16:33.795								
4	1:58.559B	31.554	35.811	51.194	294.6	18:32.354								
5	4:55.410	3:41.506	37.330	36.574	155.5	23:27.763								
6	1:43.567	32.668	35.713	35.186	303.7	25:11.330								
7	1:42.035	31.320	35.372	35.343	299.5	26:53.365								
8	2:10.738B	34.383	42.575	53.780	243.2	29:04.103								
9	3:44.673	2:31.400	37.072	36.201	166.2	32:48.776								
10	1:42.157	31.063	35.830	35.264	311.5	34:30.933								
11	1:43.084	32.603	35.750	34.731	247.1	36:14.017								
12	1:44.871	32.213	37.679	34.979	268.4	37:58.888								
69	Salvatore DE PLANO						ITA							
	Team Top Speed						Dallara GP2-Mecachrome							
1	12:12.299	...	37.506	35.431	154.9	12:12.299								
2	1:39.859	31.158	34.121	34.580	293.8	13:52.158								
3	1:39.944	30.664	34.193	35.087	315.1	15:32.102								
4	1:39.560	30.759	34.126	34.675	294.6	17:11.662								
5	2:06.933B	30.922	40.137	55.874	316.0	19:18.595								
6	4:18.486	3:06.072	36.214	36.200	197.0	23:37.080								
7	1:39.068	30.796	33.914	34.358	313.3	25:16.148								
8	1:38.454	30.336	34.135	33.983	316.0	26:54.602								
9	2:16.801B	37.137	40.343	59.321	163.2	29:11.403								
10	4:49.244	3:37.803	35.728	35.713	196.6	34:00.647								
11	1:39.717	30.955	33.971	34.791	310.6	35:40.364								
12	1:45.818	34.086	35.415	36.317	201.7	37:26.182								
77	Philippe HAEZEBROUCK						FRA							
	Team Speed-Center						Dallara GP2-Mecachrome							
1	12:39.159	...	37.519	35.151	145.7	12:39.159								
2	1:43.467	32.106	35.968	35.393	316.0	14:22.626								
3	1:40.156	31.105	34.749	34.302	285.4	16:02.782								
4	1:40.454	31.334	34.874	34.246	263.9	17:43.236								
5	2:04.612B	36.975	36.616	51.021	181.8	19:47.848								
6	4:03.184	2:51.498	37.675	34.011	210.3	23:51.031								
7	1:39.559	31.307	34.265	33.987	280.2	25:30.590								
8	1:40.082	31.334	34.273	34.475	272.5	27:10.672								
9	2:30.919B	43.189	43.136	1:04.594	101.4	29:41.591								
10	3:08.669	1:58.604	34.861	35.204	221.9	32:50.260								
11	1:40.799	31.167	35.039	34.593	289.9	34:31.059								
12	1:39.714	31.100	34.560	34.054	292.3	36:10.773								
13	1:42.189	31.255	34.994	35.940	275.2	37:52.962								
111	"PITER"						FRA							
							Dallara WSR 3.5 Turbo-Solution F							
1	12:32.732	...	40.339	39.515	186.5	12:32.732								
2	1:51.330	34.079	38.931	38.320	230.8	14:24.062								
3	1:48.180	33.465	37.273	37.442	258.9	16:12.242								
4	1:47.948	33.686	36.958	37.304	257.6	18:00.190								
5	2:44.285B	48.881	49.951	1:05.453	139.6	20:44.475								
6	3:45.649	2:27.193	39.595	38.861	193.1	24:30.123								
7	1:49.054	34.070	37.440	37.544	245.4	26:19.177								
8	2:27.346B	33.503	47.605	1:06.238	259.5	28:46.523								