

BOSS GP

Peroni Racing Weekend Monza 14/16 Giugr

Race 2 (25')

Classification


No	Driver	Nat	Team	Car	Cl.	Laps	Total Time	Gap	Kph	Best Lap		
										Lap	Time	Kph
1	1 Ingo GERSTL	AUT	Team Top Speed	Toro Rosso F1 - STR1-Coworth TJ	Open	13	25:30.709	-	177.1	3	1:33.423	223.2
2	27 Marco GHIOTTO	ITA	Scuderia Palladio	Dallara GP2-Mecachrome	Formula	13	25:32.370	+1.661	176.9	4	1:37.861	213.1
3	31 Alessandro BRACALENTE	ITA	Team Speed-Center	Dallara GP2-Mecachrome	Formula	13	25:33.018	+2.309	176.8	3	1:38.685	211.3
4	66 Andreas FIEDLER	DEU	Fiedler Racing	Dallara GP2-Mecachrome	Formula	13	25:33.290	+2.581	176.8	3	1:38.291	212.2
5	37 Luca MARTUCCI	ITA	MM International	Dallara GP2-Mecachrome	Formula	13	25:35.693	+4.984	176.5	4	1:40.895	206.7
6	21 Gianluca RIPOLI	ITA	MM International	Dallara GP2-Mecachrome	Formula	13	25:36.377	+5.668	176.5	8	1:41.376	205.7
7	69 Salvatore DE PLANO	ITA	Team Top Speed	Dallara GP2-Mecachrome	Formula	13	25:37.117	+6.408	176.4	8	1:41.131	206.2
8	77 Philippe HAEZEBROUCK	FRA	Team Speed-Center	Dallara GP2-Mecachrome	Formula	13	25:37.225	+6.516	176.4	3	1:42.340	203.8
9	55 Christian EICKE	CHE	Team Speed-Center	Dallara GP2-Mecachrome	Formula	13	26:16.456	+45.747	172.0	5	1:44.372	199.8
10	47 Walter STEDING	DEU	Inter Europol Competition	Dallara GP2-Mecachrome	Formula	12	25:31.757	1 Lap	163.4	6	1:44.910	198.8
11	33 Peter GÖLLNER	CHE	Team Speed-Center	Dallara GP2-Mecachrome	Formula	12	25:34.790	1 Lap	163.1	3	1:52.311	185.7
12	35 Armando MANGINI	ITA	MM International	Dallara GP2-Mecachrome	Formula	9	17:29.041	4 Laps	178.9	5	1:40.884	206.7
Not classified												
8	Phil STRATFORD	USA	Penn-Elcom Racing	Benetton F1 - B197-Judd	Open	8	15:05.605			3	1:35.706	217.9
111	"PETER"	FRA	Ray Ban	Dallara WSR 3.5 Turbo-Solution F	Open							
Not Started												
28	Sergio GHIOTTO	ITA	Scuderia Palladio	Dallara GP2-Mecachrome	Formula							
44	Thomas JAKOUBEK	AUT	Team Top Speed	Dallara GP2-Mecachrome	Formula							

Pole Position:	Ingo GERSTL	1:28.420	235.9 Kph
Fastest Lap:	Lap3 Ingo GERSTL	1:33.423	223.2 Kph

Published at:

Track Status: **DRY**

Race Director:	Timekeeper:
-----------------------	--------------------



BOSS GP Peroni Racing Weekend Monza 14/16 Giugno 2019 Race 2

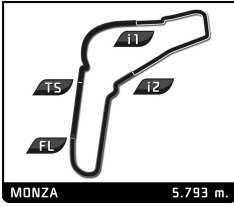
Classification by Class

No	Driver	Nat	Team	Car	Laps	Total Time	Gap	Kph	Best Lap				
									Lap	Time	Kph		
Formula													
1	27 Marco GHIOTTO	ITA	Scuderia Palladio	Dallara GP2-Mecachrome	13	25:32.370		176.9	4	1:37.861	213.1		
2	31 Alessandro BRACALENTE	ITA	Team Speed-Center	Dallara GP2-Mecachrome	13	25:33.018	+0.648	176.8	3	1:38.685	211.3		
3	66 Andreas FIEDLER	DEU	Fiedler Racing	Dallara GP2-Mecachrome	13	25:33.290	+0.920	176.8	3	1:38.291	212.2		
4	37 Luca MARTUCCI	ITA	MM International	Dallara GP2-Mecachrome	13	25:35.693	+3.323	176.5	4	1:40.895	206.7		
5	21 Gianluca RIPOLI	ITA	MM International	Dallara GP2-Mecachrome	13	25:36.377	+4.007	176.5	8	1:41.376	205.7		
6	69 Salvatore DE PLANO	ITA	Team Top Speed	Dallara GP2-Mecachrome	13	25:37.117	+4.747	176.4	8	1:41.131	206.2		
7	77 Philippe HAEZEBROUCK	FRA	Team Speed-Center	Dallara GP2-Mecachrome	13	25:37.225	+4.855	176.4	3	1:42.340	203.8		
8	55 Christian EICKE	CHE	Team Speed-Center	Dallara GP2-Mecachrome	13	26:16.456	+44.086	172.0	5	1:44.372	199.8		
9	47 Walter STEDING	DEU	Inter Europol Competition	Dallara GP2-Mecachrome	12	25:31.757	1 Lap	163.4	6	1:44.910	198.8		
10	33 Peter GÖLLNER	CHE	Team Speed-Center	Dallara GP2-Mecachrome	12	25:34.790	1 Lap	163.1	3	1:52.311	185.7		
11	35 Armando MANGINI	ITA	MM International	Dallara GP2-Mecachrome	9	17:29.041	4 Laps	178.9	5	1:40.884	206.7		
Not Started													
28	Sergio GHIOTTO	ITA	Scuderia Palladio	Dallara GP2-Mecachrome								13 Laps	
44	Thomas JAKOUBEK	AUT	Team Top Speed	Dallara GP2-Mecachrome								13 Laps	
Open													
1	1 Ingo GERSTL	AUT	Team Top Speed	Toro Rosso F1 - STR1-Cosworth TJ	13	25:30.709		177.1	3	1:33.423	223.2		
Not classified													
8	Phil STRATFORD	USA	Penn-Elcom Racing	Benetton F1 - B197-Judd	8	15:05.605	5 Laps		3	1:35.706	217.9		
111	"PETER"	FRA	Ray Ban	Dallara WSR 3.5 Turbo-Solution F								13 Laps	

Published at:

Track Status: **DRY**

Race Director:	Timekeeper:
----------------	-------------



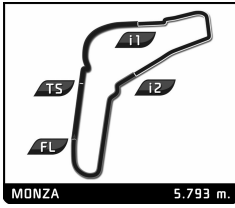
BOSS GP

Peroni Racing Weekend Monza 14/16 Giugno 2019

Race 2

Lap Chart

No	Pos	Grid	Lap												
			1	2	3	4	5	6	7	8	9	10	11	12	13
1	1	1	1	1	1	1	1	1	1	1	1	1	1	1	1
8	2	8	8	8	8	8	8	8	8	8	27	27	27	27	27
27	3	27	27	27	27	27	27	27	27	27	31	31	31	31	31
31	4	31	31	31	31	31	31	31	31	31	66	66	66	66	66
28	5	28	77	77	77	77	66	66	66	66	37	37	37	37	37
35	6	35	35	37	37	37	77	37	37	37	35	21	21	21	21
21	7	21	37	21	66	66	37	77	77	35	77	69	69	69	69
77	8	77	21	35	35	35	35	35	35	77	21	77	77	77	77
37	9	37	47	66	21	21	21	21	21	21	69	55	55	55	55
47	10	47	55	47	69	69	69	69	69	69	55	47	47	47	
69	11	69	69	69	55	55	55	55	55	55	47	33	33	33	
55	12	55	66	55	47	47	47	47	47	47	33				
44	13	44	33	33	33	33	33	33	33	33					
111	14	111													
33	15	33													
66	16	66													



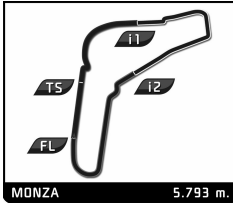
BOSS GP

Peroni Racing Weekend Monza 14/16 Giugno 2019

Race 2

Best Sector Times

Sector 1			Sector 2			Sector 3			Ideal Lap	Best Lap	
Pos	No Driver	Time	No Driver	Time	No Driver	Time	Pos	No Driver			
1	1 I.GERSTL	29.423	1 I.GERSTL	32.209	1 I.GERSTL	31.770	1	1 I.GERSTL	1:33.402	1:33.423	(1)
2	8 P.STRATFORD	29.802	8 P.STRATFORD	33.130	8 P.STRATFORD	32.726	2	8 P.STRATFORD	1:35.658	1:35.706	(2)
3	69 S.DE PLANO	30.716	66 A.FIEDLER	33.592	27 M.GHIOTTO	33.044	3	27 M.GHIOTTO	1:37.861	1:37.861	(3)
4	31 A.BRACALENTE	30.731	27 M.GHIOTTO	33.749	66 A.FIEDLER	33.472	4	66 A.FIEDLER	1:37.917	1:38.291	(4)
5	66 A.FIEDLER	30.853	31 A.BRACALENTE	34.040	31 A.BRACALENTE	33.623	5	31 A.BRACALENTE	1:38.394	1:38.685	(5)
6	35 A.MANGINI	30.882	37 L.MARTUCCI	34.508	35 A.MANGINI	34.499	6	35 A.MANGINI	1:40.196	1:40.884	(6)
7	27 M.GHIOTTO	31.068	35 A.MANGINI	34.815	69 S.DE PLANO	34.822	7	69 S.DE PLANO	1:40.541	1:41.131	(8)
8	21 G.RIPOLI	31.094	21 G.RIPOLI	34.816	21 G.RIPOLI	34.878	8	37 L.MARTUCCI	1:40.725	1:40.895	(7)
9	37 L.MARTUCCI	31.315	69 S.DE PLANO	35.003	37 L.MARTUCCI	34.902	9	21 G.RIPOLI	1:40.788	1:41.376	(9)
10	77 P.HAEZEBROUCK	31.410	77 P.HAEZEBROUCK	35.297	77 P.HAEZEBROUCK	35.058	10	77 P.HAEZEBROUCK	1:41.765	1:42.340	(10)
11	55 C.EICKE	31.501	47 W.STEDING	35.948	55 C.EICKE	36.114	11	55 C.EICKE	1:44.032	1:44.372	(11)
12	47 W.STEDING	32.010	55 C.EICKE	36.417	47 W.STEDING	36.353	12	47 W.STEDING	1:44.311	1:44.910	(12)
13	33 P.GÖLLNER	34.154	33 P.GÖLLNER	38.730	33 P.GÖLLNER	38.834	13	33 P.GÖLLNER	1:51.718	1:52.311	(13)



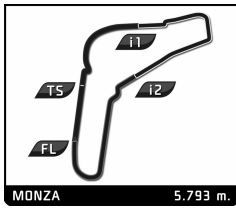
BOSS GP

Peroni Racing Weekend Monza 14/16 Giugno 2019

Race 2

Best Top Speed

No Driver	Team	Class	Top 1		Top 2		Top 3		Top 4		Top 5		
			Kph	Lap	Kph	Lap	Kph	Lap	Kph	Lap	Kph	Lap	Avg
1 Ingo GERSTL	Team Top Speed	Open	326.5	3	323.6	10	311.5	6	308.9	4	308.0	5	315,7
35 Armando MANGINI	MM International	Formula	320.7	5	317.0	8	294.6	4	284.6	3	275.9	6	298,6
37 Luca MARTUCCI	MM International	Formula	320.7	5	305.4	8	302.0	4	294.6	10	285.4	3	301,6
69 Salvatore DE PLANO	Team Top Speed	Formula	319.8	5	318.8	9	306.3	4	305.4	6	291.5	8	308,4
31 Alessandro BRACALENTE	Team Speed-Center	Formula	316.0	10	316.0	9	316.0	5	314.2	6	312.4	7	314,9
8 Phil STRATFORD	Penn-Elcom Racing	Open	314.2	3	313.3	4	312.4	8	311.5	5	307.1	6	311,7
66 Andreas FIEDLER	Fiedler Racing	Formula	310.6	10	310.6	9	308.9	7	308.0	8	306.3	4	308,9
47 Walter STEDING	Inter Europol Competition	Formula	309.7	7	309.7	10	308.0	6	304.5	5	280.9	4	302,6
21 Gianluca RIPOLI	MM International	Formula	308.9	9	278.1	5	276.6	8	269.1	10	261.3	7	278,8
27 Marco GHIOTTO	Scuderia Palladio	Formula	305.4	5	304.5	9	304.5	3	303.7	10	303.7	8	304,4
55 Christian EICKE	Team Speed-Center	Formula	303.7	3	282.4	5	278.8	4	275.2	6	267.8	9	281,6
77 Philippe HAEZE BROUCK	Team Speed-Center	Formula	299.5	9	295.4	5	290.7	10	289.9	8	289.1	6	292,9
33 Peter GÖLLNER	Team Speed-Center	Formula	260.7	6	238.4	7	227.4	9	216.1	3	207.5	5	230,0
28 Sergio GHIOTTO	Scuderia Palladio	Formula											
44 Thomas JAKOUBEK	Team Top Speed	Formula											
111 "PETER"	Ray Ban	Open											

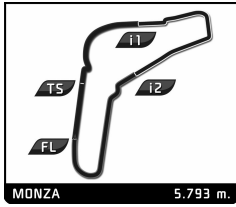


BOSS GP Peroni Racing Weekend Monza 14/16 Giugno 2019 Race 2

Sector Analysis

Personal Best Session Best Crossing the finish line in the pit lane

Table with columns: Lap, Time, Sector 1, Sector 2, Sector 3, T.Sp, Elapsed. Rows include drivers: Ingo GERSTL, Phil STRATFORD, Gianluca RIPOLI, Marco GHIOTTO, Alessandro BRACALENTE, Peter GÖLLNER, Armando MANGINI, Luca MARTUCCI.



BOSS GP Peroni Racing Weekend Monza 14/16 Giugno 2019 Race 2

Sector Analysis

■ Personal Best ■ Session Best B Crossing the finish line in the pit lane

Lap	Time	Sector 1	Sector 2	Sector 3	T.Spd	Elapsed	Lap	Time	Sector 1	Sector 2	Sector 3	T.Spd	Elapsed
10	1:43.207	31.609	34.508	37.090	294.6	19:10.017	4	1:42.567	31.422	35.447	35.698	306.3	9:06.546
11	2:01.584	40.304	40.152	41.128	133.9	21:11.601	5	1:41.851	31.147	35.231	35.473	319.8	10:48.397
12	2:02.521	42.062	40.214	40.245	148.5	23:14.122	6	1:41.781	31.281	35.058	35.442	305.4	12:30.178
13	2:21.571	37.822	55.402	48.347	189.1	25:35.693	7	1:41.263	31.337	35.003	34.923	290.7	14:11.441

47	Walter STEDING	DEU				
Inter Europol Competition		Dallara GP2-Mecachrome				
1	3:50.540	2:08.984	55.316	46.240		3:50.540
2	1:47.853	33.845	37.010	36.998	246.0	5:38.393
3	1:51.013	32.460	35.948	42.605	276.6	7:29.406
4	1:48.480	34.928	36.835	36.717	280.9	9:17.886
5	1:44.954	32.141	36.460	36.353	304.5	11:02.840
6	1:44.910	32.028	36.447	36.435	308.0	12:47.750
7	1:49.294	32.010	39.023	38.261	309.7	14:37.044
8	1:50.755	33.207	38.997	38.551	280.2	16:27.799
9	1:49.719	33.727	38.476	37.516	243.8	18:17.518
10	2:02.962	34.188	46.444	42.330	309.7	20:20.480
11	2:38.047	48.854	54.605	54.588	124.8	22:58.527
12	2:33.230	48.228	56.055	48.947	160.1	25:31.757

55	Christian EICKE	CHE				
Team Speed-Center		Dallara GP2-Mecachrome				
1	3:52.501	2:12.129	53.953	46.419		3:52.501
2	1:50.936	35.873	38.099	36.964	190.7	5:43.437
3	1:45.892	31.501	37.444	36.947	303.7	7:29.329
4	1:45.843	32.278	36.837	36.728	278.8	9:15.172
5	1:44.372	31.841	36.417	36.114	282.4	10:59.544
6	1:44.841	32.114	36.430	36.297	275.2	12:44.385
7	1:46.323	32.717	36.491	37.115	265.8	14:30.708
8	1:45.546	32.020	36.808	36.718	260.1	16:16.254
9	1:49.688	31.946	40.464	37.278	267.8	18:05.942
10	2:01.348	38.650	41.069	41.629	259.5	20:07.290
11	2:11.371	49.165	41.503	40.703	137.6	22:18.661
12	2:04.775	43.910	40.601	40.264	174.0	24:23.436
13	1:53.020	37.497	37.735	37.788	190.7	26:16.456

66	Andreas FIEDLER	DEU				
Fiedler Racing		Dallara GP2-Mecachrome				
1	3:54.338	2:16.904	51.053	46.381		3:54.338
2	1:43.882	34.442	35.968	33.472	216.6	5:38.220
3	1:38.291	30.853	33.922	33.516	292.3	7:16.511
4	1:38.671	30.872	33.592	34.207	306.3	8:55.182
5	1:40.299	31.189	35.378	33.732	283.1	10:35.481
6	1:39.581	31.216	34.690	33.675	289.1	12:15.062
7	1:39.935	30.988	34.665	34.282	308.9	13:54.997
8	1:39.095	31.116	34.102	33.877	308.0	15:34.092
9	1:39.508	30.992	34.259	34.257	310.6	17:13.600
10	1:39.768	31.091	34.560	34.117	310.6	18:53.368
11	1:51.989	37.265	37.887	36.837	161.5	20:45.357
12	2:15.498	34.612	46.440	54.446	190.4	23:00.855
13	2:32.435	47.839	56.178	48.418	162.0	25:33.290

69	Salvatore DE PLANO	ITA				
Team Top Speed		Dallara GP2-Mecachrome				
1	3:53.849	2:15.706	51.150	46.993		3:53.849
2	1:46.902	34.605	36.154	36.143	207.9	5:40.751
3	1:43.228	31.563	35.420	36.245	271.8	7:23.979

8	1:41.131	30.992	35.317	34.822	291.5	15:52.572
9	1:41.584	30.716	35.722	35.146	318.8	17:34.156
10	1:43.411	31.943	35.368	36.100	269.8	19:17.567
11	1:55.284	37.709	37.801	39.774	172.3	21:12.851
12	2:02.698	42.090	40.215	40.393	147.3	23:15.549
13	2:21.568	37.765	55.045	48.758	181.8	25:37.117

77	Philippe HAEZBROUCK	FRA				
Team Speed-Center		Dallara GP2-Mecachrome				
1	3:46.895	2:04.461	55.046	47.388		3:46.895
2	1:43.027	32.591	35.378	35.058	267.8	5:29.922
3	1:42.340	31.725	35.416	35.199	274.5	7:12.262
4	1:42.344	31.718	35.297	35.329	275.9	8:54.606
5	1:42.892	31.410	35.613	35.869	295.4	10:37.498
6	1:43.650	31.719	35.338	36.593	289.1	12:21.148
7	1:43.797	32.053	36.272	35.472	259.5	14:04.945
8	1:43.567	31.583	36.215	35.769	289.9	15:48.512
9	1:43.763	31.528	36.499	35.736	299.5	17:32.275
10	1:46.673	32.320	36.983	37.370	290.7	19:18.948
11	1:54.235	37.691	38.115	38.429	157.8	21:13.183
12	2:02.739	42.627	40.267	39.845	135.6	23:15.922
13	2:21.303	38.028	54.794	48.481	161.5	25:37.225