

BOSS GP

Peroni Racing Weekend Monza 14/16 Giugr

Race 1 (20')

Classification


No	Driver	Nat	Team	Car	Cl.	Laps	Total Time	Gap	Kph	Best Lap		
										Lap	Time	Kph
1	8 Phil STRATFORD	USA	Penn-Elcom Racing	Benetton F1 - B197-Judd	Open	12	21:10.745	-	196.9	3	1:35.824	217.6
2	1 Ingo GERSTL	AUT	Team Top Speed	Toro Rosso F1 - STR1-Cosworth TJ	Open	12	21:20.641	+9.896	195.4	4	1:35.718	217.9
3	27 Marco GHOTTO	ITA	Scuderia Palladio	Dallara GP2-Mecachrome	Formula	12	21:33.370	+22.625	193.5	5	1:39.602	209.4
4	66 Andreas FIEDLER	DEU	Fiedler Racing	Dallara GP2-Mecachrome	Formula	12	21:35.989	+25.244	193.1	5	1:38.112	212.6
5	37 Luca MARTUCCI	ITA	MM International	Dallara GP2-Mecachrome	Formula	12	21:37.027	+26.282	192.9	4	1:39.586	209.4
6	77 Philippe HAEZEBROUCK	FRA	Team Speed-Center	Dallara GP2-Mecachrome	Formula	12	21:37.418	+26.673	192.9	5	1:39.784	209.0
7	21 Gianluca RIPOLI	ITA	MM International	Dallara GP2-Mecachrome	Formula	12	21:50.483	+39.738	191.0	11	1:41.492	205.5
8	47 Walter STEDING	DEU	Inter Europol Competition	Dallara GP2-Mecachrome	Formula	12	21:51.352	+40.607	190.8	11	1:42.138	204.2
9	44 Thomas JAKOUBEK	AUT	Team Top Speed	Dallara GP2-Mecachrome	Formula	12	21:55.688	+44.943	190.2	11	1:42.970	202.5
10	28 Sergio GHOTTO	ITA	Scuderia Palladio	Dallara GP2-Mecachrome	Formula	11	19:54.756	1 Lap	192.0	4	1:38.316	212.1
11	35 Armando MANGINI	ITA	MM International	Dallara GP2-Mecachrome	Formula	11	20:14.411	1 Lap	188.9	4	1:39.770	209.0
12	111 "PETER"	FRA	Ray Ban	Dallara WSR 3.5 Turbo-Solution F	Open	11	22:23.171	1 Lap	170.8	10	1:49.434	190.6
Not classified												
33	Peter GÖLLNER	CHE	Team Speed-Center	Dallara GP2-Mecachrome	Formula	5	9:26.508			3	1:45.003	198.6
31	Alessandro BRACALENTE	ITA	Team Speed-Center	Dallara GP2-Mecachrome	Formula	5	9:27.950			3	1:37.835	213.2
55	Christian EICKE	CHE	Team Speed-Center	Dallara GP2-Mecachrome	Formula	5	10:47.597			4	1:45.003	198.6
69	Salvatore DE PLANO	ITA	Team Top Speed	Dallara GP2-Mecachrome	Formula							

Pole Position:	Ingo GERSTL	1:28.420	235.9 Kph
Fastest Lap:	Lap4 Ingo GERSTL	1:35.718	217.9 Kph

Published at:

Track Status: **DRY**

Race Director:	Timekeeper:
-----------------------	--------------------



BOSS GP Peroni Racing Weekend Monza 14/16 Giugno 2019 Race 1

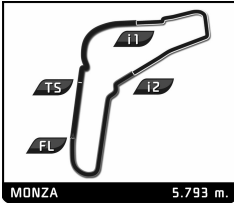
Classification by Class

No	Driver	Nat	Team	Car	Laps	Total Time	Gap	Kph	Best Lap			
									Lap	Time	Kph	
Formula												
1	27 Marco GHIOTTO	ITA	Scuderia Palladio	Dallara GP2-Mecachrome	12	21:33.370		193.5	5	1:39.602	209.4	
2	66 Andreas FIEDLER	DEU	Fiedler Racing	Dallara GP2-Mecachrome	12	21:35.989	+2.619	193.1	5	1:38.112	212.6	
3	37 Luca MARTUCCI	ITA	MM International	Dallara GP2-Mecachrome	12	21:37.027	+3.657	192.9	4	1:39.586	209.4	
4	77 Philippe HAEZEBROUCK	FRA	Team Speed-Center	Dallara GP2-Mecachrome	12	21:37.418	+4.048	192.9	5	1:39.784	209.0	
5	21 Gianluca RIPOLI	ITA	MM International	Dallara GP2-Mecachrome	12	21:50.483	+17.113	191.0	11	1:41.492	205.5	
6	47 Walter STEDING	DEU	Inter Europol Competition	Dallara GP2-Mecachrome	12	21:51.352	+17.982	190.8	11	1:42.138	204.2	
7	44 Thomas JAKOUBEK	AUT	Team Top Speed	Dallara GP2-Mecachrome	12	21:55.688	+22.318	190.2	11	1:42.970	202.5	
8	28 Sergio GHIOTTO	ITA	Scuderia Palladio	Dallara GP2-Mecachrome	11	19:54.756	1 Lap	192.0	4	1:38.316	212.1	
9	35 Armando MANGINI	ITA	MM International	Dallara GP2-Mecachrome	11	20:14.411	1 Lap	188.9	4	1:39.770	209.0	
Not classified												
33	Peter GÖLLNER	CHE	Team Speed-Center	Dallara GP2-Mecachrome	5	9:26.508	7 Laps		3	1:45.003	198.6	
31	Alessandro BRACALENTE	ITA	Team Speed-Center	Dallara GP2-Mecachrome	5	9:27.950	7 Laps		3	1:37.835	213.2	
55	Christian EICKE	CHE	Team Speed-Center	Dallara GP2-Mecachrome	5	10:47.597	7 Laps		4	1:45.003	198.6	
69	Salvatore DE PLANO	ITA	Team Top Speed	Dallara GP2-Mecachrome					12	Laps		
Open												
1	8 Phil STRATFORD	USA	Penn-Elcom Racing	Benetton F1 - B197-Judd	12	21:10.745		196.9	3	1:35.824	217.6	
2	1 Ingo GERSTL	AUT	Team Top Speed	Toro Rosso F1 - STR1-Cosworth TJ	12	21:20.641	+9.896	195.4	4	1:35.718	217.9	
3	111 "PETER"	FRA	Ray Ban	Dallara WSR 3.5 Turbo-Solution F	11	22:23.171	1 Lap	170.8	10	1:49.434	190.6	

Published at:

Track Status: **DRY**


Race Director:	Timekeeper:
----------------	-------------



BOSS GP
Peroni Racing Weekend Monza 14/16 Giugno 2019
Race 1

Lap Chart

		Lap												
No	Pos	Grid	1	2	3	4	5	6	7	8	9	10	11	12
1	1	1	1	8	8	8	8	1	1	1	8	8	8	8
8	2	8	8	1	1	1	1	8	8	8	1	1	1	1
27	3	27	27	27	27	27	27	27	27	27	27	27	27	27
31	4	31	77	37	37	37	37	37	37	77	77	77	66	66
28	5	28	37	35	77	77	77	77	77	37	66	66	77	37
35	6	35	35	77	35	35	28	66	66	28	28	28	28	77
69	7	69	47	47	28	28	66	28	28	66	37	37	37	21
21	8	21	21	21	47	66	35	35	35	35	35	35	47	47
77	9	77	44	28	66	47	47	47	47	21	47	47	21	44
37	10	37	33	44	21	21	21	21	21	47	21	21	44	
47	11	47	28	33	33	33	33	44	44	44	44	44	35	
55	12	55	66	66	44	44	31	111	111	111	111	111	111	
44	13	44	31	31	31	31	44							
111	14	111	55	55	55	55	111							
33	15	33	111	111	111	111	55							
66	16	66												



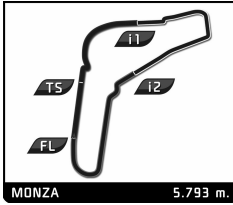
BOSS GP

Peroni Racing Weekend Monza 14/16 Giugno 2019

Race 1

Best Sector Times

Sector 1			Sector 2			Sector 3			Ideal Lap	Best Lap	
Pos	No Driver	Time	No Driver	Time	No Driver	Time	Pos	No Driver			
1	1 I.GERSTL	29.021	1 I.GERSTL	32.661	1 I.GERSTL	32.259	1	1 I.GERSTL	1:33.941	1:35.718 (1)	
2	8 P.STRATFORD	29.817	8 P.STRATFORD	32.978	8 P.STRATFORD	32.665	2	8 P.STRATFORD	1:35.460	1:35.824 (2)	
3	31 A.BRACALENTE	30.667	31 A.BRACALENTE	33.310	31 A.BRACALENTE	33.417	3	31 A.BRACALENTE	1:37.394	1:37.835 (3)	
4	66 A.FIEDLER	30.803	28 S.GHIOTTO	33.680	66 A.FIEDLER	33.452	4	66 A.FIEDLER	1:37.992	1:38.112 (4)	
5	28 S.GHIOTTO	30.934	66 A.FIEDLER	33.737	35 A.MANGINI	33.595	5	28 S.GHIOTTO	1:38.214	1:38.316 (5)	
6	27 M.GHIOTTO	30.951	37 L.MARTUCCI	34.235	28 S.GHIOTTO	33.600	6	37 L.MARTUCCI	1:39.063	1:39.586 (6)	
7	37 L.MARTUCCI	30.976	27 M.GHIOTTO	34.241	37 L.MARTUCCI	33.852	7	35 A.MANGINI	1:39.147	1:39.770 (8)	
8	77 P.HAEZEBROUCK	31.096	77 P.HAEZEBROUCK	34.283	77 P.HAEZEBROUCK	33.931	8	27 M.GHIOTTO	1:39.288	1:39.602 (7)	
9	21 G.RIPOLI	31.188	35 A.MANGINI	34.300	27 M.GHIOTTO	34.096	9	77 P.HAEZEBROUCK	1:39.310	1:39.784 (9)	
10	35 A.MANGINI	31.252	21 G.RIPOLI	34.856	47 W.STEDING	35.197	10	21 G.RIPOLI	1:41.327	1:41.492 (10)	
11	47 W.STEDING	31.408	47 W.STEDING	35.175	21 G.RIPOLI	35.283	11	47 W.STEDING	1:41.780	1:42.138 (11)	
12	55 C.EICKE	31.844	44 T.JAKOUBEK	35.438	44 T.JAKOUBEK	35.453	12	44 T.JAKOUBEK	1:42.844	1:42.970 (12)	
13	44 T.JAKOUBEK	31.953	33 P.GÖLLNER	35.858	33 P.GÖLLNER	35.820	13	33 P.GÖLLNER	1:44.336	1:45.003 (13)	
14	33 P.GÖLLNER	32.658	55 C.EICKE	36.881	55 C.EICKE	36.231	14	55 C.EICKE	1:44.956	1:45.003 (14)	
15	111 "PETER"	33.661	111 "PETER"	38.069	111 "PETER"	37.704	15	111 "PETER"	1:49.434	1:49.434 (15)	




BOSS GP

Peroni Racing Weekend Monza 14/16 Giugno 2019

Race 1

Best Top Speed

No Driver	Team	Class	Top 1		Top 2		Top 3		Top 4		Top 5		Avg
			Kph	Lap	Kph	Lap	Kph	Lap	Kph	Lap	Kph	Lap	
1 Ingo GERSTL	Team Top Speed	Open	332.5	7	280.2	9	270.4	11	267.1	4	260.1	10	282,1
8 Phil STRATFORD	Penn-Elcom Racing	Open	317.9	10	308.9	11	302.8	5	302.0	6	301.2	12	306,6
66 Andreas FIEDLER	Fiedler Racing	Formula	317.9	5	315.1	6	306.3	4	305.4	11	302.0	7	309,3
37 Luca MARTUCCI	MM International	Formula	317.0	3	314.2	4	306.3	11	306.3	10	294.6	6	307,7
47 Walter STEDING	Inter Europol Competition	Formula	315.1	11	311.5	12	309.7	6	306.3	10	304.5	4	309,4
27 Marco GHIOTTO	Scuderia Palladio	Formula	314.2	11	311.5	6	310.6	7	308.9	9	298.7	5	308,8
31 Alessandro BRACALENTE	Team Speed-Center	Formula	314.2	5	312.4	4	311.5	3	122.6	2			265,2
55 Christian EICKE	Team Speed-Center	Formula	306.3	4	301.2	5	261.3	3	105.8	2			243,7
77 Philippe HAEZEBROUCK	Team Speed-Center	Formula	302.8	12	296.2	4	293.0	7	291.5	6	288.4	11	294,4
44 Thomas JAKOUBEK	Team Top Speed	Formula	299.5	11	297.9	10	296.2	4	290.7	6	289.1	5	294,7
28 Sergio GHIOTTO	Scuderia Palladio	Formula	297.0	10	284.6	4	280.2	6	279.5	11	279.5	5	284,2
21 Gianluca RIPOLI	MM International	Formula	291.5	10	273.2	11	267.1	6	263.9	9	254.0	4	269,9
33 Peter GÖLLNER	Team Speed-Center	Formula	286.1	5	235.8	3	219.6	4	111.7	2			213,3
35 Armando MANGINI	MM International	Formula	285.4	9	280.9	4	280.2	10	277.3	5	275.9	6	279,9
111 "PETER"	Ray Ban	Open	268.4	11	253.4	10	247.1	4	240.0	5	215.7	8	244,9
69 Salvatore DE PLANO	Team Top Speed	Formula											



BOSS GP Peroni Racing Weekend Monza 14/16 Giugno 2019 Race 1

Analysis by lap

Lapped

No	Lap Time	Gap	No	Lap Time	Gap	No	Lap Time	Gap	No	Lap Time	Gap	No	Lap Time	Gap
Lap 1														
1	1:48.936	0.000	27	1:40.474	11.340	21	1:54.725	26.756	44	1:42.970	36.872			
8	1:49.697	0.761	37	1:39.586	12.829	44	1:51.032	35.279	35	1:56.522	41.150			
27	1:50.370	1.434	77	1:40.031	13.852				111	1:49.434	1 Lap			
77	1:51.150	2.214	35	1:39.770	14.672	Lap 8								
37	1:51.666	2.730	28	1:38.316	16.409	1	2:08.696		Lap 12					
35	1:52.702	3.766	66	1:38.794	18.097	8	2:09.292	1.166	8	1:37.484				
47	1:55.424	6.488	47	1:43.713	22.940	27	2:05.984	7.539	1	1:47.326	9.896			
21	1:56.086	7.150	21	1:43.528	24.332	77	2:05.988	8.260	27	1:40.703	22.625			
44	2:00.344	11.408	33	1:46.876	28.792	37	2:06.586	8.556	66	1:41.694	25.244			
33	2:01.377	12.441	44	1:46.106	30.668	28	2:05.290	8.914	37	1:41.070	26.282			
28	2:02.064	13.128	31	1:38.345	37.973	66	2:06.924	9.718	77	1:42.707	26.673			
66	2:02.684	13.748	55	1:45.003	1:04.206	35	2:05.992	10.335	21	1:43.777	39.738			
31	2:35.666	46.730	111	1:51.333	1:31.637	111	2:14.299	1 Lap	47	1:44.865	40.607			
55	2:36.611	47.675	Lap 5						21	1:57.529	15.589	44	1:45.555	44.943
111	2:37.195	48.259	8	1:36.330		47	1:59.470	15.981	111	1:50.550	1 Lap			
Lap 2														
8	2:10.087		1	1:36.230	0.052	Lap 9								
1	2:10.957	0.109	27	1:39.602	14.612	8	1:36.075		Lap 10					
27	2:11.957	2.543	37	1:40.288	16.787	1	1:37.511	0.270	8	1:36.052				
37	2:11.450	3.332	77	1:39.784	17.306	27	1:40.415	10.713	1	1:35.856	0.074			
35	2:10.919	3.837	28	1:38.906	18.985	77	1:40.009	11.028	27	1:40.707	15.368			
77	2:13.169	4.535	66	1:38.112	19.879	66	1:40.582	13.059	77	1:40.950	15.926			
47	2:10.397	6.037	35	1:41.816	20.158	28	1:42.877	14.550	66	1:39.522	16.529			
21	2:10.367	6.669	47	1:42.994	29.604	37	1:44.184	15.499	28	1:39.180	17.678			
28	2:04.688	6.968	21	1:47.037	35.039	35	1:43.240	16.334	37	1:40.422	19.869			
44	2:07.950	8.510	33	1:46.275	38.737	47	1:42.793	21.533	35	1:41.253	21.535			
33	2:06.977	8.570	31	1:38.536	40.179	21	1:43.678	22.026	47	1:42.514	27.995			
66	2:05.944	8.844	44	1:47.004	41.342	44	1:44.098	23.542	21	1:42.886	28.860			
31	1:57.568	33.450	Lap 6						111	1:53.475	1 Lap			
55	2:07.940	44.767	1	1:36.065		Lap 7								
111	2:19.561	56.972	8	1:36.379	0.262	1	2:10.477		Lap 11					
Lap 3														
8	1:35.824		111	1:54.897	1 Lap	8	2:10.785	0.570	8	1:36.907				
1	1:35.982	0.267	27	1:40.579	19.074	111	2:05.993	1 Lap	1	1:36.887	0.054			
27	1:39.980	6.699	37	1:40.534	21.204	27	2:01.654	10.251	27	1:40.945	19.406			
37	1:41.568	9.076	77	1:40.655	21.844	37	1:59.939	10.666	66	1:41.412	21.034			
77	1:40.943	9.654	66	1:39.258	23.020	77	1:59.601	10.968	77	1:42.431	21.450			
35	1:42.722	10.735	55	2:31.950	1 Lap	66	1:58.947	11.490	28	1:40.724	21.495			
28	1:42.782	13.926	28	1:42.578	25.446	28	1:57.351	12.320	37	1:39.734	22.696			
47	1:44.847	15.060	35	1:41.865	25.906	35	1:57.610	13.039	47	1:42.138	33.226			
66	1:42.116	15.136	47	1:43.213	36.700	47	1:58.984	25.207	21	1:41.492	33.445			
21	1:45.792	16.637	21	1:43.586	42.508	Lap 4								
33	1:45.003	17.749	44	1:49.499	54.724	8	1:35.833		Lap 12					
44	1:47.709	20.395	Lap 7						1	1:35.718	0.152	Lapped		
31	1:37.835	35.461	1	2:10.477		Lap 8								
55	1:46.093	55.036	8	2:10.785	0.570	Lap 9								
111	1:54.989	1:16.137	111	2:05.993	1 Lap	Lap 10								
Lap 4														
8	1:35.833		27	2:01.654	10.251	Lap 11								
1	1:35.718	0.152	37	1:59.939	10.666	Lap 12								
Lap 5														
Lap 6														
Lap 7														
Lap 8														
Lap 9														
Lap 10														
Lap 11														
Lap 12														