



# Peroni Race Weekend 11-12-13 Ottobre 2019

## Boss Gp - Classifica Qualifiche

Enzo e Dino Ferrari 4.909 m

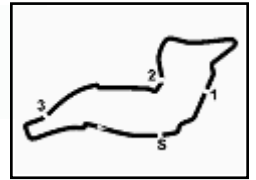
Miglior Giro = 1'24.231 - 4,909 km - Media 209,809 km/h

Num.	Conduuttore	Naz.	Concorrente	Scuderia	Auto	Classe	Tempo	Dist.	Rel.	Giri
1	<b>1 GERSTL</b> Ingo	AUT		Top Speed	Toro Rosso F1-STR1	OPEN	<b>1'24.231</b>			5
2	<b>31 BRACALENTE</b> Alessandro	ITA		Speed Center	Dallara GP2	FORM	<b>1'30.641</b>	6.410	6.410	5
3	<b>27 GHOTTO</b> Marco	ITA		Scuderia Palladio	Dallara GP2	FORM	<b>1'31.333</b>	7.102	0.692	5
4	<b>37 MARTUCCI</b> Luca	ITA		MM International	Dallara GP2	FORM	<b>1'32.405</b>	8.174	1.072	5
5	<b>8 STRATFORD</b> Phil	USA		Penn Elcom Racing	Benetton F1-B197	OPEN	<b>1'32.714</b>	8.483	0.309	2
6	<b>69 DE PLANO</b> Salvatore	ITA		Top Speed	Dallara GP2	FORM	<b>1'35.343</b>	11.112	2.629	8
7	<b>66 FIEDLER</b> Andreas	GER		Fiedler Racing	Dallara GP2	FORM	<b>1'36.081</b>	11.850	0.738	9
8	<b>21 RIPOLI</b> Gianluca	ITA		MM International	Dallara GP2	FORM	<b>1'37.367</b>	13.136	1.286	6
9	<b>77 HAEZEBROUCK</b> Philippe	FRA		Speed Center	Dallara GP2	FORM	<b>1'37.772</b>	13.541	0.405	5
10	<b>47 STEDING</b> Walter	GER		Inter Europol Competition	Dallara GP2	FORM	<b>1'37.885</b>	13.654	0.113	5
11	<b>55 EICKE</b> Christian	CHE		Speed Center	Dallara GP2	FORM	<b>1'38.424</b>	14.193	0.539	11
12	<b>16 MATILE</b> Nicolas	MON		ZIG-ZAG Motorsport Service	Lola Auto GP	FORM	<b>1'42.852</b>	18.621	4.428	6
13	<b>111 PETER</b>	FRA	Peter	RAY-BAN	Dallara WSR 3.5 Turbo	OPEN	<b>1'53.255</b>	29.024	10.403	4

Umidità	92%	Aria	15°C
Condizioni	DRY	Pista	25°C

12/10/2019 Inizio 10:50 Fine 11:25

Esposta alle: .....

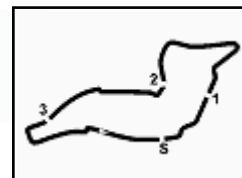


Enzo e Dino Ferrari 4.909 m

## Peroni Race Weekend 11-12-13 Ottobre 2019

### Boss Gp - Ideal Time Qualifiche

Num.	Conducente	Auto	Seg. 1	Seg. 2	Seg. 3	Seg. 4	Seg. 5	Ideal Time	Tempo Ufficiale	Pos.	Diff.
1	<b>1 GERSTL I.</b> (AUT)	Toro Rosso F1-STR1	<b>5.788</b>	<b>12.267</b>	<b>26.919</b>	<b>24.437</b>	<b>14.695</b>	<b>1'24.106</b>	1'24.231	1	0.125
2	<b>31 BRACALENTE A.</b> (ITA)	Dallara GP2	6.378	13.077	29.313	25.844	16.010	<b>1'30.622</b>	1'30.641	2	0.019
3	<b>27 GHIOTTO M.</b> (ITA)	Dallara GP2	6.335	13.066	29.757	26.160	15.820	<b>1'31.138</b>	1'31.333	3	0.195
4	<b>37 MARTUCCI L.</b> (ITA)	Dallara GP2	6.350	13.121	29.991	26.157	16.305	<b>1'31.924</b>	1'32.405	4	0.481
5	<b>8 STRATFORD P.</b> (USA)	Benetton F1-B197	6.104	13.718	30.430	26.283	16.179	<b>1'32.714</b>	1'32.714	5	0.000
6	<b>69 DE PLANO S.</b> (ITA)	Dallara GP2	6.327	13.823	30.966	27.386	16.375	<b>1'34.877</b>	1'35.343	6	0.466
7	<b>66 FIEDLER A.</b> (GER)	Dallara GP2	6.470	13.744	30.759	27.713	16.842	<b>1'35.528</b>	1'36.081	7	0.553
8	<b>47 STEDING W.</b> (GER)	Dallara GP2	6.443	14.030	31.564	28.120	16.795	<b>1'36.952</b>	1'37.885	10	0.933
9	<b>21 RIPOLI G.</b> (ITA)	Dallara GP2	6.403	14.158	31.503	27.750	17.211	<b>1'37.025</b>	1'37.367	8	0.342
10	<b>77 HAEZEBROUCK P.</b> (FRA)	Dallara GP2	6.398	14.383	31.847	27.676	17.138	<b>1'37.442</b>	1'37.772	9	0.330
11	<b>55 EICKE C.</b> (CHE)	Dallara GP2	6.350	14.524	32.037	28.567	16.946	<b>1'38.424</b>	1'38.424	11	0.000
12	<b>16 MATILE N.</b> (MON)	Lola Auto GP	6.694	14.676	32.892	29.386	18.155	<b>1'41.803</b>	1'42.852	12	1.049
13	<b>111 PETER</b> (FRA)	Dallara WSR 3.5 Turbo	6.915	16.706	36.262	31.465	19.002	<b>1'50.350</b>	1'53.255	13	2.905
		<b>Ideal Time Assoluto</b>	<b>5.788</b>	<b>12.267</b>	<b>26.919</b>	<b>24.437</b>	<b>14.695</b>	<b>1'24.106</b>			



Enzo e Dino Ferrari 4.909 m

## Peroni Race Weekend 11-12-13 Ottobre 2019

### Boss Gp - Analisi Tempi Qualifiche

1 / 1

7 EHNINGER U.								
Giro	Seg. 1	Seg. 2	Seg. 3	Seg. 4	Seg. 5	T. Giro	km/h	Local Time
								11:01'20.212

33 GOLLNER P.								
Giro	Seg. 1	Seg. 2	Seg. 3	Seg. 4	Seg. 5	T. Giro	km/h	Local Time
1	10.164	26.630	58.224	55.503	5'13.808	<b>7'44.329</b> P	97.9	11:08'29.630
2	7.387	19.262	38.766	1'14.759	21.438	<b>2'41.612</b> P	<b>175.3</b>	11:11'11.242

1 GERSTL I. (1'24.231)								
Giro	Seg. 1	Seg. 2	Seg. 3	Seg. 4	Seg. 5	T. Giro	km/h	Local Time
1	8.188	16.529	32.648	26.894	15.681	1'39.940 P	192.1	10:50'25.459
2	5.903	12.916	27.594	24.497	14.878	1'25.788	309.1	10:53'31.187
3	5.849	12.540	27.263	24.696	<b>14.695</b>	1'25.043	312.7	10:54'56.230
4	5.855	12.735	27.253	24.657	14.744	1'25.244	312.7	10:56'21.474
5	5.839	12.306	<b>26.919</b>	<b>24.437</b>	14.730	<b>1'24.231</b>	312.7	10:57'45.705

8 STRATFORD P. (1'32.714)								
Giro	Seg. 1	Seg. 2	Seg. 3	Seg. 4	Seg. 5	T. Giro	km/h	Local Time
1	8.612	18.038	33.966	29.019	17.219	1'46.854 P	132.2	10:52'42.347
2	<b>6.104</b>	<b>13.718</b>	<b>30.430</b>	<b>26.283</b>	<b>16.179</b>	<b>1'32.714</b>	<b>300.5</b>	10:54'15.061

16 MATILE N. (1'42.852)								
Giro	Seg. 1	Seg. 2	Seg. 3	Seg. 4	Seg. 5	T. Giro	km/h	Local Time
1	9.314	22.374	44.101	34.668	19.933	2'10.390 P	141.4	11:00'42.792
2	6.846	16.985	35.714	35.645	4'09.748	5'44.938 P	246.4	11:08'38.120
3	8.713	20.439	38.176	36.277	20.471	2'04.076 P	141.0	11:10'42.196
4	6.809	16.200	34.219	30.338	18.649	1'46.215	261.3	11:12'28.411
5	6.697	15.244	33.370	<b>29.386</b>	<b>18.155</b>	<b>1'42.852</b>	276.0	11:14'11.263
6	<b>6.694</b>	<b>14.676</b>	<b>32.892</b>	30.815	19.135	1'44.212	<b>278.1</b>	11:15'55.475

21 RIPOLI G. (1'37.367)								
Giro	Seg. 1	Seg. 2	Seg. 3	Seg. 4	Seg. 5	T. Giro	km/h	Local Time
1	7.480	17.304	35.190	30.249	18.157	1'48.380 P	175.3	11:01'16.774
2	6.446	<b>14.158</b>	31.720	47.407	4'25.813	6'05.544 P	287.7	11:09'10.698
3	7.214	16.505	33.639	30.398	18.103	1'45.859 P	209.2	11:10'56.557
4	6.469	15.300	32.170	28.112	17.510	1'39.561	288.5	11:12'36.118
5	6.489	14.275	31.642	<b>27.750</b>	<b>17.211</b>	<b>1'37.367</b>	287.0	11:14'13.485
6	<b>6.403</b>	14.499	<b>31.503</b>	29.489	4'34.514	5'56.408 P	<b>290.8</b>	11:20'09.893

27 GHIOTTO M. (1'31.333)								
Giro	Seg. 1	Seg. 2	Seg. 3	Seg. 4	Seg. 5	T. Giro	km/h	Local Time
1	7.319	19.132	34.644	30.762	18.582	1'50.439 P	175.6	10:50'32.360
2	6.474	13.934	31.150	27.531	16.568	1'35.657	286.2	10:52'22.799
3	6.402	13.386	30.207	26.680	16.428	1'33.103	288.5	10:53'58.456
4	6.370	13.341	29.903	26.384	<b>15.820</b>	1'31.818	290.0	10:55'31.559
5	<b>6.335</b>	<b>13.066</b>	<b>29.757</b>	<b>26.160</b>	16.015	1'31.333	<b>290.8</b>	10:57'03.377
								10:58'34.710

31 BRACALENTE A. (1'30.641)								
Giro	Seg. 1	Seg. 2	Seg. 3	Seg. 4	Seg. 5	T. Giro	km/h	Local Time
1	8.085	18.164	36.016	30.676	17.442	1'50.383 P	177.1	10:50'26.310
2	6.429	13.763	30.123	26.517	16.414	1'33.246	288.5	10:52'16.693
3	6.388	13.219	29.611	26.120	16.288	1'31.626	<b>290.0</b>	10:53'49.939
4	<b>6.378</b>	13.305	29.590	26.068	16.228	1'31.569	<b>290.0</b>	10:55'21.565
5	6.397	<b>13.077</b>	<b>29.313</b>	<b>25.844</b>	<b>16.010</b>	<b>1'30.641</b>	<b>290.0</b>	10:56'53.134
								10:58'23.775

37 MARTUCCI L. (1'32.405)								
Giro	Seg. 1	Seg. 2	Seg. 3	Seg. 4	Seg. 5	T. Giro	km/h	Local Time
1	7.724	18.918	36.184	30.805	17.886	1'51.517 P	170.1	10:50'28.004
2	6.409	14.014	30.504	26.669	16.372	1'33.968	290.0	10:52'19.521
3	6.367	13.299	30.124	26.325	<b>16.305</b>	1'32.420	291.6	10:53'53.489
4	6.357	13.335	<b>29.991</b>	<b>26.157</b>	16.565	<b>1'32.405</b>	290.8	10:55'25.909
5	<b>6.350</b>	<b>13.121</b>	30.187	26.418	16.621	1'32.697	<b>292.4</b>	10:56'58.314
								10:58'31.011

47 STEDING W. (1'37.885)								
Giro	Seg. 1	Seg. 2	Seg. 3	Seg. 4	Seg. 5	T. Giro	km/h	Local Time

1	9.666	21.248	39.374	35.612	4'41.965	6'27.865 P	139.0	11:02'19.092
2	8.080	16.630	34.972	30.214	17.805	1'47.701 P	172.5	11:08'46.957
3	6.467	14.382	31.901	<b>28.120</b>	17.015	<b>1'37.885</b>	287.7	11:12'12.543
4	6.450	14.689	31.844	28.185	<b>16.795</b>	1'37.963	<b>289.3</b>	11:13'50.506
5	<b>6.443</b>	<b>14.030</b>	<b>31.564</b>	28.347	18.950	1'39.334	288.5	11:15'29.840

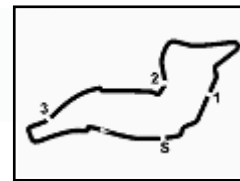
55 EICKE C. (1'38.424)								
Giro	Seg. 1	Seg. 2	Seg. 3	Seg. 4	Seg. 5	T. Giro	km/h	Local Time
1	9.713	22.228	39.228	30.303	17.528	1'59.000 P	99.7	11:00'46.602
2	6.456	14.706	32.804	34.700	4'20.913	5'49.579 P	286.2	11:08'35.181
3	7.637	17.899	35.853	34.139	17.869	1'53.397 P	165.9	11:10'28.578
4	6.392	15.109	32.676	28.632	17.139	1'39.948	287.7	11:12'08.526
5	<b>6.350</b>	<b>14.524</b>	<b>32.037</b>	<b>28.567</b>	<b>16.946</b>	<b>1'38.424</b>	<b>290.8</b>	11:13'46.950
6	6.384	14.749	32.528	29.836	19.588	1'43.085	287.7	11:15'30.035
7	8.000	16.224	33.933	50.009	19.159	2'07.325	201.1	11:17'37.360
8	6.627	16.219	34.376	30.177	18.275	1'45.674	267.8	11:19'23.034
9	6.480	15.612	33.580	30.194	18.152	1'44.018	280.3	11:21'07.052
10	6.491	15.641	34.098	29.908	18.452	1'44.590	283.2	11:22'51.642
11	6.443	15.224	33.839	29.806	18.084	1'43.396	287.0	11:24'35.038

66 FIEDLER A. (1'36.081)								
Giro	Seg. 1	Seg. 2	Seg. 3	Seg. 4	Seg. 5	T. Giro	km/h	Local Time
1	7.951	17.949	36.131	33.097	17.802	1'52.930 P	187.8	11:08'33.716
2	6.506	14.641	32.702	28.242	17.517	1'39.608	280.3	11:12'06.254
3	<b>6.482</b>	14.298	31.841	27.848	<b>16.842</b>	1'37.311	283.2	11:13'43.565
4	<b>6.470</b>	14.115	31.302	28.620	18.662	1'39.169	<b>284.7</b>	11:15'22.734
5	6.529	14.065	31.526	28.808	17.936	1'38.864	282.5	11:17'01.598
6	6.529	14.055	34.741	28.915	18.557	1'42.797	282.5	11:18'44.395
7	6.583	14.144	31.205	28.241	17.954	1'38.127	278.8	11:20'22.522
8	6.551	14.083	31.525	27.966	18.001	1'38.126	280.3	11:22'00.648
9	6.578	<b>13.744</b>	<b>30.759</b>	<b>27.713</b>	17.287	<b>1'36.081</b>	279.5	11:23'36.729

69 DE PLANO S. (1'35.343)								
Giro	Seg. 1	Seg. 2	Seg. 3	Seg. 4	Seg. 5	T. Giro	km/h	Local Time
1	9.756	19.301	36.002	30.046	17.162	1'52.267 P	167.7	11:01'18.277
2	6.376	15.447	33.188	35.775	3'45.676	5'16.462 P	252.8	11:02'32.673
3	6.819	16.817	33.674	28.540	16.882	1'42.732 P	200.0	11:10'09.738
4	6.370	14.275	31.175	<b>27.386</b>	<b>16.375</b>	1'35.581	289.3	11:11'45.319
5	<b>6.327</b>	<b>13.823</b>	<b>30.966</b>	27.775	16.452	<b>1'35.343</b>	<b>290.8</b>	11:13'20.662
6	6.364	15.752	33.502	31.021	6'04.255	7'30.894 P	265.1	11:20'51.556
7	8.293	18.978	37.151	31.869	17.945	1'54.236 P	153.7	11:22'45.792
8	6.440	15.117	32.437	28.856	17.355	1'40.205	281.7	11:24'25.997

77 HAEZEBROUCK P. (1'37.772)								
Giro	Seg. 1	Seg. 2	Seg. 3	Seg. 4	Seg. 5	T. Giro	km/h	Local Time
1	8.854	21.459	37.378	28.884	17.320	1'53.895 P	140.1	11:00'38.778
2	6.487	14.738	32.467	31.218	4'32.796	5'57.706 P	283.9	11:02'32.673
3	7.290	17.974	33.202	28.154	<b>17.138</b>	1'43.758 P	185.9	11:10'14.137
4	6.458	14.729	32.523	27.870	17.283	1'38.863	288.5	11:11'53.000
5	<b>6.398</b>	<b>14.383</b>	32.164	<b>27.676</b>	17.151	<b>1'37.772</b>	<b>291.6</b>	11:13'30.772

111 PETER . (1'53.255)								
Giro	Seg. 1	Seg. 2	Seg. 3	Seg. 4	Seg. 5	T. Giro	km/h	Local Time
1	8.605	20.563	41.334	33.791	20.339	2'04.632 P	154.8	11:01'02.629
2	6.917	17.029	37.107	40.164	4'00.486	5'41.703 P	<b>251.6</b>	11:08'48.964
3	8.362	19.129	38.710	38.382	19.948	2'04.531 P	173.6	11:10'53.495



# Peroni Race Weekend 11-12-13 Ottobre 2019

## Boss Gp - Velocità Qualifiche

Enzo e Dino Ferrari 4.909 m

### MIGLIOR GIRO

1	<b>1 GERSTL</b> Ingo	Toro Rosso F1-STR1	1'24.231
2	<b>31 BRACALENTE</b> Alessandro	Dallara GP2	1'30.641
3	<b>27 GHIOTTO</b> Marco	Dallara GP2	1'31.333
4	<b>37 MARTUCCI</b> Luca	Dallara GP2	1'32.405
5	<b>8 STRATFORD</b> Phil	Benetton F1-B197	1'32.714
6	<b>69 DE PLANO</b> Salvatore	Dallara GP2	1'35.343
7	<b>66 FIEDLER</b> Andreas	Dallara GP2	1'36.081
8	<b>21 RIPOLI</b> Gianluca	Dallara GP2	1'37.367
9	<b>77 HAEZEBROUCK</b> Philippe	Dallara GP2	1'37.772
10	<b>47 STEDING</b> Walter	Dallara GP2	1'37.885
11	<b>55 EICKE</b> Christian	Dallara GP2	1'38.424
12	<b>16 MATILE</b> Nicolas	Lola Auto GP	1'42.852
13	<b>111 PETER</b>	Dallara WSR 3.5 Turbo	1'53.255

### SPEED

1	<b>1 GERSTL</b> Ingo	Toro Rosso F1-STR1	315.4
2	<b>8 STRATFORD</b> Phil	Benetton F1-B197	300.5
3	<b>37 MARTUCCI</b> Luca	Dallara GP2	292.4
4	<b>77 HAEZEBROUCK</b> Philippe	Dallara GP2	291.6
5	<b>21 RIPOLI</b> Gianluca	Dallara GP2	290.8
6	<b>55 EICKE</b> Christian	Dallara GP2	290.8
7	<b>69 DE PLANO</b> Salvatore	Dallara GP2	290.8
8	<b>27 GHIOTTO</b> Marco	Dallara GP2	290.8
9	<b>31 BRACALENTE</b> Alessandro	Dallara GP2	290.0
10	<b>47 STEDING</b> Walter	Dallara GP2	289.3
11	<b>66 FIEDLER</b> Andreas	Dallara GP2	284.7
12	<b>16 MATILE</b> Nicolas	Lola Auto GP	278.1
13	<b>111 PETER</b>	Dallara WSR 3.5 Turbo	251.6
14	<b>33 GOLLNER</b> Peter	Dallara GP2	175.3
15	<b>7 EHNINGER</b> Ulf	Benetton F1-B197	142.3

SEG. 1		SEG. 2		SEG. 3		SEG. 4		SEG. 5			
1	<b>1 GERSTL</b> Ingo	5.788	1	<b>1 GERSTL</b> Ingo	12.267	1	<b>1 GERSTL</b> Ingo	24.437	1	<b>1 GERSTL</b> Ingo	14.695
2	<b>8 STRATFORD</b> Phil	6.104	2	<b>27 GHIOTTO</b> Marco	13.066	2	<b>31 BRACALENTE</b> A	25.844	2	<b>27 GHIOTTO</b> Marco	15.820
3	<b>69 DE PLANO</b> Salvat	6.327	3	<b>31 BRACALENTE</b> A	13.077	3	<b>27 GHIOTTO</b> Marco	29.757	3	<b>31 BRACALENTE</b> A	16.010
4	<b>27 GHIOTTO</b> Marco	6.335	4	<b>37 MARTUCCI</b> Luca	13.121	4	<b>37 MARTUCCI</b> Luca	29.991	4	<b>8 STRATFORD</b> Phil	16.179
5	<b>37 MARTUCCI</b> Luca	6.350	5	<b>8 STRATFORD</b> Phil	13.718	5	<b>8 STRATFORD</b> Phil	30.430	5	<b>37 MARTUCCI</b> Luca	16.305
6	<b>55 EICKE</b> Christian	6.350	6	<b>66 FIEDLER</b> Andreas	13.744	6	<b>69 DE PLANO</b> Salvat	30.759	6	<b>69 DE PLANO</b> Salvat	16.375
7	<b>31 BRACALENTE</b> A	6.378	7	<b>69 DE PLANO</b> Salvat	13.823	7	<b>69 DE PLANO</b> Salvat	30.966	7	<b>77 HAEZEBROUCK</b>	16.795
8	<b>77 HAEZEBROUCK</b>	6.398	8	<b>47 STEDING</b> Walter	14.030	8	<b>21 RIPOLI</b> Gianluca	31.503	8	<b>66 FIEDLER</b> Andreas	16.842
9	<b>21 RIPOLI</b> Gianluca	6.403	9	<b>21 RIPOLI</b> Gianluca	14.158	9	<b>21 RIPOLI</b> Gianluca	31.564	9	<b>55 EICKE</b> Christian	16.946
10	<b>47 STEDING</b> Walter	6.443	10	<b>77 HAEZEBROUCK</b>	14.383	10	<b>77 HAEZEBROUCK</b>	31.847	10	<b>77 HAEZEBROUCK</b>	17.138
11	<b>66 FIEDLER</b> Andreas	6.470	11	<b>55 EICKE</b> Christian	14.524	11	<b>55 EICKE</b> Christian	32.037	11	<b>21 RIPOLI</b> Gianluca	17.211
12	<b>16 MATILE</b> Nicolas	6.694	12	<b>16 MATILE</b> Nicolas	14.676	12	<b>16 MATILE</b> Nicolas	32.892	12	<b>16 MATILE</b> Nicolas	18.155
13	<b>111 PETER</b>	6.915	13	<b>111 PETER</b>	16.706	13	<b>111 PETER</b>	36.262	13	<b>111 PETER</b>	19.002
14	<b>33 GOLLNER</b> Peter	8.873	14	<b>33 GOLLNER</b> Peter	19.262	14	<b>7 EHNINGER</b> Ulf	36.564	14	<b>33 GOLLNER</b> Peter	21.438
			15	<b>7 EHNINGER</b> Ulf	19.759	15	<b>33 GOLLNER</b> Peter	38.766			

