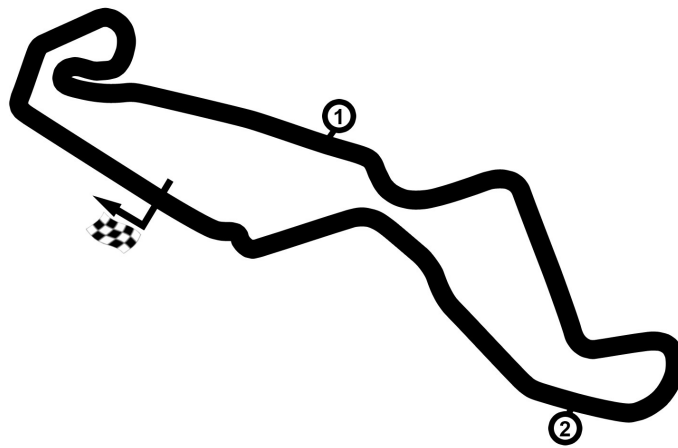




DTM Assen

qualifying



TT Circuit Assen 4555 m

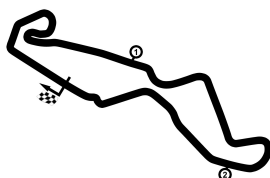
19. - 21.07.2019

DTM Assen

TT Circuit Assen, length 4555 m

19. - 21.07.2019

BOSS GP



-Reg.No.: 0309.19.238

Result qualifying, 20.07.2019

POS.	No.	CL.	Entrant / Licence Driver / Nation / Licence	Team Car	Laps	Besttime	Gap	km/h fastest
1	1	OP	/	Top Speed	7	1:18.477		208.953
2	31	F	Ingo Gerstl / AUT / JA1525	Toro Rosso F1 - STR1	7	1:25.887		190.925
3	27	F	Alessandro Bracalente / ITA / 305612	Speed Center	7	1:26.931	07.410	188.632
4	37	F	Marco Ghiotto / ITA / 353880	Scuderia Palladio	7	1:28.011	08.454	186.318
5	21	F	Luca Martucci / ITA / 343819	Dallara GP2	7	1:29.403	09.534	183.417
6	77	F	Gianluca Ripoli / ITA / 302280	MM International	10	1:29.783	10.926	182.640
7	69	F	Philippe Haezebrouck / FRA / 42462	Dallara GP2	13	1:30.392	11.306	181.410
8	66	F	Salvatore De Plano / ITA / 415689	Top Speed	12	1:31.205	11.915	179.793
9	35	F	Andreas Fiedler / DEU / IB1121791	Fiedler Racing	9	1:32.242	12.728	177.772
10	47	F	Armando Mangini / ITA / 26085	Dallara GP2	12	1:33.735	13.765	174.940
11	55	F	Walter Steding / DEU / IB1038691	Inter Europol Competition	6	1:33.829	15.258	174.765
12	111	OP	Christian Eicke / CHE / JA1751	Dallara GP2	14	1:34.363	15.352	173.776
13	33	F	"Piter" / FRA / 143563	RAY-BAN	9	1:36.185	15.886	170.484
14	7	OP	Peter Göllner / CHE / JA1752	Speed Center	3	1:36.720	17.708	169.541
			Ulf Ehninger / DEU / IC1081590	ESBA-Racing	11		18.243	
				Benetton F1 - B197				

CARS # 35 & 77 - CANCELLATION OF RELEVANT LAP TIMES

Subject to final scrutineering !

Issued:

Clerk of the Course:

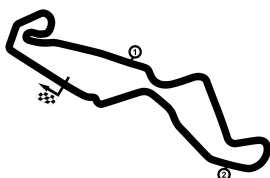
Timekeeper:

DTM Assen

TT Circuit Assen, length 4555 m

19. - 21.07.2019

BOSS GP



-Reg.No.: 0309.19.238

Lap by Lap qualifying, 20.07.2019

1 Ingo Gerstl , Toro Rosso F1 - STR1 Open / AUT														
1	2:13.197	2	1:21.117	3	1:23.333	4	1:19.526	5	1:25.916	6	1:18.477	pit	1:46.288	

7 Ulf Ehninger , Benetton F1 - B197 Open / DEU															
1	13:14.069	2	1:37.152	3	1:36.720	4	1:37.310	5	1:38.195	6	1:38.297	7	1:40.841	8	1:38.025
9	1:39.264	10	1:39.214	pit	2:05.787										

21 Gianluca Ripoli , Dallara GP2 Formula / ITA															
1	12:24.597	2	1:34.753	3	1:32.026	4	1:31.224	5	1:32.722	6	1:48.426	7	1:48.930	8	1:31.203
9	1:29.403	pit	1:56.500												

27 Marco Ghiotto , Dallara GP2 Formula / ITA															
1	2:03.782	2	1:27.241	3	1:29.085	4	1:27.694	5	1:26.931	6	1:28.207	pit	2:09.165		

31 Alessandro Bracalente , Dallara GP2 Formula / ITA															
1	2:00.802	2	1:29.638	3	1:33.517	4	1:28.436	5	1:27.130	6	1:25.887	pit	2:29.851		

33 Peter Göllner , Dallara GP2 Formula / CHE															
1	13:16.337	2	1:44.244	3	1:36.185										

35 Armando Mangini , Dallara GP2 Formula / ITA															
1	12:33.294	2	1:35.925	3	1:33.893	4	1:32.242	5	1:33.120	6	1:34.161	7	1:36.864	8	1:35.373
9	1:32.567	10	1:32.371	11	1:32.916	pit	3:40.851								

37 Luca Martucci , Dallara GP2 Formula / ITA															
1	1:50.120	2	1:29.724	3	1:28.011	4	1:28.529	5	1:29.414	6	1:28.247	pit	2:36.534		

47 Walter Steding , Dallara GP2 Formula / DEU															
1	13:00.261	2	1:42.121	3	1:33.735	4	1:44.560	5	1:34.789	pit	1:51.465				

55 Christian Eicke , Dallara GP2 Formula / CHE															
1	12:12.366	2	1:35.790	3	1:37.060	4	1:34.913	5	1:34.683	6	1:39.527	7	1:34.703	8	1:34.629
9	1:34.198	10	1:33.829	11	1:34.102	12	1:34.956	13	1:34.430	pit	1:56.396				

66 Andreas Fiedler , Dallara GP2 Formula / DEU															
1	12:16.290	2	1:32.714	3	1:32.426	4	1:32.689	5	1:31.612	6	1:30.226	7	1:31.205	8	1:31.676
pit	2:06.627														

69 Salvatore De Plano , Dallara GP2 Formula / ITA															
1	12:59.044	2	1:37.875	3	1:34.447	4	1:34.870	5	1:32.019	6	1:31.714	7	1:38.641	8	1:30.392
pit	1:44.223	10	3:40.542	11	1:31.642	pit	1:40.138								

77 Philippe Haezebrouck , Dallara GP2 Formula / FRA															
1	12:10.025	2	1:34.617	3	1:32.041	4	1:31.431	5	1:31.614	6	1:31.548	7	1:31.505	8	1:33.811
9	1:30.429	10	1:30.570	11	1:29.988	12	1:29.783	pit	3:08.358						

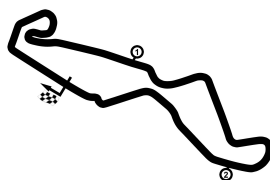
111 "Piter" , Dallara WSR 3.5 Turbo Open / FRA															
1	12:49.468	2	1:43.634	3	1:37.104	4	1:38.235	5	1:36.172	6	1:35.948	7	1:35.279	8	1:34.363
9	2:11.232														

DTM Assen

TT Circuit Assen, length 4555 m

19. - 21.07.2019

BOSS GP



-Reg.No.: 0309.19.238

Lap Analysis qualifying, 20.07.2019

1 Ingo Gerstl , Toro Rosso F1 - STR1 Open / AUT									theoretical besttime: 1:18.477								
Lap	Time	S1	V1	S2	V2	S3	V3	Vmax	Lap	Time	S1	V1	S2	V2	S3	V3	Vmax
1	2:13.197		287	34.185		18.915	258	287	5	1:25.916	33.237	280	34.853		17.826	266	280
2	1:21.117	31.535	292	31.283		18.299	268	292	6	1:18.477	30.688	292	30.452		17.337	270	292
3	1:23.333	31.041	288	34.280		18.012	268	288	7	1:46.288	40.421	223	34.666				223
4	1:19.526	30.766	294	31.034		17.726	268	294									

7 Ulf Ehninger , Benetton F1 - B197 Open / DEU									theoretical besttime: 1:36.609								
Lap	Time	S1	V1	S2	V2	S3	V3	Vmax	Lap	Time	S1	V1	S2	V2	S3	V3	Vmax
1	13:14.069		211	41.772		25.450	199	211	7	1:40.841	39.713	214	38.709		22.419	198	214
2	1:37.152	37.264	226	37.862		22.026	201	226	8	1:38.025	37.417	213	38.201		22.407	193	213
3	1:36.720	36.838	224	37.973		21.909	199	224	9	1:39.264	38.155	206	38.442		22.667	193	206
4	1:37.310	36.906	220	38.261		22.143	201	220	10	1:39.214	38.198	207	38.360		22.656	191	207
5	1:38.195	37.355	218	38.490			199	218	11	2:05.787	42.029	156	47.109				156
6	1:38.297	37.354	217	38.712		22.231	196	217									

21 Gianluca Ripoli , Dallara GP2 Formula / ITA									theoretical besttime: 1:29.403								
Lap	Time	S1	V1	S2	V2	S3	V3	Vmax	Lap	Time	S1	V1	S2	V2	S3	V3	Vmax
1	12:24.597		169	42.270		21.954	224	169	6	1:48.426	39.171	226	43.011			219	226
2	1:34.753	36.047	250	37.665		21.041	224	250	7	1:48.930	40.725	239	46.540		21.665	227	239
3	1:32.026	34.969	254	36.278		20.779	227	254	8	1:31.203	35.065	253	35.644		20.494	227	253
4	1:31.224	34.619	257	36.008		20.597	225	257	9	1:29.403	34.321	258	34.653		20.429	225	258
5	1:32.722	34.905	259	36.457		21.360	224	259	10	1:56.500	37.120	232	42.209				232

27 Marco Ghiotto , Dallara GP2 Formula / ITA									theoretical besttime: 1:26.634								
Lap	Time	S1	V1	S2	V2	S3	V3	Vmax	Lap	Time	S1	V1	S2	V2	S3	V3	Vmax
1	2:03.782		255	40.061		24.640	221	255	5	1:26.931	33.822	256	33.844		19.265	227	256
2	1:27.241	33.537	253	34.451		19.253	224	253	6	1:28.207	34.180	256	34.361		19.666	216	256
3	1:29.085	33.862	256	35.921		19.302	227	256	7	2:09.165	44.429	159	48.643				159
4	1:27.694	34.247	257	34.035		19.412	228	257									

31 Alessandro Bracalente , Dallara GP2 Formula / ITA									theoretical besttime: 1:25.887								
Lap	Time	S1	V1	S2	V2	S3	V3	Vmax	Lap	Time	S1	V1	S2	V2	S3	V3	Vmax
1	2:00.802		203	46.465		24.007	225	203	5	1:27.130	34.239	253	34.077		18.814	227	253
2	1:29.638	34.153	252	33.994		21.491	190	252	6	1:25.887	33.698	253	33.443		18.746	227	253
3	1:33.517	40.098	253	34.387		19.032	223	253	7	2:29.851	56.861	129	51.841				129
4	1:28.436	34.443	253	34.052		19.941	209	253									

33 Peter Göllner , Dallara GP2 Formula / CHE									theoretical besttime: 1:36.185								
Lap	Time	S1	V1	S2	V2	S3	V3	Vmax	Lap	Time	S1	V1	S2	V2	S3	V3	Vmax
1	13:16.337		70	1:19.156		37.578	210	70	3	1:36.185	37.019	250	37.809		21.357	215	250
2	1:44.244	40.370	248	40.912		22.962	212	248									

35 Armando Mangini , Dallara GP2 Formula / ITA									theoretical besttime: 1:31.306								
Lap	Time	S1	V1	S2	V2	S3	V3	Vmax	Lap	Time	S1	V1	S2	V2	S3	V3	Vmax
1	12:33.294		240	43.648		22.121	212	240	7	1:36.864	38.164	250	37.325			220	250
2	1:35.925	36.658	247	37.293		21.974	209	247	8	1:35.373	35.979	245	38.096		21.298	220	245
3	1:33.893	36.328	250	36.529		21.036	215	250	9	1:32.567	35.731	253	36.449		20.387	220	253
4	1:32.242	35.470	252	35.699		21.073	221	252	10	1:32.371	35.888	252	36.309		20.174	220	252
5	1:33.120	35.433	254	36.783		20.904	216	254	11	1:32.916	36.175	255	36.023		20.718	225	255
6	1:34.161	35.729	253	36.061			219	253	12	3:40.851	35.943	246	46.628				246

37 Luca Martucci , Dallara GP2 Formula / ITA									theoretical besttime: 1:27.483								
Lap	Time	S1	V1	S2	V2	S3	V3	Vmax	Lap	Time	S1	V1	S2	V2	S3	V3	Vmax
1	1:50.120		240	41.129		22.160	224	240	5	1:29.414	34.131	252	35.707		19.576	231	252
2	1:29.724	34.834	249	35.183		19.707	227	249	6	1:28.247	33.892	257	35.154		19.201	230	257
3	1:28.011	34.315	250	34.390		19.306	230	250	7	2:36.534	49.830	136	55.845				136
4	1:28.529	34.068	256	34.756		19.705	230	256									

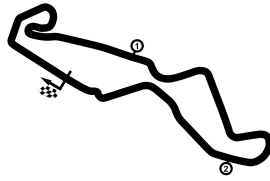
47 Walter Steding , Dallara GP2 Formula / DEU									theoretical besttime: 1:33.374								
Lap	Time	S1	V1	S2	V2	S3	V3	Vmax	Lap	Time	S1	V1	S2	V2	S3	V3	Vmax
1	13:00.261		226	44.519		22.812	200	226	4	1:44.560	43.082	177	39.964		21.514	210	177
2	1:42.121	35.964	250	44.592		21.565	209	250	5	1:34.789	36.400	246	37.368		21.021	212	246

DTM Assen

TT Circuit Assen, length 4555 m

19. - 21.07.2019

BOSS GP



-Reg.No.: 0309.19.238

Lap Analysis qualifying, 20.07.2019

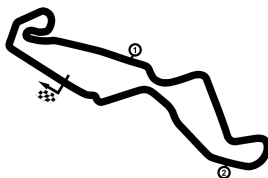
Lap	Time	S1	V1	S2	V2	S3	V3	Vmax	Lap	Time	S1	V1	S2	V2	S3	V3	Vmax
3	1:33.735	35.254	252	37.729		20.752	217	252	6	1:51.465	37.299	241	37.859				241

DTM Assen

TT Circuit Assen, length 4555 m

19. - 21.07.2019

BOSS GP



-Reg.No.: 0309.19.238

Lap Analysis qualifying, 20.07.2019

55 Christian Eicke , Dallara GP2 Formula / CHE										theoretical besttime: 1:33.340							
Lap	Time	S1	V1	S2	V2	S3	V3	Vmax	Lap	Time	S1	V1	S2	V2	S3	V3	Vmax
1	12:12.366		210	41.554		22.342	221	210	8	1:34.629	36.036	251	37.358		21.235	227	251
2	1:35.790	36.484	254	37.862		21.444	219	254	9	1:34.198	35.799	255	36.894		21.505	227	255
3	1:37.060	36.604	253	39.016		21.440	224	253	10	1:33.829	36.122	253	36.812		20.895	230	253
4	1:34.913	35.938	256	37.613		21.362	225	256	11	1:34.102	35.633	256	37.262		21.207	228	256
5	1:34.683	36.175	254	37.257		21.251	228	254	12	1:34.956	35.865	255	37.953		21.138	225	255
6	1:39.527	37.208	196	40.425			220	196	13	1:34.430	36.003	255	37.115		21.312	227	255
7	1:34.703	35.987	255	37.461		21.255	225	255	14	1:56.396	39.098	251	37.568				251

66 Andreas Fiedler , Dallara GP2 Formula / DEU										theoretical besttime: 1:30.481							
Lap	Time	S1	V1	S2	V2	S3	V3	Vmax	Lap	Time	S1	V1	S2	V2	S3	V3	Vmax
1	12:16.290		249	40.295		22.125	215	249	6	1:30.226	35.169	255	35.611			225	255
2	1:32.714	36.157	252	36.581		19.976	220	252	7	1:31.205	35.509	255	35.765		19.931	219	255
3	1:32.426	36.097	259	36.628		19.701	227	259	8	1:31.676	35.327	255	36.542		19.807	224	255
4	1:32.689	36.786	251	35.921		19.982	223	251	9	2:06.627	41.588	178	45.534				178
5	1:31.612	35.777	255	36.042		19.793	225	255									

69 Salvatore De Plano , Dallara GP2 Formula / ITA										theoretical besttime: 1:29.627							
Lap	Time	S1	V1	S2	V2	S3	V3	Vmax	Lap	Time	S1	V1	S2	V2	S3	V3	Vmax
1	12:59.044		187	46.430		22.204	211	187	7	1:38.641	36.949	218	40.767		20.925	238	218
2	1:37.875	37.752	250	39.541		20.582		250	8	1:30.392	35.669	249	35.224		19.499	241	249
3	1:34.447	35.930	246	37.983		20.534	221	246	9	1:44.223	36.708	213	38.027				213
4	1:34.870	36.395	253	37.933		20.542	231	253	10	3:40.542	2:43.237	248	36.956		20.349	235	248
5	1:32.019	35.657	252	36.438		19.924	237	252	11	1:31.642	34.904	248	35.285		21.453	234	248
6	1:31.714	35.907	248	36.225		19.582	237	248	12	1:40.138	35.570	257	36.194				257

77 Philippe Haezebrouck , Dallara GP2 Formula / FRA										theoretical besttime: 1:29.659							
Lap	Time	S1	V1	S2	V2	S3	V3	Vmax	Lap	Time	S1	V1	S2	V2	S3	V3	Vmax
1	12:10.025		215	44.040		23.030	208	215	8	1:33.811	37.189	252	36.001		20.621	217	252
2	1:34.617	36.884	248	36.782			212	248	9	1:30.429	34.783	251	35.403		20.243	217	251
3	1:32.041	35.355	248	36.056		20.630	216	248	10	1:30.570	34.907	249	35.381		20.282	219	249
4	1:31.431	34.861	249	35.972		20.598	212	249	11	1:29.988	34.523	248	35.079		20.386	219	248
5	1:31.614	34.646	250	35.899		21.069	211	250	12	1:29.783	34.344	252	35.203		20.236	219	252
6	1:31.548	34.796	250	35.833			212	250	13	3:08.358	44.458	182	45.732				182
7	1:31.505	34.647	251	36.128		20.730	214	251									

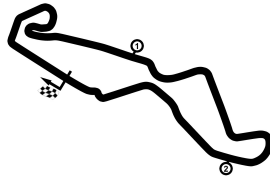
111 "Piter" , Dallara WSR 3.5 Turbo Open / FRA										theoretical besttime: 1:34.363							
Lap	Time	S1	V1	S2	V2	S3	V3	Vmax	Lap	Time	S1	V1	S2	V2	S3	V3	Vmax
1	12:49.468		169	49.553		27.051	194	169	6	1:35.948	36.350	239	38.123		21.475	202	239
2	1:43.634	40.297	235	40.378		22.959	199	235	7	1:35.279	36.111	242	37.885		21.283	203	242
3	1:37.104	37.216	236	38.102		21.786	203	236	8	1:34.363	35.677	242	37.438		21.248	207	242
4	1:38.235	36.979	240	39.303		21.953	202	240	9	2:11.232	42.988	192	47.484				192
5	1:36.172	36.351	239	37.996		21.825	205	239									

DTM Assen

TT Circuit Assen, length 4555 m

19. - 21.07.2019

BOSS GP



Topspeed qualifying, 20.07.2019

-Reg.No.: 0309.19.238

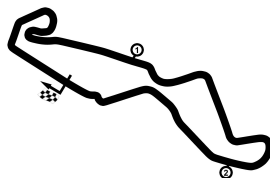
Car No.	Driver	Make	Speed km/h
1	Ingo Gerstl	Toro Rosso F1 - STR1	294
21	Gianluca Ripoli	Dallara GP2	259
66	Andreas Fiedler	Dallara GP2	259
27	Marco Ghiotto	Dallara GP2	257
69	Salvatore De Plano	Dallara GP2	257
37	Luca Martucci	Dallara GP2	257
55	Christian Eicke	Dallara GP2	256
35	Armando Mangini	Dallara GP2	255
31	Alessandro Bracalente	Dallara GP2	253
47	Walter Steding	Dallara GP2	252
77	Philippe Haezebrouck	Dallara GP2	252
33	Peter Göllner	Dallara GP2	250
111	"Piter"	Dallara WSR 3.5 Turbo	242
7	Ulf Ehninger	Benetton F1 - B197	226

DTM Assen

TT Circuit Assen, length 4555 m

19. - 21.07.2019

BOSS GP



Best Sector Times qualifying

-Reg.No.: 0309.19.238

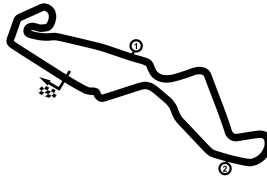
Pos.	sector 1			sector 2			sector 3			theoretical and best lap time				
	No	Driver	Time	No	Driver	Time	No	Driver	Time	No	Driver	theoretical	Best	Pos
1	1	Gerstl I.	30.688	1	Gerstl I.	30.452	1	Gerstl I.	17.337	1	Gerstl I.	1:18.477	1:18.477	1
2	27	Ghiotto M.	33.537	31	Bracalente A.	33.443	31	Bracalente A.	18.746	31	Bracalente A.	1:25.887	1:25.887	2
3	31	Bracalente A.	33.698	27	Ghiotto M.	33.844	37	Martucci L.	19.201	27	Ghiotto M.	1:26.634	1:26.931	3
4	37	Martucci L.	33.892	37	Martucci L.	34.390	27	Ghiotto M.	19.253	37	Martucci L.	1:27.483	1:28.011	4
5	21	Ripoli G.	34.321	21	Ripoli G.	34.653	69	De Plano S.	19.499	21	Ripoli G.	1:29.403	1:29.403	5
6	77	Haezebrouck P.	34.344	77	Haezebrouck P.	35.079	66	Fiedler A.	19.701	69	De Plano S.	1:29.627	1:30.392	7
7	69	De Plano S.	34.904	69	De Plano S.	35.224	35	Mangini A.	20.174	77	Haezebrouck P.	1:29.659	1:29.783	6
8	66	Fiedler A.	35.169	66	Fiedler A.	35.611	77	Haezebrouck P.	20.236	66	Fiedler A.	1:30.481	1:31.205	8
9	47	Steding W.	35.254	35	Mangini A.	35.699	21	Ripoli G.	20.429	35	Mangini A.	1:31.306	1:32.242	9
10	35	Mangini A.	35.433	55	Eicke C.	36.812	47	Steding W.	20.752	55	Eicke C.	1:33.340	1:33.829	11
11	55	Eicke C.	35.633	47	Steding W.	37.368	55	Eicke C.	20.895	47	Steding W.	1:33.374	1:33.735	10
12	111	"Piter"	35.677	111	"Piter"	37.438	111	"Piter"	21.248	111	"Piter"	1:34.363	1:34.363	12
13	7	Ehninger U.	36.838	33	Göllner P.	37.809	33	Göllner P.	21.357	33	Göllner P.	1:36.185	1:36.185	13
14	33	Göllner P.	37.019	7	Ehninger U.	37.862	7	Ehninger U.	21.909	7	Ehninger U.	1:36.609	1:36.720	14

DTM Assen

TT Circuit Assen, length 4555 m

19. - 21.07.2019

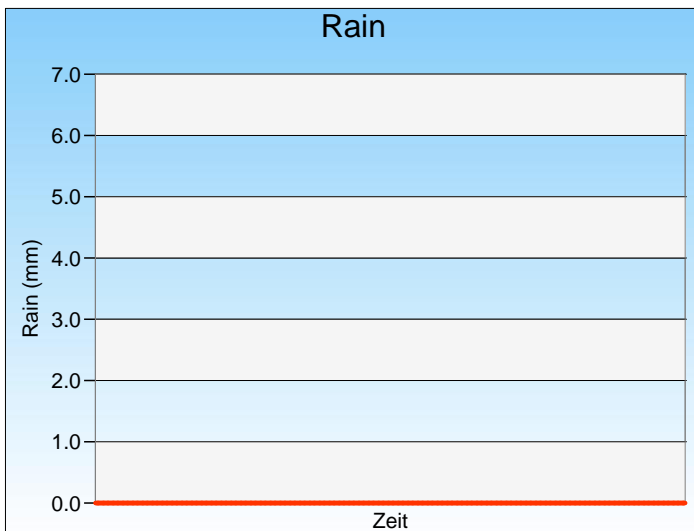
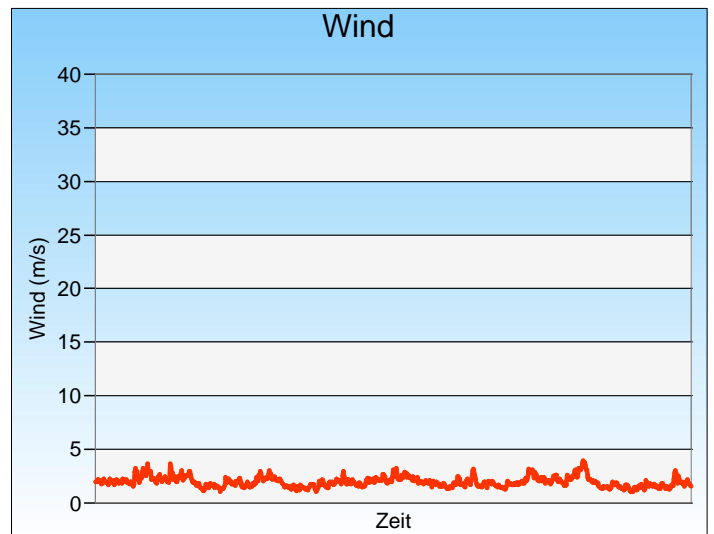
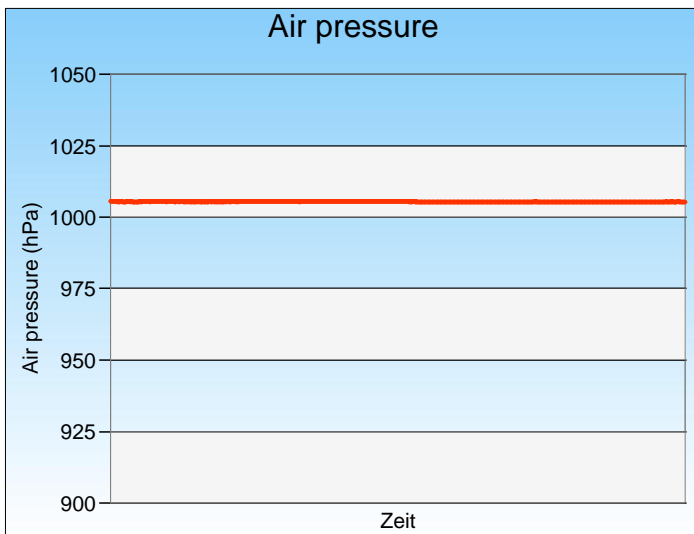
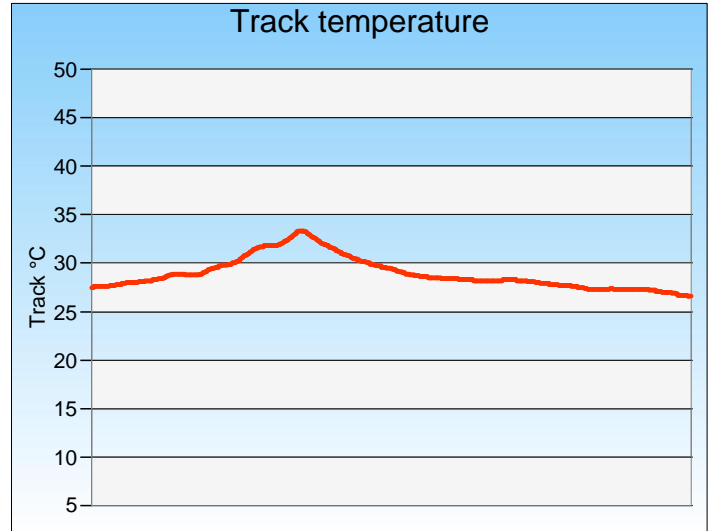
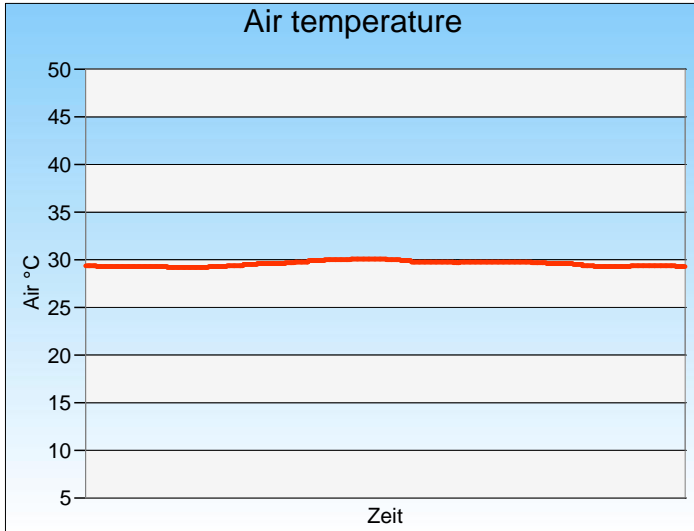
BOSS GP



-Reg.No.: 0309.19.238

Weather qualifying

20.07.2019, 10:50:00 - 11:20:00



Weather:

